



76th Annual Conference of Delhi Ophthalmological Society

24th to 26th April, 2026
Bharat Mandapam, Pragati Maidan, New Delhi

14.5
CREDIT POINTS

Scientific Program

DOS Executive Committee



Prof. Rajesh Sinha
President



Dr. Prafulla Kumar Maharana
Secretary



Prof. Kirti Singh
Treasurer



Prof. M. Vanathi
Vice President



Dr. R.P. Singh
Joint Secretary



Dr. Rahul Mayor
Editor



Dr. Bhupesh Singh
Library Officer



Dr. Ritin Goyal
Executive Member



Dr. Rakesh Gupta
Executive Member



Dr. Ikeda
Executive Member



Dr. Siddharth Madan
Executive Member



Dr. Anu Malik
Executive Member



Dr. Pranita Sahay
Executive Member



Dr. Deepa Sharma
Executive Member



Dr. Ankur Singh
Executive Member



Dr. (Maj.) Arun Baweja
DOS Representative to AIOS



Dr. Jatinder Bali
DOS Representative to AIOS



Dr. Alkesh Chaudhary
Ex Officio Members



Prof. Rohit Saxena
Ex Officio Member

Faculties

A.K. Ghai	Ankur Sinha	Digvijay Singh	Kamlesh
A.K. Grover	Anshu Rohatgi	Dinesh Talwar	Kanchita Pandey
A.K. Gupta	Anshul Goyal	Dipankar Das	Kanika Gupta
Aaditi Anilkumar	Anu Malik	Divya Choudhary	Karamjit Singh
Aarti Nangia	Anuj Mehta	Divya Jain	Karan Bhatia
Aashna Agarwal Sachdev	Anup Kumar Goswami	Divya Motwani	Khaja Muqsith
Aashraya Prithviraj Karpe	Anuradha Raj	Doel Biswas	Khemraj Nackwal
Aastha Singh	Anurag Badhani	Ekta Garg	Kiran Bhanot
Abdul Aziz Makayee	Anurag Narula	Esha	Kirti Jain
Abha Gour	Anushree Naidu	Gagan Bhatia	Kirti Singh
Abhijay Luthra	Apoorv Grover	Gaganjeet Singh Gujral	Komal Saluja
Abhilasha Baharani	Arjun Aurora	Gaurav Gupta	Kopal Mithal
Abhinav Biala	Arpan Gandhi	Gaurav Gupta	Krishna Kumar Agrawal
Abhinav Kacholia	Arshi Singh	Gaurav Luthra	Krishna Prasad Kudlu
Abhishek	Arun Baweja	Gaurav Pandey	Kriti Nausaran
Abhishek	Arun Jain	Gaurav Sanghi	Kritika Singh
Abhishek Chandra	Arun Kshetrapal	Gayatri Ahuja	Kumar Doctor
Abhishek Dave	Arun Sangal	Gazella Bruce Warjri	Kumudini Sharma
Abhishek Kothari	Arun Sethi	Geetha Srinivasan	Kunal Rana
Abhishek Sachdeva	Arvind Kumar	Gopal Krishna Goyal	Kunal Sikund
Abhishek Tripathi	Arvind Kumar Morya	Gopal Krushna Das	Kunal Srivastava
Achyut Pandey	Asheesh Bajaj	Gowhar Ahmad	L.C. Madharia
Aditi Dubey	Ashish Gopal	Gunjan Budhiraja	L.D. Sota
Aditi Ghosh Dastidar	Ashish Markan	Gunjan Saluja	Lakshmi Kuniyal
Aditi Sood Dusaj	Ashu Agarwal	Gurbax Singh	Lalait Kumar Nepalia
Aditya Kashyap	Ashu Agarwal	Gurkiran Kaur	Lalit Duggal
Aditya Sethi	Ashutosh Kumar Gupta	Gursatinder Singh	Lalit Kumar
Aditya Sharma	Ashwini H	Harbansh Lal	Lalit Verma
Aishwaraya K	Atul Gogia	Hardeep Singh	Lipi Mittal
Aishwarya Madharia	Avani Hariani	Harinder Singh Sethi	M. Navean
Aishwarya Somanathan	Avindra Gupta	Harpreet Singh	M. Shiraz Ali
Ajay Aurora	Awadh Dubey	Harsh Kumar	M. Vanathi
Akanksha Koul	Ayush Majumdar	Harsh Vardhan Singh	M.S. Boparai
Akshaya Balaji	B.K. Gupta	Harsha Saxena	Madhu Bhadauria
Akshaydeep Jain	B.P. Guliani	Harshavardhan G. Ghorpade	Madhu Uddaraju
Akshi Sharma	Bhanupriya Choudhary	Harshul Tak	Madhuvanathi Mohan
Akshita Agarwal	Bharat Mehta	Hazem Yassin	Mahipal S. Sachdev
Alka Gupta	Bhavani Raina	Hemant Jhaharia	Mainak Bhattacharyya
Alka Pandey	Bhavna Chawla	Hemant Raina	Manav Deep Singh
Alka Tripathi	Bhumika Sharma	Hemlata Gupta	Maneesh Kumar
Alkesh Chaudhary	Bhupesh Singh	Himali Agarwal	Maneesh Singh
Alok Sati	Bhuvan Chanana	Himanshi Yadav	Manik Mittal
Aman Khanna	Bibhuti P. Kashyap	Himanshu Khandelwal	Manish Saxena
Aman Malik	Bibhuti Sinha	Hiruni Kaushalya Wijesinghe	Manish Shah
Amar Pujari	Bithi Choudhary	Hitendra Ahojja	Manisha Agarwal
Amber Bhayana	Chaitra Jayadev	Ikeda Lal	Manisha C. Acharya
Ameena Akhlaq	Chandrashekhar Chawan	Inder M. Rustagi	Manisha Rathi
Ameeta Koul	Charu Khurana	Indranil Saha	Manoj Khatri
Amit Garg	Charu Malik	Isha Agarwal	Manoj Mathur
Amit Khosla	Charu Mithal	Isha Chaudhari	Manpreet Kaur
Amit Mahajan	Charuta Puranik	Isha Sharma	Manpreet Kaur
Amit Mehtani	Chekitaan	J.C. Das	Manu Bansal
Amit Porwal	Chintan Shah	J.K.S. Parihar	Manumuraleekrishna
Amit Purang	Chirag Mittal	Jagdeep M. Kakadia	Mayank Bansal
Amit Raj	Chitra Ramamurthy	Jashandeep Singh	Mayank Jain
Amit Tarafdar	Cyrus Shroff	Jasiya	Mayav Movdawalla
Amitabh Kumar	D K Mehta	Jasleen Kaur	Medha Prabhudesai
Amrita Kapoor	D Ramamurthy	Jasmeet Kaur	Meenakshi Wadhvani
Anand Singh Brar	D.Shorya Vardhan Azad	Jasvinder Singh Chilana	Meenakshi Y Dhar
Ananya Goswami	Daman Preet Kaur	Jatinder Bali	Mehak Kherwa
Anchal Gupta	Daraius Shroff	Jatinder Singh Bhalla	Minu Mathen
Anil Gangwe	Debarun Sharma	Jawahar Lal Goyal	Mohammad Saquib
Anil Kumar Verma	Debendra Kumar Sahu	Jaya Gupta	Mohammed Sayee Timiri Saqhy
Anil Tanwar	Deepa Sharma	Jayant Shekhar Guha	Mohan Rajan
Anisha Seth Gupta	Deepak Mishra	Jayanta Kumar Das	Mohd Afzal
Anita Ambasta	Deepanshu	Jayashree Baruah	Mohit Khattri
Anita Ganger	Deependra Vikram Singh	Jayashree Dora	Mohita Sharma
Anita Sethi	Deepsekhar Das	Jeenu Priya	Mona Rani
Anita Sharma	Deepthi Meda	Jeewan S. Titiyal	Monica Budhwani
Anjali Saighal Nee Mehta	Deven Tuli	Jitender Jinagal	Monica Chaudhry
Anjali Sunil Khairnar	Devendra Maheshwari	John Sarkar	Monika Dahiya
Anju Rastogi	Devendra Venkatramani	Julie Pegu	Mridula Mehta
Ankit Agarwal	Devesh Kumawat	Jyoti Batra	Mrityunjay Singh
Ankit Gupta	Dewang Angmo	Jyoti Garg	Mukesh Taneja
Ankita Sabharwal	Dharamveer Singh Choudhary	K.P.S. Malik	Munish Dhawan
Ankur Singh	Dhrubojoyoti Sarker	Kalpit P. Shah	N. Z. Farooqui



Nagendra Prasad	Prajna	Rebika	Shaloo Bageja
Naginder Vashisht	Prakhhar Goyal	Reema Bansal	Sharad Lakhota
Namita Kumari	Prakhyat Roop	Reena Gupta	Shashank Rai Gupta
Namrata Sharma	Prakriti Chourasia	Reena Manchanda Nee Choudhary	Shashi Nath Jha
Narendra Singh Verma	Pranav Ranjan	Reena Sethi	Shashi Sharma
Narinder Taneja Bhiwani	Pranita Sahay	Richa Agarwal	Shayana Bhumbra
Navendu Rai	Prannya Arora	Richa Gupta	Sheetal Brar
Navin Neeraj	Prashant Keshao Bawankule	Richa Pyare	Sheetal Mahuvakar
Navneet Chhabda	Prateek Teotia	Rishi Mohan	Shefali Mazumdar
Navneet Sidhu	Praveen Mongre	Rishi Mohan	Sheikh Sajjad Ahmed
Nawazish Fatma Shaikh	Praveen Vashist	Rishi Raj Singh	Shikha Gupta
Nazia Anjum	Pravin Kumar	Rishi Sethi	Shikha Gupta
Neelam Pushker	Preethi John	Rishi Sharma	Shikha Jain
Neelima Mehrotra	Prem Vijay Chadha	Rishi Swarup	Shilpa Singh
Neera Agrawal	Prerna Garg	Ritika Mullick	Shilpa Taneja
Neeraj Jain	Prerna Upadhyay	Ritika Sachdev	Shilpi Diwan
Neeraj Khunger	Priyadarshana	Ritin Goyal	Shilpi Naraware
Neeraj Manchanda	Priyadarshi Gupta	Ritu Arora	Shilpi Singh
Neeraj Sanduja	Priyamvada Yadav	Ritu Aurora	Shipra Sharda
Neeraj Verma	Priyanka	Ritu Nagpal	Shipra Singh
Neetu Gagneja	Priyanka Arora	Rohan Chawla	Shireen Ahmad
Neha Chawla	Priyanka Khandelwal	Rohit Dureja	Shishir Agrawal
Neha Goel	Priyanka Prasad	Rohit Om Prakash	Shishir Narain
Neha Gupta	Priyanka Singh	Rohit Parasnath Gupta	Shishir Narain
Neha Midha	Priyanka Yadav	Rohit Saxena	Shraddha Gupta
Neha Mohan	Priye Suman Rastogi	Rolika Bansal	Shraddha Yadav
Neha Sandhu	Prof Subhash Dadeya	Rubie Malhotra	Shreya Singh
Neha Sharma	Prof. D J Pandey	Ruchi Daruka	Shruti Bhattacharya
Nidhi Tomar	Prolima Thacker	Ruchir Tewari	Shruti Dayal Nee Chawla
Nikhil Seth	Puja Hingorani Bang	Rupak Brahma Choudhury	Shubha Bansal
Nikhil Gandhi	Puneet Jain	Rupali Chopra	Shweta Gaur
Nikita Gupta	Puneeta Kumari Sodhi	Rushad Shroff	Shweta Tripathi
Nilutparna Deori	Purnima Dhand	Rushil Kumar Saxena	Shweta Gaur
Niraj Kumar Yadav	Pushkar Dhir	S. Bharti	Shweta Gaur
Niranjana J	R B Jain	S.K. Narang	Shweta Gaur
Nisha Bharti	R. C. Gupta	S.K. Rungta	Shweta Gaur
Nishat Hussain	R.K. Duvesh	Sabreena Hassan	Shweta Gaur
Nishtha Khurana Singh	R.P. Singh	Sagarika Patyal	Siddharth Dikshit
Nitika Beri	R.V. Azad	Sahil Goel	Siddharth Madan
Nitin Gaba	R.V. Azad	Sahleen Ahmad Khan	Siddharth Sharma
Noopur Gupta	Rachna Agarwal	Sajad Ud Din	Siddhartha Rao
Noshir M. Shroff	Radhika Natrajan	Sajjad Fazili	Sima Das
Nupur Goel	Radhika Tandon	Saloni Gupta	Smile Singla
Nupur Gupta	Raghav Malik	Sandeep Anand	Smita Kapoor
Obaidur Rehman	Ragini Parekh	Sandeep Gupta	Sneha Aggarwal
Obuli Ramachandran	Rahul	Sandeep Kumar Gupta	Snober Yousuf
Nandhakumar	Rahul Bhatia	Sandeep Mithal	Soma Sheila Murthy
Om Prakash Anand	Rahul Mayor	Sandepan Bandopadhyay	Somasheila Murthy
P. Neha Sudhakar	Rahul Saini	Sandhya Makhija	Somya Ish
P.K. Pandey	Raj Pal Vohra	Sangeeta Abrol	Sonali Gupta
P.V. Chadha	Raj Shekhar Paul	Sanjay Ahuja	Sonali Verma
Pallavi Sugandhi	Rajan Malik	Sanjay Chaudhary	Sonia Gahlot
Panchmi Gupta	Rajat Jain	Sanjay Kumar Mishra	Sonu Goel
Pankaj Varshney	Rajat Kapoor	Sanjay Mishra	Soosan Jacob
Parijat Chandra	Rajat Mohan Srivastava	Sanjay Thakur	Sorabh Bhargava
Parmeshwar Kahalekar	Rajeev Jain	Sanjeev Gupta	Soveeta Souravee
Paromita Dutta	Rajeev Jain	Sanjiv Kumar Gupta	Sridevi Nair
Partha Biswas	Rajender Singh Chauhan	Sanjiv Mohan	Stuti Astir
Parul Chawla Gupta	Rajendra Prasad	Sanket Bhatnagar	Subodh Kumar Singh
Parul Jain	Rajesh S Joshi	Sanskriti Pandey	Sudarshan Kumar Khokhar
Parul Sharma	Rajesh Sinha	Santosh G. Honavar	Sudesh Kumar Arya
Pawan Goyal	Rajesh Subhash Joshi	Sarita Aggarwal	Sudipta Mitra
Pawan Goyal	Rajib Mukherjee	Sarita Beri	Sugato Paul
Piyush Kapur	Rajinder Khanna	Sartaj Grewal	Sujata Roshan
Piyush Kumar	Rajiv Bajaj	Satanshu Mathur	Sujata Sawhney
Rameshchandra Ramavat	Rajiv Mohan	Sathyan P	Sujatha Mohan
Pooja Bansal	Rajwinder Kaur	Satinder Sabharwal	Sukriti Gupta
Pooja Bhomaj	Rakesh Gupta	Satya Karna	Suma Ganesh
Pooja Kanodia	Rakesh Mahajan	Saurabh Arora	Sumeet Gupta
Pooja Khamar	Rakesh Shakya	Saurabh Korgaonkar	Sumit Grover
Poonam Jain	Ramanjit Sihota	Saurabh Kumar Luthra	Sumit Monga
Prachi Abhishek Dave	Ramesh Chander Gupta	Saurabh Verma	Sumit Sachdeva
Prachi Grover	Ramesh Venkatesh	Saurabhi Khurana	Sunandini Bose
Prachi Shukla	Rasheena Bansal Nee Pattnaik	Savleen Kaur	Suneeta Dubey
Pradeep Agarwal	Rashmi Mittal	Seema Kashyap	Sunil Ganekal
Pradeep Kumar	Rashmin Gandhi	Sejal Gambhir	Sunil Ganekal
Pradeep Sharma	Raveesh Bindal	Shachi Srivastava	Supriya Sriganesh
Pradeep Venkatesh	Ravi Chandil	Shailender Choudhary	Surabhi Dutt
Prafulla Kumar Maharana	Ravi Kumar.P	Shailja Tiberwal	Surabhi Gupta
Pragati Garg	Ravi Trehan	Shakeen Singh	Surabhi Shalini
Pragya Ahuja	Ravindranath Hm	Shalini Mohan	Suraj Singh Senjam
Pragya Gupta	Rayees Ahmad Sofi	Shalini Singh	Surajit Sen



76th Annual Conference of Delhi Ophthalmological Society

Sushil Ojha
Sushma Jayanna
Swapan K. Samanta
Swarnali Sen
Swati Phuljhele
Swati Singh
Swati Verma
T. Velpandian
Talvir Sidhu
Tania Ray Bhadra
Tanuj Dada
Tanushree Chatterjee
Tanveer Alam Khan
Tanya Jain
Taru Dewan
Techi Dodum Tara
Tejas Shah
Tinku Bali
Tirthajit Maitra
Tishu Saxena
Tulika Chauhan
Tulika Gupta
Tushar Agarwal
Tushar Grover
Twinkle Shah
Uddeshya

Uma Sridhar
Urmil Chawla
V. Rajshekhar
V.P. Gupta
Vaibhav Sethi
Vaishali Tomar
Vanashree Nair
Vandana Kohli
Vanita Pathak Ray
Varsha G. Belamgi
Varshini Shanker
Varun Baweja
Varun Gogia
Venu Muralidhar
Vibha Singh
Vibhuti Mittal
Vidya Chelerkar
Vikas Gupta
Vikram Vinayak Koundanya
Vinay Gupta
Vinay Kumar Garodia
Vineet Sehgal
Viney Gupta
Vinita Gupta
Vinita Gupta
Vinod Arora

Vinod Biala
Vinod Kumar
Virendra Kumar Bagraniya
Vishal Katiyar
Vishnu Swaroop Gupta
Vivek Gagneja
Vivek Gupta
Vivek Gupta
Vivek Motewar
Vivek Pal
Vivek Warkad
Wadhawan Mengi
Yash Bharat V. Gaja
Yogita Gupta
Zain Khatib
Shantanu Gupta
Ankush Mutreja
Amishi Khanna
Prateek Kakkar
Vikash Gupta



Program – Day 1 | April 24, 2026

Date	Time	Audi1	Time	MR6 Hall A	MR7 Hall B	MR8 Hall C	MR9 Hall D	MR10 Hall E	MR12 Hall F
24/04/26	8:30 AM-10:00 AM	Deferred Live Surgery	08:45 AM - 10:00 AM	Instruction Course - Contact Lens Session & Live Fitting Lens Workshop	Case Files in Ophthalmology I	Phacoemulsification: Mastering the Basics	Case Files in Ophthalmology II	Free Paper - Miscellaneous	Case Files in Ophthalmology III
24/04/26	10:00 AM-11:30 AM	Deferred Live Surgery I	10:00 AM - 11:15 AM	Instruction Course - Healing The Unhealed: Amniotic Membrane Grafting	Instruction Course - Which, When & How-Choosing the Right Technique for Optimum Outcomes	Free Paper - Cataract & Refractive Surgery I	Free Paper - Glaucoma I	Interesting Cases - Oculoplasty & Ocular Oncology	Free Paper - Cornea & Ocular Surface I
24/04/26	11:30 AM-1:00 PM	Deferred Live Surgery II	11:15 AM - 12:30 PM	Learn from Experts	Instruction Course - Topical Anesthesia	Instruction Course - Corneal Ectasia Simplified	Instruction Course - MSICS in 2026 - Why it Still Matters	Instruction Course - Cost-Effective MIGS: Practical Pearls, Techniques and Troubleshooting	Free Paper - Retina & Uvea I
24/04/26	11:30 AM-1:00 PM	Deferred Live Surgery II	12:30 PM - 1:30 PM	Case Based Learning - Patients are best Teachers	Interesting Cases - Cataract & Refractive Surgery	Interesting Cases - Glaucoma	Surgical Videos I	Interesting Cases - Retina & Uvea I	Interesting Cases - Allied Ophthalmic Sciences & Miscellaneous
24/04/26	2:00 PM - 3:30 PM	Deferred Live Surgery III	2:00 PM - 3:15 PM	Expert Insights	Instruction Course - Uveitis Simplified for Residents and Comprehensive Ophthalmologists	Instruction Course - Rho-Kinase Inhibitors: Expanding Horizons in Ophthalmology	Surgical Video II	Interesting Cases - Retina & Uvea II	Interesting Cases - Strabismus & Neuro-Ophthalmology I
24/04/26	3:30 PM - 5:00 PM	Deferred Live Surgery IV - Followed by DOS EYENESS Quiz	3:15 PM - 4:30 PM	Instruction Course - Vitrectomy - Basic to Advance	Instruction Course - Zeroing the Target: Mastering IOL Power Calculations for Refractive Precision	Free Paper - Retina & Uvea II	Instruction Course - Esotropia in Clinical Practice: From Diagnosis to Management	Instruction Course - Optimizing Ophthalmic Assessments in Children: A Comprehensive Guide	Free Paper - Oculoplasty & Ocular Oncology



Program – Day 2 | April 25, 2026

Date	Time	Audi1	Time	MR6 Hall A	MR7 Hall B	MR8 Hall C	MR9 Hall D	MR10 Hall E	MR12 Hall F
25/04/26	09:00 AM - 10:00 AM	Case Files in Ophthalmology IV	08:45 AM - 10:00 AM	Biometry: New Formulas, Challenging Situations – Which Formula & When?	Femto Flap vs Lenticule vs Phakic IOL-Based Refractive Procedures	Dry Eye Not Responding to Standard Therapy	Glaucoma Drugs: What, When & New Drugs	Acute Emergencies in Ophthalmology in Practice	Association of Community Ophthalmologists of India (ACOIN)
25/04/26	10:00 AM-11:30 AM	When The Going Gets Tough	10:00 AM - 11:15 AM	Instruction Course - Phakic IOL - Improving Outcomes	Glaucoma Mahabharat - Debate	Instruction Course - OCT in Glaucoma: Interpretation Across Platforms	Trabeculectomy: The Gold Standard?	Mastering Ophthalmology Surgery	Interesting Cases - Miscellaneous
25/04/26	11:30 AM-1:00 PM	OPL	11:15 AM - 12:30 PM	Phacoemulsification in Challenging Cases	Women Ophthalmologists Society (WOS)	Instruction Course - KLEX- Redefining Refractive Procedures	MIGS: Mastering the Technique	A Neuro-Ophthalmology Case	Instruction Course - Dry Eye Disease: From Diagnosis to Devices – Practical Strategies for Better Surgical Outcomes
25/04/26			12:30 PM - 1:30 PM	PAUL Glaucoma Implant	What the Experts Say	Strabismus Session	Retinal Detachment	Glaucoma Image Speak: Picture that Launched Thousand Thoughts	Instruction Course - Mastering Phakic IOLs: Selection, Techniques and Challenging Cases
25/04/26	2:00 PM - 3:30 PM	Court Martial	2:00 PM - 3:15 PM	Transforming Eye Care: Innovations Shaping the Future	Instruction Course - Phaco in Challenging Situations: Simplifying the Complex	Instruction Course - Refractive surgery: Pearls to Get Started - Introduction to Refractive Surgery	Glaucoma Management Beyond IOP	Instruction Course - Challenges Of The Soft	Free Paper - Basic Sciences & Research
25/04/26	3:30 PM - 5:00 PM	Inauguration/Oration & Felicitation	3:15 PM - 4:30 PM	Management of ARMD in Practice	Presbyopia	Service Doctors	Conjunctivitis & Its Sequelae	Ophthalmology Key Concepts	Free Paper - Cornea & Ocular Surface II
25/04/26	5:00 PM - 6:30 PM	Dr. V. K. Kalra Trophy Quiz	4:30 PM - 5:45 PM						

Date	Time	MR18 Hall A1	MR19 Hall B1	MR15 Hall C1	MR16 Hall D1	MR17 Hall E1	MR13Hall F1	MR14 Hall G
25/04/26	08:45 AM - 10:00 AM	Diabetic Macular Edema	Phaco Machines: New Technology – Advantages & Disadvantages	Ophthalmology Private Practice	Child with Deviation of the Eye	Instruction Course - Refractive Surgery Options, Indications and Limitations	Teachers of Tomorrow - I	Free Paper - Cataract & Refractive Surgery II & Finale
25/04/26	10:00 AM - 11:15 AM	Instruction Course - Phacoemulsification in Challenging Eyes: Beyond Routine Cataract Surgery	Looking into the Crystal Ball - Advances and Future of Retina	Ophthalmology Private Practice 2	Amblyopia: From Basics to Advanced Management	Instruction Course - From Measurement to Mastery: The Premium IOL Revolution	Teachers of Tomorrow - II	Free Paper - Retina & Uvea III



76th Annual Conference of Delhi Ophthalmological Society

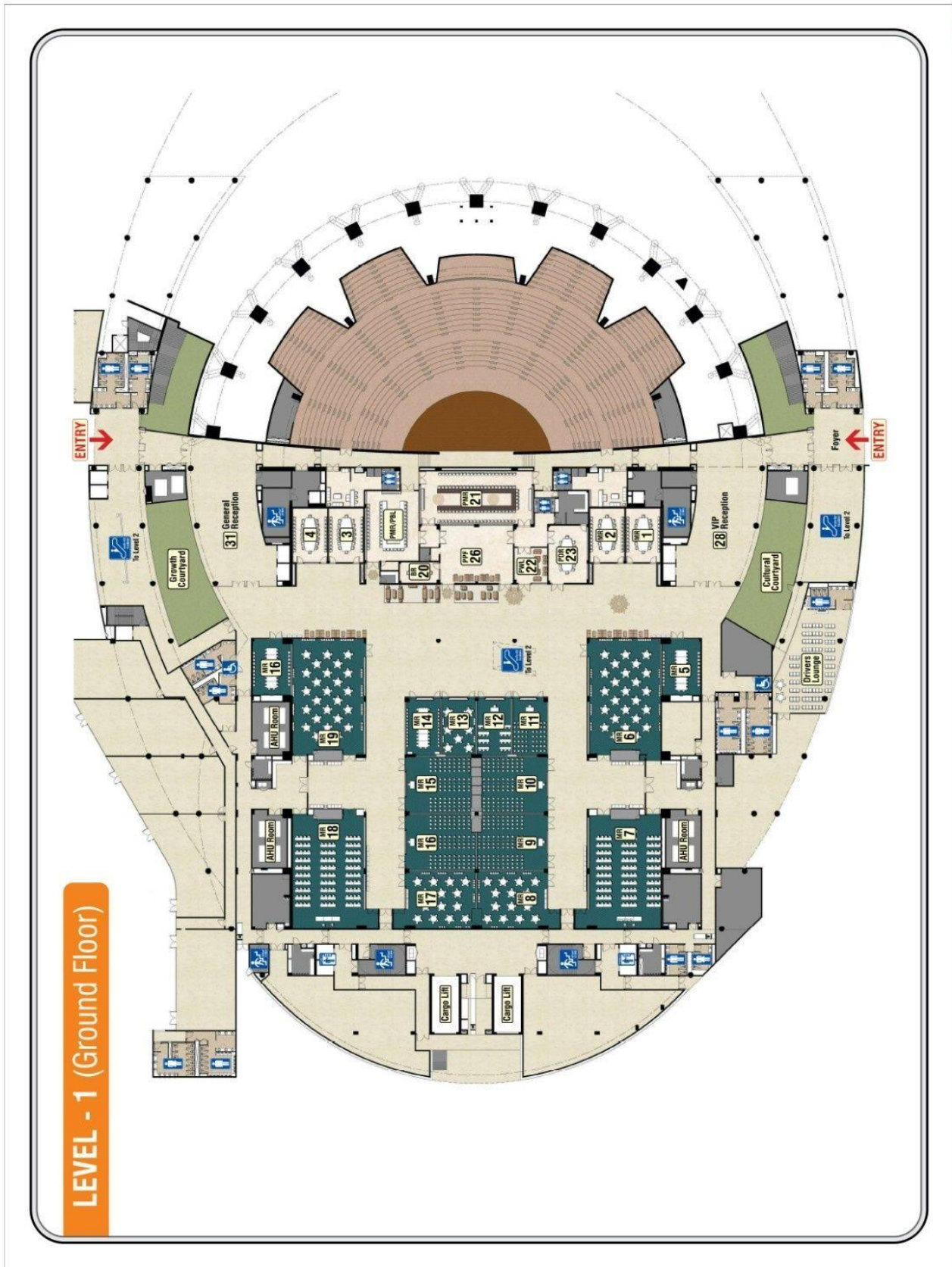
25/04/26	11:15 AM - 12:30 PM	When Refractive Surgery Goes Wrong	Pediatric Eye and Systemic Diseases - POSN Session	Doctor Safety	Ocular Oncology: Latest Trends	Instruction Course - Diabetic Retinopathy Key Concepts: A Stepwise Approach: Basics to 2026	Teachers of Tomorrow - III	Free Paper - Glaucoma II
25/04/26	12:30 PM - 1:30 PM	DOS TAK: Rapid Eye Quiz	Industry Talk - BVI Session	Industry Talk - Lab Medica	Phaco & Intra Ocular Lens Masters	Keratitis Not Responding to Standard Therapy	Teachers of Tomorrow - IV	Free Paper - Strabismus & Neuro-Ophthalmology I
25/04/26	2:00 PM - 3 :15 PM	International Society of Manual Small Incision Cataract Surgeons	Phacoemulsification in Corneo-Iridic Anomalies	Tele Ophthalmology Society of India (TOSI)	Strabismus: Special Cases and Their Treatment	Keratitis Challenges in Practice	Safe Stage	Free Paper - Strabismus & Neuro-Ophthalmology II & Finale
25/04/26	3:15 PM - 4 :30 PM	Glaucoma Updates (Cipla)	Diagnosis of Glaucoma: From Basics to New Advances	Lacrimal System: Surgical Pearls	Keratoplasty: New & Future Directions	Instruction Course - DS Lenticule: Development al Journey		Free Paper - Glaucoma III & Finale



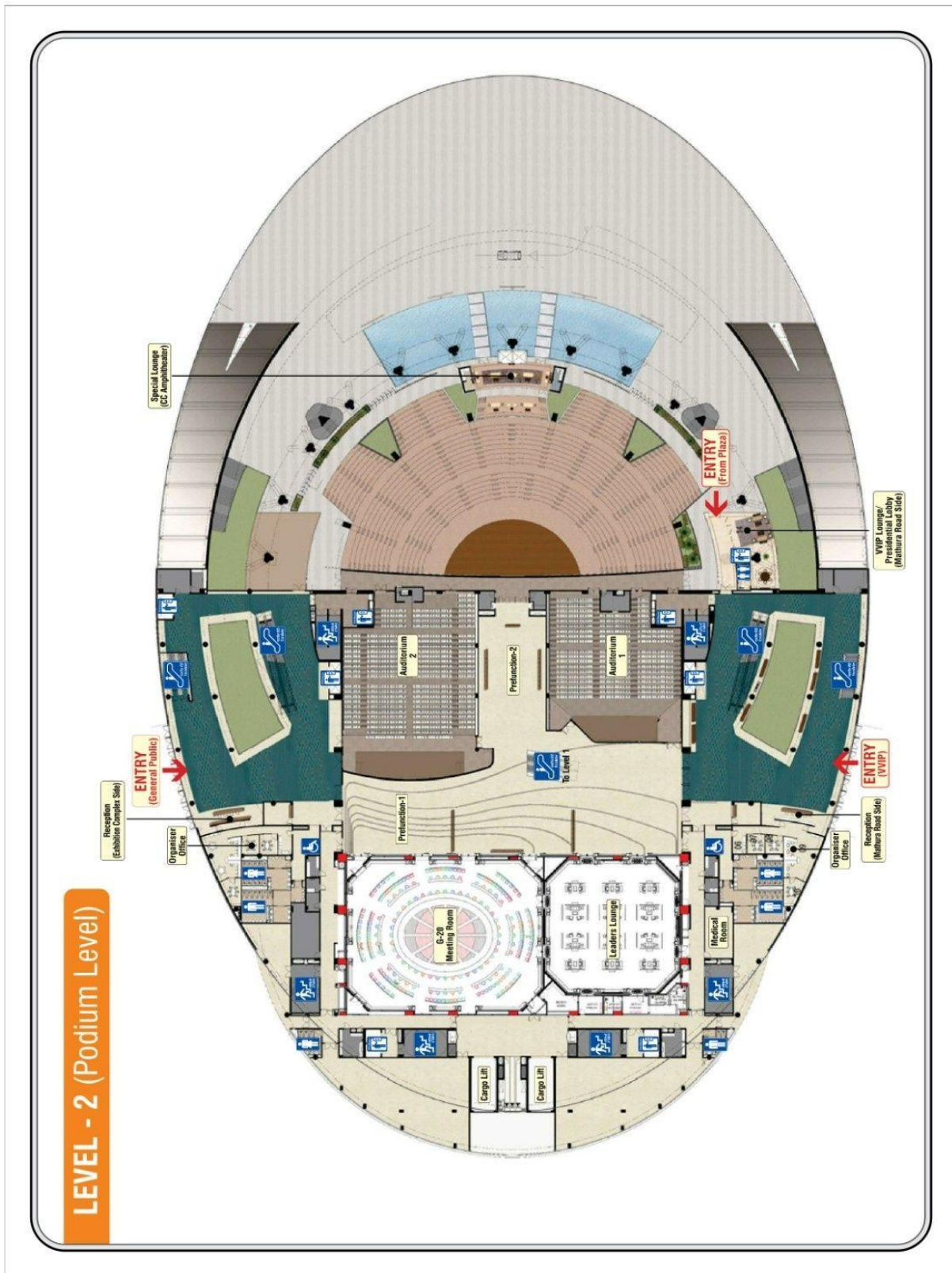
Program – Day 3 | April 26, 2026

Date	Time	Audi1	Time	MR6 Hall A	MR7 Hall B	MR8 Hall C	MR9 Hall D	MR10 Hall E	MR12 Hall F
26/04/26	8:30 AM-10:00 AM	YOPL	08:45 AM - 10:00 AM	Toric IOLs: From Work-Up to Post-Op Care	Basics of Cataract & Refractive Surgery	Keratoconus: What's New?	Instruction Course - Overview of Inferior Oblique Surgeries and their Associated Challenges	Instruction Course - We Were PGs Once Too: Career Choices We Wish We Knew Earlier	Free Paper - Community Ophthalmology
26/04/26	10:00 AM-12:00 PM	Quiz - HisEyeness (10:30 AM-11:30 AM)	10:00 AM - 11:15 AM	Pentathlon	2 Min to Win	Anti-VEGF Therapy	Phaco Complications	Instruction Course - Breaking the Deadliest of all Formation of Complex Cataract with Innovative Surgical Techniques	Instruction Course - The OCT Tutorial
26/04/26	12:00 PM - 01:30 PM	SFO (Cipla)	11:15 AM - 12:30 PM	Industry Talk	AIOS Symposium	Special Cases in Retina	Newer Tools in Ophthalmology	Masterclass in Glaucoma	Interesting Cases - Cornea & Ocular Surface I
26/04/26			12:30 PM - 1:30 PM	The Fierce Debates of AIOS-ARCs: State Symposia – “Fanning the Flames	Cataract Experts	When Surgery Says OOPS: What's Your Next Move?	YO Debate Session - Wordsmith!	Expert Corner	Interesting Cases - Cornea & Ocular Surface II & Finale
26/04/26	2:00 PM - 3:30 PM	i QUIZ (Mankind)	2:00 PM - 3 :15 PM	Masterclass in Cornea	New Insights to Preserve Sight in Glaucoma	What's New in Retina	Uveitis	Dr. T.P. Agarwal Trophy	Free Paper - Retina & Uvea V & Finale

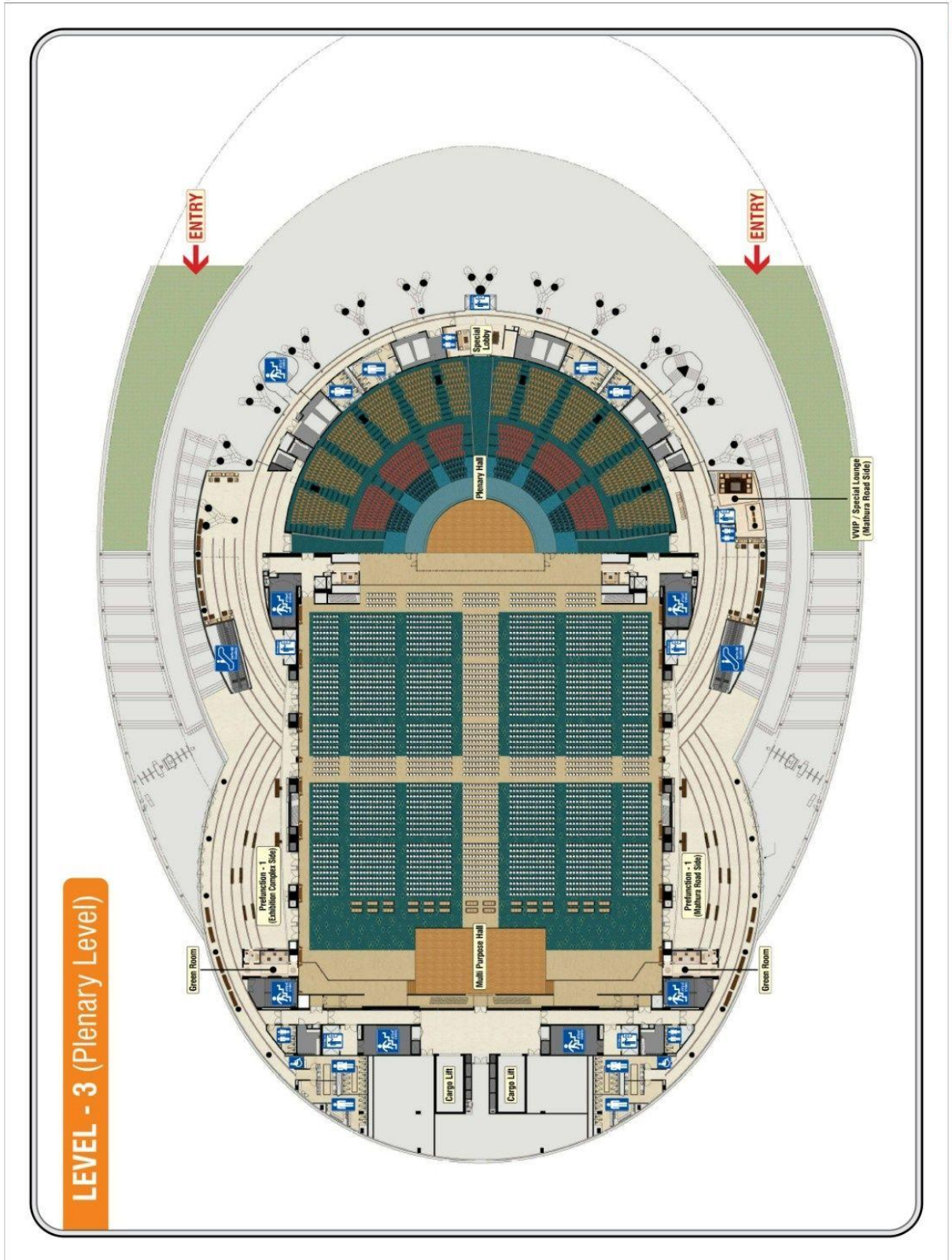
Date	Time	MR18 Hall A1	MR19 Hall B1	MR15 Hall C1	MR16 Hall D1	MR17 Hall E1	MR13 Hall F1	MR14 Hall G
26/04/26	08:45 AM - 10:00 AM	EDOF or Multifocal IOL: What and When?	Masterclasses in Cataract Surgery	Forum of Ophthalmology Teachers of India (FOTI)	Instruction Course - Choosing, Using and Optimising Technology: Cataract Surgery in 2026	Instruction Course - Recent Advances in Glaucoma Management	Interesting Cases - Retina & Uvea III	Free Paper - Retina & Uvea IV
26/04/26	10:00 AM - 11:15 AM	Cornea & External Eye	Glaucoma Society of India	Masterclasses in Retina	Instruction Course - Immunosuppressives in Ocular Inflammatory Disorders: From Basics to Biologics	Myopia Session	Free Paper - Cornea & Ocular Surface III	Surgical Video - III
26/04/26	11:15 AM - 12:30 PM	Uveitis Society of India (USI)	Indian Retinopathy of Prematurity Society	Instruction Course - Pterygium Management: Revolution in Evolution	Video-Based Pediatric Cataract Surgery – Basic to Complex scenarios	Instruction Course - Inherited Retinal Diseases: From Suspicion to Diagnosis and Management	Interesting Cases - Retina & Uvea IV	Free Paper - Allied Ophthalmic Sciences & Miscellaneous
26/04/26	12:30 PM - 1:30 PM	Beyond VEGF: Leveraging Dual Ang-2/VEGF-A Inhibition to Redefine Real-World Outcomes	The Next Era in Myopia Management: Advancing Science, Unveiling Innovation	Course on IRIS Repair - Hazem Yassin	Neuro-Ophthalmology Session	Postgraduates & Leaders in Ophthalmology	Surgical Videos IV & Finale	Free Paper - Cornea & Ocular Surface IV & Finale
26/04/26	2:00 PM - 3 :15 PM	Instruction Course - Cornea 360°: Dry Eye, Infection, and Transplant Basics for Daily Practice	Ophthalmic Karobaar: Part 1: Choices, Models & Identity (1:30 PM - 3:00 PM)	Instruction Course - Lid Reconstruction in Different Type of Lid Malignancy	Interesting Cases - Strabismus & Neuro-Ophthalmology II & Finale	Dr. Arjun Narang Award	Interesting Cases - Retina & Uvea V & Finale	Dr. A.C. Agarwal Trophy



Size: 24 x 18 inch (Q-1)



Size: 24 x 18 inch (Q-1)





76th Annual Conference of Delhi Ophthalmological Society

24th to 26th April, 2026
Bharat Mandapam, Pragati Maidan, New Delhi

Life Time Achievement Award

Congratulations



Dr. Noshir M. Shroff



Dr. Lalit Verma



76th Annual Conference of Delhi Ophthalmological Society

24th to 26th April, 2026
Bharat Mandapam, Pragati Maidan, New Delhi

DOS Orations 2026

Dr P K Jain Oration



Prof. Namrata Sharma

Dr S N Mitter Oration



Prof. Rohit Saxena

Dr Hari Mohan Oration



Dr. (Brig.) J.K.S. Parihar

Dr B. N. Khanna Oration



Dr. Sanjay Mishra

Dr. Sadhu Ram Gupta Oration



Dr. Avnindra Gupta

Dr. Om Prakash Oration



Dr. Susan Jacob

Dr. H.K. Tewari Oration



Dr. Lalit Verma





DEFERRED LIVE SURGERY

24-04-2026
8:30 AM- 10:00 AM
Hall - Audi 1 - L2

.



INSTRUCTION COURSE - CONTACT LENS SESSION & LIVE FITTING LENS WORKSHOP

24-04-2026
08:45 AM - 10:00 AM
Hall - MR 6 - L1

Moderator Monica Chaudhry

SN	Title	Speaker	Duration
1	Soft Contact Lens Care	Gaurav Pandey	15
2	Orthokeratology a Vision Correction and Myopia Control Option	Monica Chaudhry	15
3	Soft Contact Lens Complication	Shwetangi	15
4	Solution Toxicity	Khemraj Nackwal	15
5	RGP Multicurve Fitting in Ectatic Corneal	Sneha Aggarwal	15
6	Scleral Contact Lens Basics, Fitting	Monica Chaudhry	15



CASE FILES IN OPHTHALMOLOGY I

24-04-2026
08:45 AM - 10:00 AM
Hall - MR 7 - L1

Moderator	Siddharth Madan
Judge	Puneeta Kumari Sodhi
Judge	Rakesh Gupta
Judge	Jatinder Singh Bhalla

SN	Title	Speaker	Duration
1	When a Splinter Steals Sight: IOFB in a Child	Twinkle Gupta	4
2	A Case of Retinal Cyst Overlying Localised Retinal Detachment - Discussing Pathogenesis and Treatment	Aditi Yadav	4
3	When Vision Loss Signals more: Adult Rhabdomyosarcoma Masquerading as Compressive Optic Neuropathy.	Samyak Khetan	4
4	The Red Alert: Delayed Orbital Hematoma Revealing Plasminogen Activator Inhibitor-1 Deficiency Following Trivial Trauma in a Child	Nuprinder Singh	4
5	A Case of Retino- Choroidal Coloboma Presenting with Vitreous Hemorrhage	Anjali K	4
6	Case Presentation	Gauravi Jhirwal	4
7	A Genetic Masquerade	Arya S S	4



PHACOEMULSIFICATION: MASTERING THE BASICS

24-04-2026
08:45 AM - 10:00 AM
Hall - MR 8 - L1

Moderator Saurabh S. Korgaonkar

SN	Title	Speaker	Duration
1	Phacoemulsification: Mastering the basics	Saurabh S. Korgaonkar	10
2	Understanding Biometry	Hemant Jhajharia	10
3	Nucleus Management and Challenging Cases	Tanushree Chatterjee	10
4	IOL Planning, Toric Marking, IOL Insertion and Common Pitfalls	Himanshu Khandelwal	10



CASE FILES IN OPHTHALMOLOGY II

24-04-2026
08:45 AM - 10:00 AM
Hall - MR 9 - L1

.



FREE PAPER - MISCELLANEOUS

24-04-2026
08:45 AM - 10:00 AM
Hall - MR 10 - L1

Judge	Pushkar Dhir
Judge	Medha Prabhudesai
Judge	Rishi Raj Singh

SN	Title	Speaker	Duration
1	Ocular Manifestations of Tuberculosis	Kareena Yadav	4
2	The pattern of anterior uveitis in a tertiary care hospital in the region of Delhi NCR	Ashwani Sharma	4
3	Comparison of Surgically Induced Astigmatism between Superior and Temporal Incision in Manual Small Incision Cataract Surgery	Varleen Kaur	4
4	Comparative study of anisometropic amblyopia treatment with spectacles alone and combined spectacles with patching	Sajad Mohi Ud Din	4
5	A Comparative Study of Outcomes of Monofocal Versus Multifocal IOL Implantation in Patients with Cataract During Phacoemulsification Surgery.	Ram Chander	4
6	Limited Deep Sclerectomy: Outcomes of a Case Series and Comparison with Published Literature	Vriti Suneja	4
7	Measured Glucose, Overlooked Vision: A Screening Gap in Gestational Diabetes mellitus	Jatin Bansal	4



CASE FILES IN OPHTHALMOLOGY III

24-04-2026
08:45 AM - 10:00 AM
Hall - MR 12 - L1

.



DEFERRED LIVE SURGERY I

24-04-2026
10:00 AM- 11:30 AM
Hall - Audi 1 - L2

Expert Panel	Sanjiv Kumar Gupta
Expert Panel	Rajesh Sinha
Expert Panel	Shantanu Gupta
Expert Panel	Navendu Rai
Expert Panel	Alkesh Chaudhary
Expert Panel	Sandhya Makhija



INSTRUCTION COURSE - HEALING THE UNHEALED: AMNIOTIC MEMBRANE GRAFTING

24-04-2026
10:00 AM - 11:15 AM
Hall - MR 6 - L1

Chairperson Sarita Aggarwal

SN	Title	Speaker	Duration
1	Healing The Unhealed :Amniotic Membrane Grafting- Basics & Biology and Uses In Refractory Keratitis	Sarita Aggarwal	15
2	Amniotic Membrane Grafting In Ocular Surface Disorders: Redefining Epethelial Healing	Anu Malik	10
3	Outcome Of Amniotic Membrane Grafting In Pterygium And Ocular Surface Tumor Surgery :Beyond Cosmesis	Aditi Ghosh Dastidar	10
4	Amniotic Membrane Grafting In ocular Burns: From Emergency To Rehabilitation	Shefali Mazumdar	10
5	Amniotic Membrane Grafting: In Eyelid And Adnexal Reconstruction	Nupur Goel	10
6	Discussion		10



INSTRUCTION COURSE - WHICH, WHEN & HOW- CHOOSING THE RIGHT TECHNIQUE FOR OPTIMUM OUTCOMES

24-04-2026
10:00 AM - 11:15 AM
Hall - MR 7 - L1

Chairperson Ritu Aurora

SN	Title	Speaker	Duration
1	Scleral fixated IOLs- Tips & tricks	Ajay Aurora	8
2	Techniques for soft cataract- avoiding the pitfalls	Anita Sethi	8
3	Posterior polar cataract- the safe way out	Rajesh Sinha	8
4	Surfing the white challenge- phaco in white cataract	Ritu Aurora	8
5	Tackling hard cataracts - the easy way	Arjun Aurora	8
6	Discussion		15

FREE PAPER - CATARACT & REFRACTIVE SURGERY I

24-04-2026
10:00 AM - 11:15 AM
Hall - MR 8 - L1

Chairperson	Sanjiv Mohan
Moderator	Ritin Goyal
Judge	Ikeda Lal
Judge	Arun Baweja
Judge	Rakesh Gupta
Judge	Bhupesh Singh
Judge	S.C. Lakhotia

SN	Title	Speaker	Duration
1	Phacoemulsification of Cataract By Direct Chop VS Divide and conquer Method	Gopal Krishna Goyal	4
2	Visual outcome of intra-scleral haptic fixation of a multipiece intraocular lens in a tertiary eye care hospital	Nitin Kumar Bhatt	4
3	Restoring Clarity: The Role of Intraocular Lens Exchange in Managing IOL Opacification	Gautam Jain	4
4	Comparative Evaluation of Postoperative Corneal Edema in Diabetic and Non-Diabetic Patients Following Phacoemulsification	Sanchita Jain	4
5	Changes in corneal surface in eyes undergoing small incision cataract surgery with frown incision	Manpreet Kour	4
6	Effect of Topical Nepafenac in Combination with Steroids on Postoperative Macular Thickness Following Uncomplicated SICS: A Prospective Comparative Study	Deepanshi Agrawal	4
7	Comparative Evaluation of Visual Outcomes between Monofocal and Extended Depth of Focus Intraocular Lenses after Cataract Surgery	Madhu Yadav	4
8	Comparison of endothelial cell loss by specular microscopy between phacoemulsification versus small incision cataract surgery	Arjundeep Singh	4
9	Cataract Surgery in the Only Seeing Eye: Visual Outcomes and Preoperative Anxiety Assessment	Ayushi Bansal	4
10	Outcome of manual small incision cataract surgery in patients with iris coloboma- a case series and review	Adhiti Todime	4
11	To evaluate the impact of customized temporal SICS on postoperative astigmatism and visual acuity	Navreet Kaur	4
12	Performance and Precision of Circular Capsulorhexis Using 532 vs 577 nm Eye-Safe Lasers Delivered via Microscope-Integrated Optical System	Jyotsana Sharma	4
13	Yamane Technique vs Glued Scleral Fixation for Secondary Intraocular Lens Implantation – A Prospective Comparative Analysis	Gnanambiga	4
14	Visual outcomes of different intra ocular lens fixation techniques in traumatic cataract	Gracy	4

FREE PAPER - GLAUCOMA I

24-04-2026
10:00 AM - 11:15 AM
Hall - MR 9 - L1

Moderator	Jatinder Singh Bhalla
Judge	Abhishek Chandra
Judge	Deven Tuli
Judge	Neha Midha
Judge	Piyush Kumar Rameshchandra Ramavat
Judge	Kirti Singh
Judge	Sangeeta Abrol
Judge	Suneeta Dubey

SN	Title	Speaker	Duration
1	Kahook Dual Blade (KDB) goniotomy assisted migs vs i-stent implantation in patients with open-angle glaucoma in indian population: A case series	Abhay Solanki	4
2	Role of Pentacam in studying the effects of Laser Peripheral Iridotomy (LPI) on the anterior chamber in Synechial Angle Closure.	Ameena Akhlaq	4
3	Visual rehabilitation in patients with advanced-stage glaucoma using low vision aids	Lalitesh Rajan	4
4	Comparison of angle of anterior chamber changes pre and post cataract surgery on anterior segment optical coherence tomography	Neha .R Chavan	4
5	Swept source OCT evaluation of Retinal Nerve Fibre Layer ,Optic nerve head and macular ganglion cell layer in ocular hypertension and normal eyes	Sonia	4
6	Prevalence of Glaucoma in Rural area of Himachal Pradesh with astonishing results	Shruti Anand	4
7	Development of Peripheral Anterior Synechiae Following Combined Bent Ab Interno Needle Goniectomy and Phacoemulsification	Samyak Khetan	4
8	Surgical outcomes and visual prognosis in congenital glaucoma	Padmavathi B	4
9	Cogan Reese syndrome with congenital heart disease and pulmonary hypertension A Rare Paediatric ocular-systemic association	Padmavathi B	4
10	Trauma, turbulence and tension: unmasking carotid cavernous fistula in ocular hypertension.	Shilpi Kumari	4
11	Comparative Safety Profile of Netarsudil and Timolol as Adjunctive Therapy in Primary Open-Angle Glaucoma: A Randomized Controlled Study”	Ananya Shree	4
12	Prospective study of Ganglion Cell Analysis vs Peripapillary RNFL Thickness on OCT in POAG Patients.	Lakshya goyal	4



INTERESTING CASES - OCULOPLASTY & OCULAR ONCOLOGY

24-04-2026
10:00 AM - 11:15 AM
Hall - MR 10 - L1

Moderator	Sumit Grover
Judge	R.K. Duvesh
Judge	Puneet Jain
Judge	Hardeep Singh
Judge	Shilpa Taneja
Judge	Shipra Singh
Judge	Bhavna Chawla

SN	Title	Speaker	Duration
1	A Vascular Love Affair: VEGF Overexpression in an Eyelid Masson's Tumor"	Neha Adlakha	4
2	Sebaceous Cell Carcinoma masquerading as Recurrent Chalazion: Surgical excision with Lateral Tarsal Strip Reconstruction	Muskan Chaudhary	4
3	Calculative Cuts - Frozen section in management of recurrent OSSN	Raj Shekhar Paul	4
4	Rescue the eye: A Challenging Case of LL Carcinoma	Shailesh	4
5	Surgical management of Post traumatic Telecanthus	Sonika Chaudhary	4
6	A Case of Superior Orbital Inflammatory Myofibroblastic Tumor Presenting as a Painless Eyebrow Swelling in a Middle-Aged Female: A Clinicopathological Study	Sakshi Jaiswal	4
7	The role of topical insulin eye drops in healing of post exenteration socket: a case report	Mushrifa Talil	4
8	An atypical presentation of pilomatrixoma in a 76 year old female mimicking sebaceous gland carcinoma.	Darsh Aggarwal	4
9	A Curious Case of Expanding Hematomas: Unmasking the Locus of Culprit	Hitisha Mittal	4
10	Neglected retained intraorbital wooden foreign body mimicking as recurrent swelling and chronic discharging sinus	Sakshi Verma	4
11	Traumatic displacement of glove into ethmoid sinus	Aayushi Varshney	4
12	Fishing Mishap: Managing an Uncommon Ocular Trauma with Precision	Amulya Das	4



FREE PAPER - CORNEA & OCULAR SURFACE I

24-04-2026
10:00 AM - 11:15 AM
Hall - MR 12 - L1

Judge	Harinder Singh Sethi
Judge	Pallavi Sugandhi
Judge	Anu Malik
Judge	Ritika Mullick
Judge	Jaya Gupta
Judge	Navneet Sidhu

SN	Title	Speaker	Duration
1	Sight at Stake: Patterns, Pathogens, and Outcomes in Infective Keratitis	Mishthi Jain	4
2	Contact...Lens for Help: Game Changer to the varying Irregular Cornea	Yash Gala	4
3	Ocular surface assessment in patients undergoing phacoemulsification surgery	Sanjana Basa	4
4	Real-world Expert Learnings on Indian Experience with a Formulation for digital eye strain-related dry eye: The RELIEF survey	Roseline Patel	4
5	Topical ROCK Inhibition Accelerates Recovery After Descemetorhexis Without Endothelial Keratoplasty (DWEK) in Fuchs Endothelial Corneal Dystrophy: A Prospective Comparative Clinical Trial	Avinash Pradhan	4
6	When celebration turns catastrophic: Carbide Gun injuries	Aditi Dubey	4
7	A Decade of Pediatric Corneal Transplantation: Patterns, Outcomes, and Predictors from a Tertiary Government Eye Hospital	Rishita Yadav	4
8	To evaluate outcomes post DALK in one eye vs C3R in other eye in bilateral paediatric Keratoconus	Kapil Chalana	4
9	Recurrence Rate After Primary Pterygium Excision with Extended Tenon's Resection with Conjunctival Autograft with Fibrin Glue: A Retrospective Study	Nishant Sood	4



DEFERRED LIVE SURGERY II

24-04-2026
11:30 AM- 1:00 PM
Hall - Audi 1 - L2

Expert Panel	Ashu Agarwal
Expert Panel	Bhavna Chawla
Expert Panel	Kirti Singh
Expert Panel	Namrata Sharma
Expert Panel	Ritu Aurora
Expert Panel	M. Vanathi
Expert Panel	Sarita Aggarwal



LEARN FROM EXPERTS

24-04-2026
11:15 AM - 12:30 PM
Hall - MR 6 - L1

Chairperson	Cyrus M. Shroff
Chairperson	Sandeep Mithal
Co-Chairperson	Krishna Prasad Kudlu
Convenor	Abhishek Kothari
Co-Convenor	Aditi Ghosh Dastidar
Moderator	Neha Mohan

SN	Title	Speaker	Duration
1	In the Pursuit of Perfection: Incisions and Rhexis	Mohammed Sayee Timiri Saqhy	7
2	Axis Marking Techniques: Manual vs Digital	Narendra Singh Verma	7
3	New-Generation IOL Formulas Explained Simply	Jatinder Singh Bhalla	7
4	Pitfalls in the Clinical Diagnosis of Glaucoma Focus: Disc and VF	Manav Deep Singh	7
5	Retinal Disease with Systemic Associations	Reema Bansal	7
6	Ocular side effects of GLP- 1 RA Drugs	Charu Mithal	7
7	Multimodal Retinal Imaging	Shishir Agarwal	7
8	Limitations & Complications of Anti-VEGF Therapy	Jasmeet Kaur	7



INSTRUCTION COURSE - TOPICAL ANESTHESIA

24-04-2026
11:15 AM - 12:30 PM
Hall - MR 7 - L1

Chairperson Sanjiv Kumar Gupta

SN	Title	Speaker	Duration
1	Priming for topical anaesthesia: Surgeons and patients	Mohit Khatri	8
2	Phaco under topical anaesthesia: the only way to do it.	Navendu Rai	8
3	Trabeculectomy under topical anaesthesia: best option for your patients.	Vishal Katiyar	8
4	Pars plana vitrectomy under topical anaesthesia: how and why?	Manish Saxena	8
5	Manual small incision cataract surgery under topical anaesthesia: myths and facts.	Sanjiv Kumar Gupta	8
6	Discussion		20



INSTRUCTION COURSE - CORNEAL ECTASIA SIMPLIFIED

24-04-2026
11:15 AM - 12:30 PM
Hall - MR 8 - L1

Chairperson Gunjan Budhiraja

SN	Title	Speaker	Duration
1	Crosslinking and Evolution of new protocols	Pragya Ahuja	10
2	Management of Ectasias beyond Keratoconus	Neha Kapur	10
3	Rings and Segments in Ectasia	Bhupesh Singh	10
4	Synergistic Laser treatments in Keratoconus and	Gunjan Budhiraja	10
5	Evolving refractive solutions in Keratoconus	Tushar Grover	10
6	Discussion		05



INSTRUCTION COURSE - MSICS IN 2026 - WHY IT STILL MATTERS

24-04-2026
11:15 AM - 12:30 PM
Hall - MR 9 - L1

Chairperson Neetu Gagneja

SN	Title	Speaker	Duration
1	MSICS VS PHACO in the modern era:evidence ,economics & outcomes	Prajna	8
2	MSICS in hard cataract,brunescent nuclei &small pupils	Daman Preet Kaur	8
3	Astigmatism control in MSICS-incision site ,size& suturing strategies	Jasiya	8
4	Managing intraoperative complications in MSICS	Vivek Gagneja	8
5	Training the next generation:MSICS in residency curricula	Anu Malik	8
6	MSICS in 2026-why it still matters	Neetu Gagneja	8
7	Discussion		10



INSTRUCTION COURSE - COST-EFFECTIVE MIGS: PRACTICAL PEARLS, TECHNIQUES AND TROUBLESHOOTING

24-04-2026
11:15 AM - 12:30 PM
Hall - MR 10 - L1

Chairperson Dewang Angmo

SN	Title	Speaker	Duration
1	Introduction, Patient selection & pre-requisites	Nitika Beri	7
2	Cost Effective MIGS – Minimally invasive trabeculectomy (MIT)/ Mhook- Tips & tricks, managing complications	Suneeta Dubey	9
3	Cost Effective MIGS – GATT/BANG Tips & tricks, managing complications	Tanuj Dada	9
4	Outcomes and Evidence – Literature Review	Gazella B Warjiri	8
5	Complications and Troubleshooting - Video assisted	Devendra Maheshwari	8
6	Cost Effective MIGS – Minimally invasive trabeculectomy (MIT)/ Mhook- Tips & tricks, managing complications	Dewang Angmo	8
7	Discussion		15



FREE PAPER - RETINA & UVEA I

24-04-2026
11:15 AM - 12:30 PM
Hall - MR 12 - L1

Moderator	Ankur Singh
Judge	R.P. Singh
Judge	Gagan Bhatia
Judge	Rahul Mayor
Judge	Neeraj Manchanda

SN	Title	Speaker	Duration
1	Demographic profile and management of branch retinal vein occlusion	Nakshatra Rasal	4
2	Comparison of Diabetic Retinopathy Severity, DME Patterns, and OCT Biomarkers in Diabetics With and Without Nephropathy	Chetna Saini	4
3	Giant retinal dialysis - outcome of buckling surgery	Drishiti Khanna	4
4	Decreased serum pro-brain natriuretic peptide levels correlate with an increase in foveal avascular zone in proliferative diabetic retinopathy	Anusha Chawka	4
5	Role of Topical Dorzolamide and Anti-VEGF in the Management of X-Linked Retinoschisis: A Report of Two Cases	Suvashika Dhingra	4
6	Optical coherence tomography biomarkers in hypertensive retinopathy	Saurabh Mule	4
7	Relation between adenosine diphosphate stimulated platelet aggregation and vascular endothelial growth factor release in branch retinal vein occlusion	Punita Kumari Sodhi	4
8	To evaluate the serum vegf level and its association with genetic mutation in vegf gene in patients with and without diabetic retinopathy	Navreet Kaur	4
9	Gyrate Atrophy - A silent progressive Chorioretinal dystrophy	Sakshi Negi	4
10	A Retrospective Study of Primary and Secondary Outcomes After Surgery of Rhegmatogenous Retinal Detachment in Tertiary Eye Hospital in Haryana	Megha Sharma	4
11	The venous spectrum: A comparative case-driven analysis of BRVO, HRVO, and CRVO pathophysiology and management.	Sonam Gill	4
12	Nd:YAG Laser Hyaloidotomy for Premacular Subhyaloid Hemorrhage in Pancytopenia: A Prospective Interventional Study	Suryansh Jaiswal	4



CASE BASED LEARNING - PATIENTS ARE BEST TEACHERS

24-04-2026
12:30 PM - 01:30 PM
Hall - MR 6 - L1

Moderator	Taru Dewan
Expert Panel	J.C. Das
Expert Panel	Manisha Rathi

SN	Title	Speaker	Duration
1	Bleb Sweating in Functional Trabeculectomy	Shayana Bhumbra	7
2	Saving the Sinking Bleb: Early Intervention Strategies	Kriti Nausaran	7
3	Neovascular Glaucoma	Jasleen Kaur	7
4	Angle Closure in Young with a Twist	Deepanshu	7
5	Steroid Glaucoma in VKC: Management Dilemmas	Hemant Raina	7
6	Comeback Bleed: Delayed Total Hyphema After KDB	Arshi Singh	7



INTERESTING CASES - CATARACT & REFRACTIVE SURGERY

24-04-2026
12:30 PM - 1:30 PM
Hall - MR 7 - L1

Judge	Aditi Ghosh Dastidar
Judge	Rakesh Gupta
Judge	Gopal Krushna Das
Judge	Ankita Sabharwal
Judge	Rajat Kapoor
Judge	Om Prakash Anand
Judge	Arun Baweja

SN	Title	Speaker	Duration
1	Tale of managing Sequential B/L Morgagnian cataract in the eyes with Complete Aniridia In a young Male.	Rajwinder Kaur	4
2	Traumatic experience during traumatic cataract	Bhanu Priya	4
3	Post Lasik Masquerader: Epithelium in Distress – Strings of pearls pattern.	Yash Bharat Gala	4
4	Pressure-Induced Stromal Keratitis (PISK)/ Interface Fluid Syndrome (IFS) Across LASIK Lifespan: Early Elective vs Late Traumatic Presentation	Nitish Kumar	4
5	Rarest of the rare complication: Unilateral Isolated Central Epithelial Ingrowth post SMILE	Rinky Agarwal	4
6	Lenticule based complications and management in Smooth incision lenticule keratomileusis-intersting cases	S Rajan	4
7	Persistent Foetal Vasculature masquerading as cataract in a 7 year old	Nirati Srivastava	4
8	Phacoemulsification in difficult scenarios - Video based tales of triumphs	Manisha Nada	4



INTERESTING CASES - GLAUCOMA

24-04-2026
12:30 PM - 1:30 PM
Hall - MR 8 - L1

Moderator	Dewang Angmo
Judge	Neha Midha
Judge	Aditi Sood Nee Dusaj
Judge	Alkesh Chaudhary
Judge	Talvir Sidhu
Judge	M. Shiraz Ali
Judge	Richa Gupta

SN	Title	Speaker	Duration
1	The Eye Remembers the Blast: Angle Recession Glaucoma Following Firecracker-Induced Closed Globe Injury	Suyash Kumar	4
2	Management of Post-Trabeculectomy Malignant glaucoma Using Iridozonulo-Hyaloid Vitrectomy in a Phakic Eye	Jyoti Garg	4
3	Unusual Anterior Segment Dysgenesis Phenotype Associated with a CEP290 Gene Variant	Vanditaa Agrawal	4
4	"A Case of Bilateral Advanced Primary Open-Angle Glaucoma with Severe Asymmetrical Vision Loss, Right Eye Pseudophakia Following PCR, and Left Eye Posterior Polar Cataract."	Md Saifullah	4
5	Hidden in plain sight- the role of gonioscopy in unmasking a retained iris foreign body	Pragya Gupta	4
6	An Uncommon Lens Morphology in Primary Congenital Glaucoma: Double Rosette Cataract	Adwitiya Biswas	4
7	Primary angle closure glaucoma in a 40-Year-old female with unilateral presentation and fellow eye angle closure suspect: A case report	Md Shahid	4



SURGICAL VIDEOS I

24-04-2026
12:30 PM - 1:30 PM
Hall - MR 9 - L1

Moderator	Siddharth Madan
Judge	Rajat Jain
Judge	Sandhya Makhija
Judge	Pranita Sahay
Judge	Abhishek Kothari
Judge	Sarita Aggarwal

SN	Title	Speaker	Duration
1	Hangback recession for large angle strabismus	Sandeep Anand	4
2	Compilation of Complex strabismus surgeries- looking beyond recess/resect procedures.	Venu	4
3	The Curious Case of A Slippery SFIOL	Aayush Majumdar	4
4	Phacotip fracture - A surgeon's nightmare	Smita Kapoor	4
5	MIVS-Assisted Combined Pars Plana Vitrectomy and Scleral-Fixated IOL for Single-Stage Visual Rehabilitation	Purnamita Saras B A	4
6	Trouble of the bubble!	Abhishek Kumar	4
7	Cut, Burn, Tie: A Tailored Surgical Strategy for Retinal Angiomas in VHL Disease	Ashish Markan	4
8	A stitch in time – pinhole pupilloplasties	Raj Shekhar Paul	4
9	The Unsung Hero of the IOL World: The 3-Piece IOL	Ashutosh Kumar	4
10	Labyrinthine Convalescence Achieved Utilizing Best Indian Innovations	Arvind Kumar Morya	4



INTERESTING CASES - RETINA & UVEA I

24-04-2026
12:30 PM - 1:30 PM
Hall - MR 10 - L1

Chairperson	Reema Bansal
Moderator	Gagan Bhatia
Judge	Neha Mohan
Judge	Anurag Narula
Judge	Ankur Singh
Judge	Rahul Bhatia
Judge	Rahul Mayor

SN	Title	Speaker	Duration
1	Optic nerve retreat - A unique sequelae of bicycle trauma	Shubham Agarwal	4
2	Inflammation in Focus: A Case of Bilateral Panuveitis with Ocular Surface Sequelae	Md Junaid Alam	4
3	"From Impact to Insight: Spontaneous Closure of a Traumatic Macular Hole"	Keshav Gaba	4
4	Bilateral Ocular Leukemic Infiltration as the First Sign of Pre-B Acute Lymphoblastic Leukemia Relapse	Anshum	4
5	Hidden in plain sight - Intracamerular iris cyst presenting as chronic uveitis	Isha Chaturvedi	4
6	From choroiditis to cnvm- a diagnostic puzzle at macula	Aayushi Tyagi	4
7	One-Year Evolution of Acute Retinal Necrosis: From Laser-Treated Break to Vitreous Cysts	Nikita Gupta	4
8	A Two-staged surgical rescue of Retinal Sequelae of Hypertensive Crisis in SLE: From Bilateral Exudative Retinal Detachment to Unilateral Closed Funnel Rhegmatogenous Retinal Detachment.	Jyoti Yadav	4



INTERESTING CASES - ALLIED OPHTHALMIC SCIENCES & MISCELLANEOUS

24-04-2026
12:30 PM - 1:30 PM
Hall - MR 12 - L1

Moderator	Gunjan Budhiraja
Judge	Anil Tanwar
Judge	Sangeeta Abrol
Judge	Neeraj Verma
Judge	Navendu Rai
Judge	Alok Sati

SN	Title	Speaker	Duration
1	Ocular injury following carbide gun explosion: A complex case of intraocular foreign body removals	Hardik Gupta	4
2	Similar look: Dissimilar Outlook!!!	Rinky Agarwal	4
3	Bumps in conjunctiva	Meenakshi Wadhvani	4
4	Atypical Alstrom Syndrome Mimicking LCA: Novel Frameshift Variant in an Indian Pediatric Case	Mitali Jhamb	4
5	When targeted therapy blurs vision: imatinib-unmasked ocular myasthenia gravis	Kumari Tanya	4



DEFERRED LIVE SURGERY III

24-04-2026
2:00 PM - 3:30 PM
Hall - Audi 1 - L2

Expert Panel	R.P. Singh
Expert Panel	Ritu Aurora
Expert Panel	Krishna Prasad Kudlu
Expert Panel	Sanjiv Mohan
Expert Panel	Rohit Saxena
Expert Panel	N.M. Shroff



EXPERT INSIGHTS

24-04-2026
2:00 PM - 3 :15 PM
Hall - MR 6 - L1

Chairperson	J.K.S. Parihar
Chairperson	S.C. Lakhota
Co-Chairperson	N. Z. Farooqui
Co-Chairperson	Pankaj Varshney
Convenor	Ankita Sabharwal
Convenor	M. Shiraz Ali
Co-Convenor	Aditi Dubey
Moderator	Jayashree Baruah

SN	Title	Speaker	Duration
1	Modern Management of Posterior Uveitis: Steroids, Biologics & Beyond	Kopal Mithal	7
2	Laser Refractive Surgery: Pre-Emptying Corneal Ectasia & Understanding its Limits	Ashu Agarwal	7
3	Post Cataract Surgery Refractive Surprise - How I Manage	Krishna Prasad Kudlu	7
4	Post-Refractive Surgery Eyes: Formula & Strategy	Bharat Mehta	7
5	Management of Dislocated/Subluxated Lens: Case Scenarios	Sushant Madaan	7
6	Cataract	Ravi	7
7	Management of Cataract in Rural Area	Gopal Krishna Goyal	7
8	MED: Surgical Management	Richa Agarwal	7



INSTRUCTION COURSE - UVEITIS SIMPLIFIED FOR RESIDENTS AND COMPREHENSIVE OPHTHALMOLOGISTS

24-04-2026
2:00 PM - 3 :15 PM
Hall - MR 7 - L1

Chairperson Pooja Bansal

SN	Title	Speaker	Duration
1	Course Outline: Uveitis Simplified for Residents and Comprehensive Ophthalmologists	Pooja Bansal	2
2	Clinical work up – Naming and Meshing	Shruti Bhattacharya	12
3	Laboratory investigations – Tailored vs Shotgun approach	Surabhi Gupta	12
4	Ocular imaging – when and what to do?	Priyadarshi Gupta	12
5	Infection vs Inflammation – not to miss	Gaganjeet Gujral	12
6	When to Refer to a Physician?	Pooja Bansal	10
7	Discussion		15



INSTRUCTION COURSE - RHO-KINASE INHIBITORS: EXPANDING HORIZONS IN OPHTHALMOLOGY

24-04-2026
2:00 PM - 3 :15 PM
Hall - MR 8 - L1

Chairperson Prerna Garg

SN	Title	Speaker	Duration
1	Introduction to Rho-kinase inhibitors	Mainak Bhattacharyya	8
2	Role of rho kinase inhibitors in corneal diseases - is it too early to say?	Surabhi Dutt	8
3	Role in diabetic retinopathy-yay or nay	Prachi Abhishek Dave	8
4	Rho A pathway targeting scleral expansion in high myopia	Divya Motwani	8
5	Is there any difference in their efficacy in angle closure vs open-angle glaucoma?	Prerna Garg	8
6	Discussion		2



SURGICAL VIDEO II

24-04-2026
2:00 PM - 3 :15 PM
Hall - MR 9 - L1

Convenor	Rajat Kapoor
Moderator	Aman Khanna
Judge	Narendra Singh Verma
Judge	Mohammed Sayee Timiri Saqhy
Judge	Tushar Grover

SN	Title	Speaker	Duration
1	Transforming Cornea's and Restoring Vision: The magic of Simple Limbal Epithelial Transplantation	Jitender Jinagal	4
2	"When the Nucleus Floats Free: Phacolytic Glaucoma with Liquefied Cortex and Unstable Capsular Bag"	Virendra Kumar Bagraniya	4
3	Viral wars Managing Retinal Detachment secondary to Acute Retinal Necrosis	Akshi Sharma	4
4	Is this right choice for polar cataract? Manual dissection or delineation	Akshay Kumar	4
5	Oops moment in Macular hole surgery	Abhishek Upadhyaya	4
6	Stitch by stitch: A guide to preventing intra operative errors in strabismus surgery	Mitali Jhamb	4
7	Magic of pupilloplasty	Sanjay Mishra	4
8	Surgical Technique for Removal of Subretinal Gliotic Band During Retinal Detachment Surgery	Daksh Sharma	4
9	From micro to macro - innovative surgical strategies for various sizes of IOFB removal	Ashutosh Kumar	4
10	When Foreign Bodies Speak Three Languages: Tales of IOFB	Anju Bansal	4
11	"Double Whammy" in a case of Traumatic Cataract	Asheesh Bajaj	4
12	Story of Queen	John Sarkar	4



INTERESTING CASES - RETINA & UVEA II

24-04-2026
2:00 PM - 3 :15 PM
Hall - MR 10 - L1

Moderator	Deepa Sharma
Judge	Raj Pal
Judge	Neha Chawla
Judge	Bhuvan Chanana
Judge	Abhishek Kothari
Judge	Anita Sharma
Judge	Shailender Choudhary

SN	Title	Speaker	Duration
1	An atypical case of multifocal central serous chorioretinopathy	Debarun Sharma	4
2	Double trouble curious case of Central Retinal Artery Occlusion with Central Retinal Vein Occlusion	Manu Prakash Gupta	4
3	Occult Choroidal Melanoma Presenting as Serous Retinal Detachment in a Young Indian Woman: A Rare Case Scenario	Keshav Gaba	4
4	Retinitis Punctata Albescens: An Interesting Case of Progressive Night Blindness	Anjali Roy	4
5	The Eyes That Spoke First: Atypical Retinitis Exposing Hidden Congenital CMV	Aayush Majumdar	4
6	Dual Retinal Pathology: A rare case of retinitis pigmentosa with central serous chorioretinopathy (CSCR).	Swati Sharma	4
7	From Retina to Testis: A Masquerading Case of Primary Vitreoretinal Lymphoma	Aakriti Agarwal	4
8	Central retinal vein occlusion in a young adult with isolated hypercholesterolemia	Maryam Khan	4
9	Ocular Ischemic Syndrome: When the eye warns of a silent carotid catastrophe	Sakshi Singh	4
10	Complete vogt–koyanagi–harada disease: multimodal imaging and multisystem correlation	Mona Rani	4
11	Unveiling the mystery of vitreous hemorrhage - a rare case of Retinal Artery Macroaneurysm.	Mehak Bhutani	4
12	An Unusual Case of Pan-Uveitis with Serous Retinal Detachment: A Diagnostic Challenge	Krati Gupta	4
13	The silent cavitation in choroid : a rare case report	Priyansh Agarwal	4
14	Congenital Ocular Toxoplasmosis Presenting as Macular Scar: A Case Report	Shubhangi Maru	4



INTERESTING CASES - STRABISMUS & NEURO-OPHTHALMOLOGY I

24-04-2026
2:00 PM - 3 :15 PM
Hall - MR 12 - L1

Moderator	Anita Ganger
Judge	Prolima Thacker
Judge	Smita Kapoor
Judge	Savleen Kaur
Judge	Shaloo Bageja

SN	Title	Speaker	Duration
1	Keynote: Aesthetic vs Functional Outcomes in Special Strabismus Cases	Sandeep S. Anand	7
2	Surgical Site Conjunctival Apocrine Hidrocystoma After Strabismus Correction: A Rare Case Report”	Anam Ansari	4
3	Hidden Worm, Half Vision: Neurocysticercosis Causing Hemianopia	Mansi Rana	4
4	“Squint Re-surgery: Lessons from a Complex Case”	Anita Ganger	4
5	“She Recovered Once. The Disease Never Left.” — A case highlighting the relapsing inflammatory course of MOG antibody–associated optic neuritis	Bhumish Rai	4
6	Cyclical esotropia treated with horizontal recti surgery despite orthophoria on day of surgery	Saumya Kashyap	4
7	The outward challenge: when eyes drift apart	Ekta Garg	4
8	From Drooping Lids to Failing Mitochondria: The Silent Saga of Kearns–Sayre Syndrome	Bhumish Rai	4
9	An Unusual Presentation of Transient Third Cranial Nerve Palsy: A Case Report	Anjali Meena	4
10	Orthoptek Magnocellular Stimulator in Traumatic Optic Atrophy	Arvind Kumar Morya	4



DEFERRED LIVE SURGERY IV

24-04-2026
3:30 PM - 5:00 PM
Hall - Audi 1 - L2

Expert Panel	S. Bharti
Expert Panel	Vinay Kumar Garodia
Expert Panel	Om Prakash Anand
Expert Panel	Rajiv Bajaj
Expert Panel	S.C. Lakhota
Expert Panel	P.V. Chadha

FOLLOWED BY DOS EYENESS QUIZ

Quiz Master	Kapil Midha
Quiz Master	Ashish Lall
Quiz Master	Ikeda Lal
Quiz Master	Pranita Sahay



INSTRUCTION COURSE - VITRECTOMY - BASIC TO ADVANCE

24-04-2026
3:15 PM - 4 :30 PM
Hall - MR 6 - L1



Chairperson R.P. Singh

SN	Title	Speaker	Duration
1	Instrumentation and Basics of PPV	Deepa Sharma	8
2	Anterior Vitrectomy in PCR	Shilpa Singh	8
3	Vitrectomy in Nucleus/IOL Drop	R.P. Singh	8
4	Vitrectomy in Vitreous Haemorrhage	Amishi Khanna	8
5	Vitrectomy in RD	Shruti Bhattacharya	8
6	Vitrectomy in Macular Hole	R.P. Singh	8
7	Vitrectomy in Endophthalmitis	Ankur Singh	8
8	Discussion		8



INSTRUCTION COURSE - ZEROING THE TARGET: MASTERING IOL POWER CALCULATIONS FOR REFRACTIVE PRECISION

24-04-2026
3:15 PM - 4 :30 PM
Hall - MR 7 - L1

Chairperson Vinita Gupta

SN	Title	Speaker	Duration
1	Optimize or Compromise? Precision Hacks for Predictable IOL Outcomes	Shalini Mohan	8
2	Toric Turbulence- Taming the Cylindrical Beast	M. Vanathi	8
3	One Size Doesn't Fit All: Biometry Blueprints for Challenging Eyes	Jasleen Dhillon	8
4	Little Eyes, Big Challenges: Cracking the Code of Pediatric Biometry	Vinita Gupta	8
5	Behind the Graft: Navigating Biometry in Post-Keratoplasty Eyes	Mukesh Taneja	8
6	The Dioptric Truth: Biometry in Post-LASIK and RK Eyes	Gaurav Luthra	8
7	Refractive Surprise? "Oops! Now What?"	Rishi Swarup	8
8	Discussion		8



FREE PAPER - RETINA & UVEA II

24-04-2026
3:15 PM - 4 :30 PM
Hall - MR 8 - L1

Moderator	Nikita Gupta
Judge	Shishir Agrawal
Judge	Sandhya Makhija
Judge	Avnindra Gupta

SN	Title	Speaker	Duration
1	Effect of Vitreomacular Adhesion on Anti-VEGF Therapy Outcomes in patients with Macular Edema	Bhavya Aneja	4
2	“Posterior Segment Metallic Intraocular Foreign Body Following Hammering Injury: A Case Report.”	Piyushi Srivastava	4
3	Diagnostic Challenges in Vogt–Koyanagi–Harada Disease: When Inflammation Masks Identity	Shraddha Singh	4
4	Study of the clinical profile and risk factors in patients with Central Serous Chorioretinopathy.	Seema Malik	4
5	Seeing the unseen : p-ANCA positive retinal vasculitis	Rachit Rastogi	4
6	Pneumatic retinopexy :Revitalizing retinal detachment repair	Sonu Beniwal	4
7	Clinical Spectrum and Management Outcomes of Central Serous Chorioretinopathy	Surbhi	4
8	Does macro-circulation influence microcirculation in diabetic retinopathy to cause proliferative changes?	Punita Kumari Sodhi	4
9	“When Vision Blurs in the Bloom of Life: A Watchful Eye — Central Serous Chorioretinopathy in Pregnancy: A Case Series”	Akanksha Dass	4
10	Displacing Darkness: Early Management of Traumatic Submacular Hemorrhage	Navneet kumar	4



INSTRUCTION COURSE - ESOTROPIA IN CLINICAL PRACTICE: FROM DIAGNOSIS TO MANAGEMENT

24-04-2026
3:15 PM - 4 :30 PM
Hall - MR 9 - L1

Chairperson Prolima Thacker

SN	Title	Speaker	Duration
1	Classification and examination in a case of Esotropia	Richa Agarwal	10
2	Role of Prism Adaptation test in Esotropia	Subhash Dadeya	10
3	Medical Management of esotropia	Himali Agarwal	10
4	Incomitant Esotropia and its Management	Savleen Kaur	10
5	Latest Advances- Role of Botox in Esotropia- Indications and Usage	Priyanka Singh	10
6	Surgical Management of Comitant Esotropia	Prolima Thacker	10
7	Discussion		5



INSTRUCTION COURSE - OPTIMIZING OPHTHALMIC ASSESSMENTS IN CHILDREN: A COMPREHENSIVE GUIDE

24-04-2026
3:15 PM - 4 :30 PM
Hall - MR 10 - L1

Chairperson Anita Ganger

SN	Title	Speaker	Duration
1	Precision in Pediatric Vision Testing: Visual Acuity and Refraction guidelines	Smita Kapoor	12
2	Complete Anterior Segment Examination: From Cornea to Lens	Rebika	12
3	Pediatric Eye Adnexa: Detailed Assessment and Diagnostic Strategies	Shaloo Bageja	12
4	Simplified Squint Examination for Kids: Tips and Techniques	Anita Ganger	12
5	In-Depth Analysis of the Posterior Segment: Spotlight on Retinal Conditions	Pooja Andral	12
6	Mastering ROP Screening: Key Techniques and Strategies	Anita Sharma	12
7	"Optimizing Ophthalmic Assessments in Children: A Comprehensive Guide"	Anita Ganger	12
8	Discussion		3

FREE PAPER - OCULOPLASTY & OCULAR ONCOLOGY

24-04-2026
3:15 PM - 4 :30 PM
Hall - MR 12 - L1

Moderator	Puneet Jain
Judge	Lalit Kumar
Judge	Nupur Goel
Judge	Namita Kumari
Judge	Pragya Gupta
Judge	Parul Jain
Judge	Sumit Grover
Judge	Bhavna Chawla

SN	Title	Speaker	Duration
1	Tumor Masquerades in Clinical Ophthalmic Practice: Diagnostic Challenges from Three Rare Intraocular Lesions.	Abhishek Kumar	4
2	Clinical Profile and Visual Recovery Following Blunt Ocular Trauma: A One-Year Prospective Study at a Tertiary Care Center	Mansi Agarwal	4
3	The ROPLAS Trap: Primary Orbital B-Cell Non-Hodgkin Lymphoma Masquerading as Chronic Obstructive Dacryocystitis—A Diagnostic Pitfall and Clinical Review of an Extraconal "Masked Infiltrate"	Medha Mandhyani	4
4	Orbital Bruit as a Clinical Marker of Acute Hemodynamic Recurrence in Orbital Hemangioendothelioma: A Case Report and Management Dilemma	Yashi Yadava	4
5	Use of Fibrin Glue vs Sutures in fixation on full thickness skin grafting for correction of eyelid deformities	Hemant Raina	4
6	Robotic Eyes in Focus: India's First Feasibility Study of Da Vinci-Assisted Ocular Surface and Eyelid Laceration Repair	Deepsekhar Das	4
7	Exposure, Restriction, and Rising IOP: A Complex TED Case	Manan Bhardwaj	4
8	OSSN- When Surface Speaks	Sneha Kamble	4
9	To evaluate the impact of socket dryness on the quality of life in patients wearing custom ocular prostheses.	Sachin Gupta	4
10	A Prospective study to evaluate clinicopathological profile of eyelid tumors in different zones of eyelid	Munish Dhawan	4
11	A tale of 2 vascular swellings in upper eyelid: a diagnostic dilemma	Ameena Akhlaq	4
12	Ophthalmic characteristics of carotid cavernous fistula	Nuprinder Singh	4
13	Functional Retinal Outcomes on Microperimetry Following Chemotherapy and Radiotherapy for Retinoblastoma.	Anu Sharma	4
14	Ocular Myiasis	Veerbhan Mehra	4
15	Multilayer amniotic membrane grafting in limbal dermoid excision: a novel approach for ocular surface reconstruction	Urvashi Mishra	4



CASE FILES IN OPHTHALMOLOGY IV

25-04-2026
09:00 PM - 10:00 AM
Hall - Audi 1 - L2

.



BIOMETRY: NEW FORMULAS, CHALLENGING SITUATIONS – WHICH FORMULA & WHEN?

25-04-2026
08:45 AM - 10:00 AM
Hall - MR 6 - L1

Chairperson	P. V. Chadha
Chairperson	Lalait Kumar Nepalia
Co-Chairperson	Karamjit Singh
Convenor	Vivek Pal
Co-Convenor	Tishu Saxena
Expert Panel	Narendra Singh Verma
Expert Panel	Anjali Sunil Khairnar

SN	Title	Speaker	Duration
1	Modern Biometry: What Has Changed in the Last Decade?	Saurabh Kumar Luthra	7
2	New-Generation IOL Formulas Explained Simply	Vibha Singh	7
3	Short Eyes: Which Formula Gives the Least Surprise?	Komal Saluja	7
4	Long Eyes & High Myopia: Avoiding Hyperopic Shift	Shraddha Yadav	7
5	Post-Refractive Surgery Eyes: Formula & Strategy	Chitra Ramamurthy	7
6	DSEK, Phaco with PCIOL "Triple Procedure"	Shakeen Singh	7
7	Next-Generation Ray-Tracing & Artificial Intelligence-Based IOL Power Formulas	Twinkle Shah	7



FEMTO FLAP VS LENTICULE VS PHAKIC IOL- BASED REFRACTIVE PROCEDURES

25-04-2026
08:45 AM - 10:00 AM
Hall - MR 7 - L1

Co-Chairperson	Sheetal Brar
Convenor	Arun Baweja
Co-Convenor	Ritin Goyal
Moderator	Pranita Sahay

SN	Title	Speaker	Duration
1	A Practical Case-Selection Algorithm for Daily Practice	Manumuralee Krishna	7
2	Refractive Surgery Landscape Today: What Are Our Real Options?	Neeraj Manchanda	7
3	Phakic IOLs: When Cornea Should Not Be Touched	Gaurav Gupta	7
4	CLE V/s Phakic Lens for High Myopia.	Gaurav Luthra	7
5	KLEX: The Way to Go	Sonu Goel	7



DRY EYE NOT RESPONDING TO STANDARD THERAPY

25-04-2026
08:45 AM - 10:00 AM
Hall - MR 8 - L1

Chairperson	Uma Sridhar
Chairperson	Amit Raj
Co-Chairperson	Rajender Singh Chauhan
Co-Convenor	Manpreet Kaur
Moderator	Aditi Ghosh Dastidar

SN	Title	Speaker	Duration
1	Stepwise Approach to Refractory Dry Eye: What Are We Missing?	Priyanka	7
2	MGD in 8 Minutes: Simple Chairside Management Algorithm	Amit Raj	7
3	Treating Ocular Surface Inflammation: When to Add Steroids, CsA, Lifitegrast	Sunandini Bose	7
4	Systemic Diseases & Dry Eye	Suruchi Gupta	7
5	Anti-glaucoma Drugs & Dry Eye	Monika Dahiya	7
6	Menopause Women and Dry Eyes	Rubie Malhotra	7
7	Practical Use of Autologous Serum, PRP & others	Manpreet Kaur	7
8	Advanced Interventions: IPL, Probing & Others	Kirti Jain	7



GLAUCOMA DRUGS: WHAT, WHEN & NEW DRUGS

25-04-2026
08:45 AM - 10:00 AM
Hall - MR 9 - L1

Chairperson	Manav Deep Singh
Co-Chairperson	Viney Gupta
Convenor	Richa Gupta
Co-Convenor	Maneesh Singh
Moderator	Deven Tuli
Expert Panel	Swati Singh

SN	Title	Speaker	Duration
1	Medical Management of Glaucoma: Where Do We Stand Today?	Munish Dhawan	7
2	Add-On Therapy: How to Escalate Treatment Rationally	Gursatinder Singh	7
3	Fixed Drug Combinations: Advantages & Pitfalls	Amit Purang	7
4	Newer Anti-Glaucoma Drugs & Drug Delivery Systems	Dipankar Das	7
5	Practical Treatment Algorithm for Daily Practice	Techi Dodum Tara	7
6	Keynote: Update on Lasers in Glaucoma	Harsh Kumar	10



ACUTE EMERGENCIES IN OPHTHALMOPLASTY IN PRACTICE

25-04-2026
08:45 AM - 10:00 AM
Hall - MR 10 - L1

Chairperson	V.P. Gupta
Co-Chairperson	Anuj Mehta
Convenor	Pankaj Varshney
Co-Convenor	Rajat Jain
Moderator	Deepsekhar Das

SN	Title	Speaker	Duration
1	Orbital Cellulitis & Abscess: When to Observe, Admit or Operate	Saurbhi Khurana	10
2	Traumatic Lid & Canalicular Injuries: Immediate Management	Jayanta Kumar Das	10
3	Chemical & Thermal Injuries Affecting Adnexa	Chandrashekhar Chawan	10
4	Medicolegal Perspectives on Ocular Trauma and Visual Impairment in India	Pragati Garg	10



ASSOCIATION OF COMMUNITY OPHTHALMOLOGISTS OF INDIA (ACOIN)

25-04-2026
08:45 AM - 10:00 AM
Hall - MR 12 - L1

Chairperson	D.J. Pandey
Chairperson	S.K. Rungta
Chairperson	Awadh Dubey
Chairperson	Satanshu Mathur
Convenor	Sandhya Makhija
Moderator	J.K.S. Parihar

SN	Title	Speaker	Duration
1	Keynote: Reach the Unreached - Blinding Population of Mother India	Awadh Dubey	10
2	Netra Antyodaya - Eyecare at Doorstep of Everyone	Arvind Kumar Morya	7
3	Day Care Ophthalmic Surgery & Challenges	Anup Kumar Goswami	7
4	Cataract Surgery in Small Pupil Causes and Preoperative Workup	Om Prakash Anand	7
5	Unhappy 6/6 after Cataract Surgery	Vikash Gupta	7
6	Artificial Intelligence in Vision Assistive Technology	Suraj Singh Senjam	7
7	TBD	Shakeen Singh	7
8	ACOIN Dristi Rath Yatra	Swapan K. Samanta	7
9	Concluding Remarks	J.K.S. Parihar	3
10	Take Away Message	S.K. Rungta	3



DIABETIC MACULAR EDEMA

25-04-2026
08:45 AM - 10:00 AM
Hall - MR 18 - L1

Chairperson	Lalit Verma
Co-Chairperson	Bhuvan Chanana
Convenor	R.P. Singh
Co-Convenor	Anil Gangwe
Moderator	Obuli Ramachandran Nandhakumar

SN	Title	Speaker	Duration
1	DME: Pathophysiology & Classification Relevant to Practice	Rajwinder Kaur	7
2	Investigations in DME: OCT, FFA & When to Use Each	Anisha Seth Gupta	7
3	Anti-VEGF in DME: When to Start & When Not To	Charu Malik	7
4	Role of Steroids in DME: Indications & Risk Stratification	Neeraj Manchanda	7
5	Non-Responders & Refractory DME: Practical Strategies	Akshi Sharma	7
6	A Stepwise DME Treatment Algorithm for Clinics	Sandhya Makhija	7
7	Vitrectomy in DME	Lalit Verma	7
8	Balancing Efficacy and Safety: Lupin's Ranibizumab in Retinal Vascular Diseases	Bhuvan Chanana	7



PHACO MACHINES: NEW TECHNOLOGY – ADVANTAGES & DISADVANTAGES

25-04-2026
08:45 AM - 10:00 AM
Hall - MR 19 - L1

Chairperson	Pawan Goyal
Co-Chairperson	Sanjiv Mohan
Convenor	Amit Raj
Moderator	Chirag Mittal
Expert Panel	Niranjana J
Expert Panel	Navneet Sidhu

SN	Title	Speaker	Duration
1	Evolution of Phaco Technology: What Truly Matters Clinically?	Sandepan Bandopadhyay	7
2	Fluidics Systems Explained	Shailender Kumar Choudhary	7
3	Energy Modulation & Thermal Safety	Ravi Kumar.P	7
4	Ergonomics in Cataract Surgery: Protecting the Surgeon, Perfecting the Outcome	Hitendra Ahooja	7
5	Choosing the Right Machine for Your Practice & Budget	Gopal Krishna Goyal	7
6	RayOne Galaxy Spiral IOL Data - A New Full Range of Vision IOL	Raghav Malik	7
7	Keynote: Why Premium IOLs Should be the Standard of Care in Cataract Surgery Today	D Ramamurthy	10



OPHTHALMOLOGY PRIVATE PRACTICE

25-04-2026
08:45 AM - 10:00 AM
Hall - MR 15 - L1

Chairperson	Satanshu Mathur
Co-Chairperson	Vinay Kumar Garodia
Co-Chairperson	Rajeev Jain
Convenor	Abhishek Dave
Moderator	Aman Khanna

SN	Title	Speaker	Duration
1	Keynote: Med School to B School- Changing Mindsets	Ritika Sachdev	10
2	Solo Practice vs Group vs Corporate: Understanding the Models	Amit Mahajan	7
3	Group practice in Refractive Eye Surgery - Our Initial Experience	Harpreet Singh	7
4	When Should a Practitioner Think of Expansion?	Ravindranath HM	7
5	Infrastructure, Technology & Manpower Planning	Aman Malik	7
6	Financial Planning, Valuation & Revenue Models	Tejas Shah	7
7	Standard Preoperative Protocols to prevent Endophthalmitis	Arvind Kumar Morya	7



CHILD WITH DEVIATION OF THE EYE

25-04-2026
08:45 AM - 10:00 AM
Hall - MR 16 - L1

Chairperson	Subhash C. Dadeya
Co-Chairperson	Rasheena Bansal
Convenor	Nilutparna Deori
Co-Convenor	Prolima Thacker
Moderator	Varshini Shanker

SN	Title	Speaker	Duration
1	Keynote: Infantile XT and IXT, Conterminous Borders	P.K. Pandey	10
2	Child with Eye Deviation: First Clinic Visit—What to Look For?	Digvijay Singh	7
3	Classification of Childhood Deviations: Esotropia, Exotropia & Vertical Deviations	Shipra	7
4	Evaluation of Deviation: Measurements & Common Pitfalls	Sajad Mohi Ud Din	7
5	Refractive Error & Deviation: When Glasses Are Enough	Venu Muralidhar	7
6	Non-Surgical Management of Pediatric Squint	Kanchita Pandey	7
7	Surgical Timing & Planning in Childhood Strabismus	Anita Ganger	7
8	Rescue Tool in Strabismus Surgical Planning	Amar Pujari	7



INSTRUCTION COURSE - REFRACTIVE SURGERY OPTIONS, INDICATIONS AND LIMITATIONS

25-04-2026
08:45 AM - 10:00 AM
Hall - MR 17 - L1

Chairperson | Sudhank Bharti

SN	Title	Speaker	Duration
1	Investigators in a case of refractive surgery	Ashu Agarwal	10
2	Surface Corneal Surgery - indications and results	Rajib Mukherjee	10
3	Lenticular Corneal Surgery indications techniques and results	Bhupesh Singh	10
4	CLEAR lenticular extraction surgery	Sudhank Bharti	10
5	Phakin IOLs -indications	Sudhank Bharti	10
6	Refractive surgery complications and their prevention	Bhupesh Singh	10
7	Discussion		10



TEACHERS OF TOMORROW - I

25-04-2026
08:45 AM - 10:00 AM
Hall - MR 13 - L1

Convenor	Prafulla Kumar Maharana
Convenor	Neha Midha
Moderator	Anu Malik
Judge	Amit Mehtani
Judge	Vishnu Swaroop Gupta
Judge	Piyush Kumar Rameshchandra Ramavat
Judge	Sarita Aggarwal

SN	Title	Speaker	Duration
1	Team LHMC Sight Squad - Mentor	Neha Chawla Guliani	
2	Team LHMC Sight Squad (Mentee # 1)	Afsana	3.5
3	Team LHMC Sight Squad (Mentee # 2)	Harshita Garg	3.5
4	Team Visionaries - Mentore	Manisha Rathi	
5	Team Visionaries - (Mentee # 1)	Vaishali	3.5
6	Team Visionaries (Mentee # 2)	Mansi Rana	3.5
7	EyeQ Educators - Mentor	Pushpalata Rathore nee Chaturvedi	
8	EyeQ Educators - (Mentee # 1)	Nakshatra Rasal	3.5
9	EyeQ Educators - (Mentee # 2)	Alankrita	3.5
10	Team Optic Oracles - Mentor	Sarita Aggarwal	
11	Team Optic Oracles (Mentee # 1)	Vanshika Sharma	3.5
12	Team Optic Oracles (Mentee # 2)	Ashwani Sharma	3.5
13	Team Spectra - Mentor	Nazia Anjum	
14	Team Spectra (Mentee # 1)	Vaishnavi Gaur	3.5
15	Team Spectra (Mentee # 2)	Pranav Rishi Aggarwal	3.5
16	Team Sight Savers - Mentor	Somesh C. Lal Ranjan	
17	Team Sight Savers (Mentee # 1)	Nandita Agrawal	3.5
18	Team Sight Savers (Mentee # 2)	Lav	3.5
19	Team Sensei 6/6 - Mentor	Hemalatha B.C.	
20	Team Sensei 6/6 (Mentee # 1)	Amulya Das	3.5
21	Team Sensei 6/6 (Mentee # 2)	Shivapriya	3.5
22	Team LHMC - Mentor	Piyush Kumar Rameshchandra Ramavat	
23	Team LHMC (Mentee # 1)	Anjali Sharma	3.5
24	Team LHMC (Mentee # 2)	Sweta Modi	3.5
25	Team HIMSR - Mentor	Alisha Rizvi	
26	Team HIMSR (Mentee # 1)	Aakanksha Shukla	3.5
27	Team HIMSR (Mentee # 2)	Ksheerja Pandey	3.5



FREE PAPER - CATARACT & REFRACTIVE SURGERY II & FINALE

25-04-2026
08:45 AM - 10:00 AM
Hall - MR 14 - L1

Judge	Alkesh Chaudhary
Judge	Priye Suman Rastogi
Judge	Pushkar Dhir
Judge	Rajendra Prasad

SN	Title	Speaker	Duration
1	A study to compare pupillary dilation, visual outcomes and adverse effects with intracameral fixed combination of tropicamide 0.02%/lidocaine 1%/phenylephrine 0.1% vs pre-operative tropicamide+phenylephrine eye drops	Arpita	4
2	Comparative Evaluation of Functional Vision Using Defocus Curves in Five Advanced Monofocal Intraocular Lenses	Ayushi Bansal	4
3	Randomised Controlled Trial to Compare Bromfenac and Difluprednate in Preventing Macular and Choroidal Changes in Cataract Surgery	Aanvi Alakshya	4
4	Influence of Social Media on Patient Expectations and Satisfaction After Cataract Surgery: Monofocal vs Premium IOLs.	Himani Agrawal	4
5	Evaluation of predictive accuracy of five intra-ocular lens power calculation formulas in cataractous eyes with short axial length	Anjali Tyagi	4
6	Randomised study comparing visual outcome and rotational stability of tecnis toric and acrysof iq toric iol at a tertiary care teaching centre.	Paras Verma	4
7	Association of Aqueous Humour and Crystalline Lens Vitamin-C Levels with Severity of Age-Related Cataract	Navdeep Kaur	4
8	Comparative analysis of sickle chop versus traditional direct chop.	Gaurav Kapoor	4
9	“Topical Anaesthesia in Phaco: One Eye or Both?”	Sanjana	4
10	Assessment of effect of topical anesthetic eye drops for the management of postoperative pain and corneal epithelial healing following Transepithelial PRK	Tanya Yadav	4



WHEN THE GOING GETS TOUGH

25-04-2026
10:00 AM- 11:30 AM
Hall - Audi 1 - L2

Moderator	Harshul Tak
Judge	Bhavna Chawla

SN	Title	Speaker	Duration
1	Iris claw Explanation for UGH Syndrome Patient	Shireen Ahmad	4
2	Nystagmus Surgery	Sandeep Anand	4
3	A Tale of BOKEN 3 PIECE IOL	Ashutosh Kumar Gupta	4
4	Tackling the TRIAD: Iridofundal Coloboma, Non dilating Pupil and Hard brown Cataract	Ashutosh Kumar Gupta	4
5	Patient presented with progressive visual deterioration 10 years after uneventful phacoemulsification with in-the-bag IOL implantation	Nishtha Khurana Singh	4
6	From Complication to Correction: Iris Claw Enclavation managed by Single Pass Four Throw Pupilloplasty	Asheesh Bajaj	4
7	Additive Stromal Keratoplasty with CXL for Management of Advanced Keratoconus in Children	Mohd Afzal	4
8	Trabeculectomy: Surgical Steps	Mohd Afzal	4
9	MMG- for Severe Dry eyes	Mohd Afzal	4
10	Role of MSICS in Rocky Hard cataracts associated with comorbidities like iris Coloboma, pre-existing Zonular Weakness, Corneal Opacity etc.	Akshaydeep Jain	4



INSTRUCTION COURSE - PHAKIC IOL - IMPROVISING OUTCOMES

25-04-2026
10:00 AM - 11:15 AM
Hall - MR 6 - L1

Chairperson Sonu Goel

SN	Title	Speaker	Duration
1	The perfect Patient	Pooja Khamar	10
2	Sizing For Success- The Vault Equation	Sanjay Chaudhary	10
3	Surgical Pearls For safe and predictable outcomes	Soma Sheila Murthy	10
4	Phakic Iols- Outliers and Complications- Anticipate, Prevent, Manage	Sonu Goel	10
5	Long Term Safety and Follow Up Protocol	Partha Biswas	10
6	Discussion		10



GLAUCOMA MAHABHARAT - DEBATE

25-04-2026
10:00 AM - 11:15 AM
Hall - MR 7 - L1

Moderator	Kirti Singh
Expert Panel	Harsh Kumar
Expert Panel	Jatinder Singh Bhalla
Expert Panel	Ramanjit Sihota
Expert Panel	Alka Pandey

SN	Title	Speaker	Duration
1	Controlled PACG with high LV : Phacoemulsification vs Phaco MIGS Phacoemulsification - Mainak Bhattacharyya Phaco MIGS - Julie Pegu	Mainak Bhattacharyya	5
2	Controlled PACG with high LV : Phaco MIGS vs Phacoemulsification Phaco MIGS - Julie Pegu Phacoemulsification - Mainak Bhattacharyya	Julie Pegu	5
3	POAG Management: Primary SLT vs Medical Management Primary SLT - Neha Midha Medical Management - Talvir Sidhu	Neha Midha	5
4	POAG Management: Medical Management vs Primary SLT Medical Management - Talvir Sidhu Primary SLT - Neha Midha	Talvir Sidhu	5
5	GATT 180-degree vs 360-degrees: Do Degrees Matter For - Arshi Singh Against - Shikha Gupta	Arshi Singh	5
6	GATT 180-degree vs 360-degrees: Do Degrees Matter Against - Shikha Gupta For - Arshi Singh	Shikha Gupta	5
7	Failed Trabeculectomy: Repeat Trab vs Tube Shunt Repeat Trab - Manav Deep Singh Tube Shunt - Dewang Angmo	Manav Deep Singh	5
8	Failed Trabeculectomy: Tube Shunt vs Repeat Trab Tube Shunt - Dewang Angmo Repeat Trab - Manav Deep Singh	Dewang Angmo	5
9	Disc Speaks: Slit Lamp Biomicroscopy Superior to OCT Imaging For - Gazella Bruce Warjri Against - Sumit Sachdeva	Gazella Bruce Warjri	5
10	Disc Speaks: Slit Lamp Biomicroscopy Superior to OCT Imaging Against - Sumit Sachdeva For - Gazella Bruce Warjri	Sumit Sachdeva	5
11	OCT-A: Clinically Useful vs Just a Research Tool Clinically Useful - Reena Choudhary Just a Research Tool - Deven Tuli	Reena Manchanda Nee Choudhary	5
12	OCT-A: Just a Research Tool vs Clinically Useful Just a Research Tool - Deven Tuli Clinically Useful - Reena Choudhary	Deven Tuli	5



INSTRUCTION COURSE - OCT IN GLAUCOMA: INTERPRETATION ACROSS PLATFORMS

25-04-2026
10:00 AM - 11:15 AM
Hall - MR 8 - L1

Chairperson Sagarika Patyal

SN	Title	Speaker	Duration
1	Interpretation of Topcon Triton	Medha Prabhudesai	10
2	Present day status and importance of OCT,Relation between ONH and OCT	Madhu Bhadauria	15
3	Interpretation of Cirrus OCT	Vidya Chelerkar	10
4	Interpretation of Spectralis OCT	Pooja Bhomaj	10
5	Interpretation of NIDEK OCT	Sagarika Patyal	10
6	Discussion		15



TRABECULECTOMY: THE GOLD STANDARD?

25-04-2026
10:00 AM - 11:15 AM
Hall - MR 9 - L1

Chairperson	Manish Shah
Co-Chairperson	Munish Dhawan
Convenor	Mayav Movdawalla
Co-Convenor	Abhishek Chandra
Moderator	M. Shiraz Ali

SN	Title	Speaker	Duration
1	Trabeculectomy in 2025: Still Relevant??	Piyush Kumar R. Ramavat	7
2	Patient Selection: Who Truly Benefits from Trabeculectomy	Snober Yousuf	7
3	Surgical Steps That Decide Success	Sumit Sachdeva	7
4	Post-operative Management: The Forgotten Half of Surgery	Swati Singh	7
5	Early & Late Complications: Prevention & Management	Prachi Shukla	7
6	Trabeculectomy vs Tube Surgery: How to Choose	Hiruni Kaushalya Wijesinghe	7
7	Long-Term Outcomes: When to Revise, Repeat or Abandon	Talvir Sidhu	7



MASTERING OPHTHALMOPLASTY SURGERY

25-04-2026
10:00 AM - 11:15 AM
Hall - MR 10 - L1

Chairperson	Gopal Krushna Das
Convenor	Jyoti Batra
Co-Convenor	Nupur Goel
Moderator	Saurbhi Khurana

SN	Title	Speaker	Duration
1	Principles of Ophthalmoplasty Surgery: Anatomy & Planning	Rachna Agarwal	7
2	Upper Eyelid Blepharoplasty: Customize Planning and Minimize Asymmetry	Urmil Chawla	7
3	Anophthalmic Socket: Management & Rehabilitation	Puneet Jain	7
4	Botulinum Toxin & Fillers Around the Eye: Safe Practice	Mridula Mehta	7
5	Cutler Beard Procedure - Tips and Tricks	V.P. Gupta	7
6	Corneal Neurotization: Nuances from our Experience of 10 years	Harshavardhan G. Ghorpade	7



INTERESTING CASES - MISCELLANEOUS

25-04-2026
10:00 AM - 11:15 AM
Hall - MR 12 - L1

Judge	Pankaj Varshney
Judge	Deepa Sharma
Judge	Sangeeta Abrol
Judge	Bithi Choudhary
Judge	Anil Tanwar

SN	Title	Speaker	Duration
1	When Refractive Success Meets Rising Pressure : A Case of Post-ICL Glaucoma	Aditya Sharma	4
2	A Rare Case of Persistent Pupillary Membrane	Navneet Dhingra	4
3	iOCT Guided DALK in Posterior Keratoconus	Himanshu Khandelwal	4
4	Crouzon Syndrome with Advanced Glaucoma	Sanchita Handa	4



INSTRUCTION COURSE - PHACOEMULSIFICATION IN CHALLENGING EYES: BEYOND ROUTINE CATARACT SURGERY

25-04-2026
10:00 AM - 11:15 AM
Hall - MR 18 - L1

Chairperson Neeraj Khunger

SN	Title	Speaker	Duration
1	Keynote: Posterior Polars Revisited	Partha Biswas	10
2	Introduction to IC, Phacoemulsification In Vitrectomized Eyes	Neeraj Khunger	12
3	Phacoemulsification In High Myopic Eyes	Sorabh Bhargava	12
4	Phacoemulsification In High Hypermetropic Eyes	Tanveer Alam Khan	12
5	Phacoemulsification In Nanophthalmic Eyes	Prakhyat Roop	12
6	Discussion		10



LOOKING INTO THE CRYSTAL BALL - ADVANCES AND FUTURE OF RETINA

25-04-2026
10:00 AM - 11:15 AM
Hall - MR 19 - L1

Moderator	Gagan Bhatia
Panelist	Tinku Bali
Panelist	Rohan Chawla
Panelist	Manoj Khatri
Panelist	Rajeev Jain
Panelist	Amit Khosla
Panelist	Neha Goel

SN	Title	Speaker	Duration
1	Gene Therapy for Retinal Dystrophies	Vinod Kumar	10
2	OCT Angiography and Advances in Imaging	Shorya Vardhan Azad	10
3	Newer Agents on Horizon - Emerging Intravitreal Therapies	Neha Mohan	10
4	Artificial Intelligence in Retina	Abhishek Kothari	10
5	Reimagining Progressive Outer Retinal Necrosis- Imaging based insights	Akshita Agarwal	10



OPHTHALMOLOGY PRIVATE PRACTICE 2

25-04-2026
10:00 AM - 11:15 AM
Hall - MR 15 - L1

Chairperson	Ravindranath Hm
Co-Chairperson	Piyush Kapur
Convenor	Manik Mittal
Co-Convenor	Ruchir Tewari
Moderator	Rakesh Gupta

SN	Title	Speaker	Duration
1	Maintaining Good OT Sterilization and Quality in a Small Setup	Krishna Kumar Agrawal	7
2	Common Challenges in Private Ophthalmic Practice Today	Manu Bansal	7
3	Clinical Guidelines: How Much Is Enough?	Jatinder Bali	7
4	Handling Complications & Unhappy Patients	Jayashree Baruah	7
5	From Complication to Control: Managing the Unexpected in Cataract Practice	Nikhil Gandhi	7



AMBLYOPIA: FROM BASICS TO ADVANCED MANAGEMENT

25-04-2026
10:00 AM - 11:15 AM
Hall - MR 16 - L1

Chairperson	Reena Sethi
Co-Chairperson	Vivek Warkad
Co-Chairperson	Kumudini Sharma
Convenor	Varshini Shanker
Co-Convenor	Anita Ambasta
Moderator	Gunjan Saluja
Expert Panel	Kalpit P. Shah

SN	Title	Speaker	Duration
1	Understanding Amblyopia: Types, Pathophysiology & Critical Period	Abhishek	10
2	Newer & Adjunctive Therapies	Esha	10
3	Low Level Red Light Therapy for Treatment of Amblyopia	Ankit Agrawal	10
4	Phakic IOL in Adult Amblyopia: Our Experience	John Sarkar	10
5	Amblyopia Software tools for Amblyopia	Soveeta Souravee	10



INSTRUCTION COURSE - FROM MEASUREMENT TO MASTERY: THE PREMIUM IOL REVOLUTION

25-04-2026
10:00 AM - 11:15 AM
Hall - MR 17 - L1

Chairperson Rishi Raj Singh

SN	Title	Speaker	Duration
1	Preoperative Evaluation & Biometry: Foundation of Good Outcomes	Rohit Gupta	7
2	Monofocal vs Aspheric IOLs: Visual Quality and Expectations	Gaurav Gupta	7
3	Astigmatism Management: Toric IOLs and Beyond	Rishiraj Singh	7
4	Multifocal & EDOF IOLs: Patient Selection and Pitfalls	Jitender Jinagal	7
5	IOL Choice in Special Situations: Post-LASIK, Macular Disease & Small Pupil/Difficult conditions	Sushil Ojha	7
6	Postoperative Visual Complaints: Dysphotopsia, Residual Error & PCO	Vikas Gupta	7
7	Enhancement or Different Strategies: Secondary IOL, IOL Exchange, Piggyback IOLs & Refractive Touch-ups	Pushkar Dhir	7
8	Beyond the Lens: Optimizing Cataract Surgery Outcomes Through Intelligent IOL Selection	Rishiraj Singh	8
9	Discussion		2



TEACHERS OF TOMORROW - II

25-04-2026
10:00 AM - 11:15 AM
Hall - MR 13 - L1

Judge	Taru Dewan
Judge	R. C. Gupta

SN	Title	Speaker	Duration
1	Team Vision Walkers HIMSR - Mentor	Sadaf Huda	
2	Team Vision Walkers HIMSR (Mentee # 1)	Naushin Ahmad	3.5
3	Team Vision Walkers HIMSR (Mentee # 2)	Shariq A. Noorudeen	3.5
4	Team Aqueous Angels - Mentor	Prakriti Chaurasia	
5	Team Aqueous Angels (Mentee # 1)	Bhumika madan	3.5
6	Team Aqueous Angels (Mentee # 2)	Gauravi Jhirwal	3.5
7	Team EyeSpy - Mentor	Arshi Singh	
8	Team EyeSpy (Mentee # 1)	Surbhi Bhardwaj	3.5
9	Team EyeSpy (Mentee # 2)	Nitin Gaba	3.5
10	Team Kashmir Ophthalmologists - Mentor	Sajad Mohi Ud Din	
11	Team Kashmir Ophthalmologists (Mentee # 1)	Mustafeez Zehra	3.5
12	Team Kashmir Ophthalmologists (Mentee # 2)	Sakit Qayoom	3.5
13	Team Dr. Gowhar Ahmad - Mentor	Jeevan Singh Tityal	
14	Team Dr. Gowhar Ahmad (Mentee # 1)	Rouf Ratter	3.5
15	Team Dr. Gowhar Ahmad (Mentee # 2)	Tasneem Gowhar	3.5
16	Team Eye Care Managers of North India - Mentor	Keerti Bhusan Pradhan	
17	Team Eye Care Managers of North India (Mentee # 1)	Tamanna Parbeja	3.5
18	Team Eye Care Managers of North India (Mentee # 2)	Nakul Yadav	3.5
19	Team Blink&Think - Mentor	Vishakha Gupta	
20	Team Blink&Think (Mentee # 1)	Sumedha	3.5
21	Team Blink&Think (Mentee # 2)	Mahek Kewalramani	3.5
22	Team The Safdarjung Sight Squad - Mentor	Anurag Narula	
23	Team The Safdarjung Sight Squad (Mentee # 1)	Kavita Choudhary	3.5
24	Team The Safdarjung Sight Squad (Mentee # 2)	Nupur Gupta	3.5



FREE PAPER - RETINA & UVEA III

25-04-2026
10:00 AM - 11:15 AM
Hall - MR 14 - L1

Moderator	Mayank Bansal
Judge	Anil Gangwe
Judge	Deepa Sharma
Judge	Rahul Bhatia

SN	Title	Speaker	Duration
1	Combined intravitreal dexamethasone implant and anti-vegf therapy for recalcitrant macular oedema	Nidhi Singh	4
2	Study of the clinical profile and risk factors in patients with central serous chorioretinopathy.	Seema Malik	4
3	Acute Painless Visual Loss After Febrile Illness as the Initial Manifestation of Vogt–Koyanagi–Harada Disease	Shristi Agarwal	4
4	OCT evaluation of the Macula following uncomplicated phacoemulsification cataract surgery in Diabetic Patients: A Prospective Case–Control Study	Bhumika Chachra	4
5	Does Baseline Sub Foveal Choroidal Thickness Predict Response To Intravitreal Aflibercept in Diabetic Macular Edema?	Akansha Patel	4
6	Outcomes of cataract surgery in patients of anterior uveitis.	Ekta Rai	4
7	A Prospective Comparative Study of Efficacy and Safety of Intravitreal Ranibizumab versus Triamcinolone Acetonide in the Management of Diabetic Macular Edema	Totlani Rincal Sureshkumar	4
8	Clinical Outcomes and Recovery Patterns in Laser-Induced Retinopathy: A Case Series Analysis	Jasmeet Kaur	4
9	To Demonstrate the Adjunctive role of intravitreal Anti-VEGF injections, in rapid resolution of Intraocular Tubercular Granulomas	Indranil Saha	4
10	“Clinical Experience With Faricimab in Patients With nAMD: A Case Series”	Rohini Priya	4
11	Influence of serum lipids in clinically significant macular edema in type-2 Diabetic Retinopathy	Nandita Agrawal	4



OPL

25-04-2026
11:30 AM- 1:00 PM
Hall - Audi 1 - L2

Umpire	J.K.S. Parihar
Umpire	Tinku Bali
Umpire	Shakeen Singh
Umpire	S. Bharti
Umpire	Rishi Mohan
Umpire	Lalit Verma
Umpire	Sanjay Kumar Mishra
Umpire	Vinod Arora
Umpire	Rajendra Prasad
Anchor	Mahipal S. Sachdev

SN	Title	Speaker
1	Chennai Capsules - C	Mohan Rajan
2	Chennai Capsules	Kirti Singh
3	Chennai Capsules	Tushar Grover
4	Chennai Capsules	M. Vanathi
5	Delhi Divide & Conquer - C	Namrata Sharma
6	Delhi Divide & Conquer	Gaurav Luthra
7	Delhi Divide & Conquer	M. Nivean
8	Delhi Divide & Conquer	Rushad Shroff
9	Mumbai Multifocals - C	Rajesh Sinha
10	Mumbai Multifocals	Sunil Ganekal
11	Mumbai Multifocals	Prafulla Kumar Maharana
12	Mumbai Multifocals	Pranita Sahay
13	Kolkata Knightriders - C	Partha Biswas
14	Kolkata Knightriders	Chitra Ramamurthy
15	Kolkata Knightriders	Harshul Tak
16	Kolkata Knightriders	Gaganjeet Singh Gujral



PHACOEMULSIFICATION IN CHALLENGING CASES

25-04-2026
11:15 AM - 12:30 PM
Hall - MR 6 - L1

Chairperson	Hazem Yassin
Chairperson	D Ramamurthy
Co-Chairperson	Sheikh Sajjad Ahmed
Co-Convenor	Sunandini Bose
Moderator	Twinkle Shah

SN	Title	Speaker	Duration
1	What Makes a Cataract "Challenging"? Pre-op Risk Stratification	Bhavani Raina	7
2	Rock-Hard & Brunescant Cataracts: Energy-Saving Strategies	Vivek Motewar	7
3	White & Intumescent Cataracts: Safe Capsulorhexis Techniques	Nikhil Seth	7
4	Shallow AC & Small Eye: How to Avoid Disaster	Nagendra Prasad	7
5	Weak Zonules & Pseudoexfoliation: Intra-op Decisions	Achyut Pandey	7
6	Posterior Polar Cataract: To Hydro or Not?	Tejas Shah	7
7	When to Convert: Knowing the Safe Exit Strategy	Nivean M	7
8	Optical Innovation Powered by COPE Technology for Complete Range of Vision: Clinical Outcomes with Aurolab Magnus IOL	Neeraj Manchanda	7



WOMEN OPHTHALMOLOGISTS SOCIETY (WOS)

25-04-2026
11:15 AM - 12:30 PM
Hall - MR 7 - L1

Chairperson	Mohita Sharma
Chairperson	Madhu Bhadauria
Chairperson	Sangeeta Abrol
Chairperson	Sandhya Makhija
Chairperson	Suneeta Dubey
Chairperson	Aditi Sood Nee Dusaj
Chairperson	Neha Goel
Moderator	Richa Gupta
Moderator	Anu Malik
Moderator	Pranita Sahay
Moderator	Prachi Grover

SN	Title	Speaker	Duration
1	Wos Today & Women In Leadership	Mohita Sharma	8
2	Project Archana/Medicolegal Advisory	Anjali Saighal Nee Mehta	8
3	Atropine vs Optical Methods for Myopia Control: Which Is Superior? Atropine - Anita Ganger Optical Methods - Priyanka Prasad	Anita Ganger	3
4	Atropine vs Optical Methods for Myopia Control: Which Is Superior? Optical Methods - Priyanka Prasad Atropine - Anita Ganger	Priyanka Prasad	3
5	Treat-and-Extend VS PRN in Real-World Practice Treat-and-Extend - Swati Verma PRN in Real-World Practice - Neha Chawla	Swati Verma	3
6	Treat-and-Extend VS PRN in Real-World Practice PRN in Real-World Practice - Neha Chawla Treat-and-Extend - Swati Verma	Neha Chawla	3
7	MIGS as First-Line Surgery vs Trabeculectomy Remains the Gold Standard MIGS - Dewang Angmo Trabeculectomy - Neha Midha	Dewang Angmo	3
8	MIGS as First-Line Surgery vs Trabeculectomy Remains the Gold Standard Trabeculectomy - Neha Midha MIGS - Dewang Angmo	Neha Midha	3
9	SMILE Replacing LASIK vs LASIK is Still Superior in Experienced Hands SMILE - Jaya Gupta LASIK - Neha Sandhu	Jaya Gupta	3
10	SMILE Replacing LASIK vs LASIK is Still Superior in Experienced Hands LASIK - Neha Sandhu SMILE - Jaya Gupta	Neha Sandhu	3
11	AI in Ophthalmology: Assistant or Threat? Human Expertise Vs Machine Learning in Diagnostics Human Expertise - Panchmi Gupta Machine Learning - Nikita Gupta	Panchmi Gupta	3
12	AI in Ophthalmology: Assistant or Threat? Human Expertise Vs Machine Learning in Diagnostics Machine	Nikita Gupta	3



	Learning - Nikita Gupta Human Expertise - Panchami Gupta		
13	Burnout, Balance, and the Ophthalmologist's Mind	Prakriti Chourasia	3
14	The Complication That Taught Me the Most	Aarti Nangia	3
15	Beyond 6/6: Redefining Success in Ophthalmology	Neera Agrawal	3
16	From Resident to Consultant: The Identity Shift No One Prepares You For	Pragya Ahuja	3



INSTRUCTION COURSE - KLEX- REDEFINING REFRACTIVE PROCEDURES

25-04-2026
11:15 AM - 12:30 PM
Hall - MR 8 - L1

Chairperson Purnima Dhand

SN	Title	Speaker	Duration
1	Refractive Planning In KLEX	Purnima Dhand	8
2	Centration, Calculation and Control- Getting Precision Right	Sheetal Brar	8
3	Surgical Sequencing and Technical Nuances	Gaurav Luthra	8
4	Intra-op Complications- Predict, Prevent, Manage	Sonu Goel	8
5	Enhancement After KLEx	Sartaj Grewal	8
6	Hyperopic KLEx	Supriya Sriganesh	8
7	KLEX- Redefining Refractive Procedures	Purnima Dhand	7
8	Discussion		10



MIGS: MASTERING THE TECHNIQUE

25-04-2026
11:15 AM - 12:30 PM
Hall - MR 9 - L1

Chairperson	Ramanjit Sihota
Co-Chairperson	Sagarika Patyal
Co-Convenor	Nidhi Tomar
Moderator	Shikha Gupta

SN	Title	Speaker	Duration
1	Understanding MIGS: Concept, Classification & Indications	Rishi Sethi	7
2	Patient Selection for MIGS: Who Is Ideal & Who Is Not?	Himanshi Yadav	7
3	Trabecular MIGS: Step-by-Step Surgical Pearls	Dewang Angmo	7
4	Newer MIGS in Pipeline	Devendra Maheshwari	7
5	Focal Point in Glaucoma Management	Harpreet Singh	7+3
6	Decoding Goniotomy in MIGS: BANG, KDB, MHG & GATT Explained	Amit Porwal	7



A NEURO-OPHTHALMOLOGY CASE

25-04-2026
11:15 AM - 12:30 PM
Hall - MR 10 - L1

Co-Chairperson	Rashmin Gandhi
Convenor	Ankur Sinha
Co-Convenor	Munish Dhawan
Moderator	Swati Phuljhele

SN	Title	Speaker	Duration
1	Approach to a Neuro-Ophthalmology Patient: Where to Start	Pradeep Agarwal	7
2	Optic Disc Edema vs Optic Atrophy: Clinical Differentiation	Harsh Vardhan Singh	7
3	Ocular Motility Disorders: Localizing the Lesion Clinically	Sonali Gupta	7
4	When & What to Investigate: Imaging & Laboratory Tests	Jayanta Kumar Das	7
5	Red Flags You Must Never Miss in Neuro-Ophthalmology	Bithi Chowdhury	7
6	Occult GCA	Kumudini Sharma	7
7	Paediatric Optic Neuritis	Anita Ambasta	7
8	Disc Edema: Various Scenarios	Anuradha Raj	7



INSTRUCTION COURSE - DRY EYE DISEASE: FROM DIAGNOSIS TO DEVICES – PRACTICAL STRATEGIES FOR BETTER SURGICAL OUTCOMES

25-04-2026
11:15 AM - 12:30 PM
Hall - MR 12 - L1

Chairperson	R. C. Gupta
Chairperson	Sandeep Mithal
Chairperson	Virendra Kumar Malik
Expert Panel	Priyank Garg
Expert Panel	Sudhir Luthra
Expert Panel	Amol Bansal
Expert Panel	Siddharth Sharma
Expert Panel	Amit Garg
Expert Panel	Alka Gupta
Expert Panel	Charu Jain
Expert Panel	Kirti Jain
Expert Panel	Vibhore Kushwaha
Expert Panel	Prakhar Kumar
Expert Panel	Shishir Agrawal
Expert Panel	Shakeel Ahmad

SN	Title	Speaker	Duration
1	Drug-Induced Dry Eye Disease: An Underrecognized Iatrogenic Epidemic	Kopal Mithal	8
2	Immunomodulators in Dry Eye Disease: Targeting Inflammation at the Core	Jeenu Priya	8
3	Ocular Surface Optimization in Surgery - Managing Dry eyes in cataract and refractive surgery	Karan Bhatia	8
4	The IPL, Lipiflow and beyond showdown: which gadget actually works?	Priyanka Jain	8
5	Tear Retention Therapy: The Evolving Role of Punctal Plugs in Dry Eye Management	Swati Agarwal	8
6	Discussion		15



WHEN REFRACTIVE SURGERY GOES WRONG

25-04-2026
11:15 AM - 12:30 PM
Hall - MR 18 - L1

Chairperson	Jeewan Singh Titiyal
Co-Chairperson	Sujatha Mohan
Convenor	Manpreet Kaur
Moderator	Ritin Goyal
Expert Panel	Tushar Grover

SN	Title	Speaker	Duration
1	Phakic IOL - A Viable Option	Mohammed Sayee Timiri Saqhy	7
2	Microbial Keratitis after Corneal LASERS	Rishi Swarup	7
3	Corneal Ectasia After Refractive Surgery: Early Detection & Management	Sajjad Fazili	7
4	Intraoperative Flips and Chips in Phakic IOL	Manpreet Kaur	7
5	Managing Extremes of Vault	Rajesh Sinha	7
6	Phacoemulsification with Phakic IOL in Situ	Jeewan Singh Titiyal	7



PEDIATRIC EYE AND SYSTEMIC DISEASES - POSN SESSION

25-04-2026
11:15 AM - 12:30 PM
Hall - MR 19 - L1

Chairperson	Pravin Kumar
Chairperson	Suma Ganesh
Chairperson	Rohit Saxena

SN	Title	Speaker	Duration
1	Pediatric Optic Neuritis and Systemic Illness	Pravin Kumar	10
2	Optic Atrophy in Wolfram Syndrome	Vivek Warkad	7
3	When Neurology Stabilizes but Diplopia Persists: Role of Strabismus Surgery	Priyanka Arora	7
4	Macular Necrotising Retinitis: An Atypical Herald of SSPE	Chintan Shah	7
5	Beyond the Obvious: Uncommon Causes of Pediatric Sixth Nerve Palsy	Soveeta Rath	7
6	Dual Sensory Loss in a Child: When Hearing and Vision Collide	Shailja Tiberwal	7
7	The Enigma of Ptosis in a Child	Nilutparna Deori	7



DOCTOR SAFETY

25-04-2026
11:15 AM - 12:30 PM
Hall - MR 15 - L1

Chairperson	Pankaj Varshney
Co-Chairperson	Anil Tanwar
Convenor	Inder M. Rustagi
Co-Convenor	Narendra Singh Verma
Moderator	Anurag Narula
Expert Panel	Bharat Mehta
Expert Panel	Khaja Muqsith

SN	Title	Speaker	Duration
1	Occupational Hazards in Ophthalmology Practice	Ankit Gupta	7
2	Bio-medical Waste, Sterilization & Safety Protocols	Jatinder Bali	7
3	Violence Against Doctors: Prevention & Preparedness	Shubha Bansal	7
4	Professional Indemnity Insurance: What to Choose & Why	Rajesh S Joshi	7
5	Health, Disability & Life Insurance for Doctors	Narinder Taneja Bhiwani	7
6	Mental Health, Burnout & Work-Life Balance	Lakshmi Kuniyal	7



OCULAR ONCOLOGY: LATEST TRENDS

25-04-2026
11:15 AM - 12:30 PM
Hall - MR 16 - L1

Chairperson	Bhavna Chawla
Co-Chairperson	Sima Das
Convenor	Hardeep Singh
Co-Convenor	Maneesh Kumar
Moderator	Sumit Grover

SN	Title	Speaker	Duration
1	Approach to an Ocular Tumor: What Every Ophthalmologist Must Know	Kunal Sikund	7
2	Retinoblastoma: Current Protocol & Outcome	Bhavna Chawla	7
3	Uveal Melanoma: Diagnosis, Risk Stratification & Management	Sumit Grover	7
4	Ocular Surface Neoplasia: Medical vs Surgical Management	Jayashree Dora	7
5	Role of Imaging, Genetics & Targeted Therapy in Ocular Oncology	Puneet Jain	7
6	Histopathology & Immunohistochemistry: What the Clinician Should Understand	Seema Kashyap	7



INSTRUCTION COURSE - DIABETIC RETINOPATHY KEY CONCEPTS: A STEPWISE APPROACH: BASICS TO 2026

25-04-2026
11:15 AM - 12:30 PM
Hall - MR 17 - L1

Chairperson Ajay Aurora

SN	Title	Speaker	Duration
1	Introduction, Epidemiology, Pathophysiology, Judicious Imaging & Algorithmic Management Planning	Ajay Aurora	7
2	Judicious use of antiVEGF in DR	Dinesh Talwar	7
3	DME : Clinical Presentation, Role of Steroids and other management options: timing & Technique	Daraius Shroff	7
4	Current Role of Laser in DR in Antivegf Era and Newer Lasers (Micropulse and Navilas)	Bhuvan Chanana	7
5	Vitreoretinal Surgery in PDR: Timing, Step-Wise Technique and tips and tricks for safe Surgery	Lalit Verma	7
6	Cataract Surgery in Dr: Timing, Technique & Choice of IOL & Collaboration with VR Colleague	Ritu Aurora	7
7	AI in Diabetic Retinopathy: Current Status and Future Prospects and newer DRCR.net Data	Shashank Rai Gupta	7
8	Diabetic retinopathy key concepts: a stepwise approach : basics to 2026	Ajay Aurora	0
9	Discussion		16



TEACHERS OF TOMORROW - III

25-04-2026
11:15 AM - 12:30 PM
Hall - MR 13 - L1

Judge	Puneeta Kumari Sodhi
Judge	L.C. Madharia
Judge	Jatinder Singh Bhalla
Judge	V.P. Gupta
Judge	Rajwinder Kaur
Judge	Arun Sangal

SN	Title	Speaker	Duration
1	Team Knights of Sight - Mentor	Manisha Nada	
2	Team Knights of Sight (Mentee # 1)	Sakshi Negi	3.5
3	Team Knights of Sight (Mentee # 2)	Bhumish Rai	3.5
4	Team Vision Ninjas - Mentor	Shipra Singh	
5	Team Vision Ninjas (Mentee # 1)	Aparna Soman	3.5
6	Team Vision Ninjas (Mentee # 2)	Ashima Varshney	3.5
7	Team UCMS - Mentor	Nitika Beri	
8	Team UCMS (Mentee # 1)	Garima Jangra	3.5
9	Team UCMS (Mentee # 2)	Shaza Geelani	3.5
10	Team Optic Minds - Mentor	B. K. Gupta	
11	Team Optic Minds (Mentee # 1)	Chinam Aggarwal	3.5
12	Team Optic Minds (Mentee # 2)	Sukhnoor Kaur	3.5
13	Team Clear Cornea Crew - Mentor	Isha Chaudhari	
14	Team Clear Cornea Crew (Mentee # 1)	Dikshit Kapil	3.5
15	Team Clear Cornea Crew (Mentee # 2)	Kajal Singh	3.5
16	Team RML - Mentor	Deepa Sharma	
17	Team RML (Mentee # 1)	Twinkle Gupta	3.5
18	Team RML (Mentee # 2)	Mayank	3.5
19	Team The SJH Speculars - Mentor	Shilpa Singh	
20	Team The SJH Speculars (Mentee # 1)	Ammar Husain	3.5
21	Team The SJH Speculars (Mentee # 2)	Surendr Yadav	3.5
22	Team The Optic Minds - Mentor	Vijay Singh	
23	Team The Optic Minds (Mentee # 1)	Nipun Rathi	3.5
24	Team The Optic Minds (Mentee # 2)	Manan Bhardwaj	3.5
25	Team Elschmig Pearls - Mentor	Pranita Sahay	
26	Team Elschmig Pearls (Mentee # 1)	Hardik Gupta	3.5
27	Team Elschmig Pearls (Mentee # 2)	Chavi Harkanwat	3.5



FREE PAPER - GLAUCOMA II

25-04-2026
11:15 AM - 12:30 PM
Hall - MR 14 - L1

Moderator	Vineet Sehgal
Judge	Talvir Sidhu
Judge	Abhishek Chandra
Judge	J.C. Das
Judge	Mainak Bhattacharyya
Judge	Amit Porwal

SN	Title	Speaker	Duration
1	A comparison of water drinking test among normotensive and ocular hypertensive eyes with psuedoexfoliation	Rayees Ahmad Sofi	4
2	Outcomes of Cataract Surgery Alone Versus Combined Cataract Surgery with Trabeculectomy in Phacomorphic Glaucoma: A Retrospective Comparative Study of 1000 Eyes	Shruti Saxena	4
3	Peripapillary retinal nerve fiber layer thickness in pseudoexfoliation syndrome without glaucoma: A case-control study	Kriti Tiwari	4
4	Clinical profile of secondary glaucoma and its management in a tertiary eye care centre: A hospital-based prospective study	Roopambara Singh Rathore	4
5	Comparative evaluation of phacoemulsification with Kahook Dual Blade excisional goniotomy versus phacoemulsification with microincisional trabeculectomy in primary open-angle glaucoma	Muskaan Bansal	4
6	The Price of the Vault: A Case series of post-ICL Secondary Glaucoma	Adwitiya Biswas	4
7	Comparative study of noncontact screening methods for detection of narrow anterior chamber angle	Pradeep Kumar	4
8	correlation between cct and iop in patients diagnosed with glaucoma	Prachi	4
9	Study of Anterior Segment Parameters in Pseudoexfoliation using Anterior Segment Optical Coherence Tomography	Mallika Dewan	4
10	Optic Disc Cupping and RNFL Thickness in Glaucoma-Like Discs: A Comparative OCT Study	Priyanshi Jain	4

PAUL GLAUCOMA IMPLANT

25-04-2026
12:30 PM - 1:30 PM
Hall - MR 6 - L1

Moderator	Gazella Bruce Warjri
Expert Panel	Tanuj Dada
Expert Panel	Mainak Bhattacharyya
Expert Panel	Rakesh Gupta
Expert Panel	Hiruni Kaushalya Wijesinghe



PAUL[®] GLAUCOMA IMPLANT
Hands-On Workshop

Course Highlights

- Overview of long-term outcomes of the PAUL[®]
- Step-by-step surgical implantation technique
- Expert guided wet lab
- practical tips on surgical optimisation
- Post-operative management



Dr. Alessandro Rabiolo
*Associate Professor & Glaucoma Specialist
Universita Del Piemonte Orientale, Italy*

**25th April
Saturday**

11 - 12 PM - PAUL[®] Wetlab Session 1
12:30 PM - Scientific Talk "My Experience with the PAUL[®]:
From Patient Selection to 1-year Follow-up"
2 - 3 PM - PAUL[®] Wetlab Session 2



WHAT THE EXPERTS SAY

25-04-2026
12:30 PM - 1:30 PM
Hall - MR 7 - L1

Chairperson	Sandeep Mithal
Chairperson	Ajay Shanker Dave
Convenor	Harshavardhan G. Ghorpade
Co-Convenor	Anjali Sunil Khairnar
Moderator	Deepthi Meda

SN	Title	Speaker	Duration
1	SOUR Moments in SMILE	Partha Biswas	7
2	Cataract in Challenging Situations	Hazem Yassin	7
3	Evaluating the need for Change Evidence and Insights on Anti VEGF Therapies	Prachi Darshan Jhala	7
4	Management of Acute Corneal Hydrops Using Compression Sutures & Intracameral SF6 Injection	Sheikh Sajjad Ahmed	7
5	Accidental PCR	Krishna Prasad Kudlu	7
6	Experience with Rhexa	Mohita Sharma	7
7	ATT Induced Optic Neuropathy even after Completion of Treatment	Tirthajit Maitra	7



STRABISMUS SESSION

25-04-2026
12:30 PM - 1:30 PM
Hall - MR 8 - L1

Chairperson	Rohit Saxena
Expert Panel	Pradeep Sharma
Expert Panel	Swati Phuljhele
Expert Panel	Suma Ganesh
Expert Panel	Amrita Kapoor

SN	Title	Speaker	Duration
1	Amblyopia therapy- What's new?	Priyanka Yadav	7
2	Management of III Nerve Palsy	Ankur Sinha	7
3	Management of Large-Angle Strabismus	Mayank Jain	7
4	Duane Syndrome	Rohit Saxena	7
5	Decision Making in Resurgery	Swati Phuljhele	7
6	Nystagmus Management	Pradeep Sharma	7



RETINAL DETACHMENT

25-04-2026
12:30 PM - 1:30 PM
Hall - MR 9 - L1

Co-Chairperson	Sanjeev Gupta
Convenor	Chaitra Jayadev
Co-Convenor	Deepankur Mahajan
Moderator	Ruchir Tewari
Expert Panel	Karthikeya R.

SN	Title	Speaker	Duration
1	Double Trouble : Management of Combined Retinal Detachments	Tinku Bali	7
2	Understanding RD Types & Pathophysiology	Aashraya Karpe	7
3	Pneumatic Retinopexy: Indications & Limitations	Pushkar Dhir	7
4	Scleral Buckling: When Is It Still the Best Choice?	Apoorv Grover	7
5	Complex RD: PVR, Giant Tears & Trauma	Ashutosh Kumar	7
6	Pearls for PVR Management	Sunil Ganekal	7
7	Choosing the Right Procedure: A Practical Algorithm	Gaganjeet Singh Gujral	7

GLAUCOMA IMAGE SPEAK: PICTURE THAT LAUNCHED THOUSAND THOUGHTS

25-04-2026
12:30 PM - 01:30 PM
Hall - MR 10 - L1

Moderator	Julie Pegu
Moderator	Kirti Singh
Expert Panel	Suneeta Dubey
Expert Panel	Sagarika Patyal
Expert Panel	Ramanjit Sihota

SN	Title	Speaker	Duration
1	The Paradoxical Reticular Edema in Post Keratoplasty Patient on Ripasudil	Swati Singh	3
2	Jheel si Gehri (Deep) Aankhe	Vikas Sharma	3
3	Axenfeld Reiger Syndrome	Sanchita Handa	3
4	Latanoprost and its Side Effects. What Goes on in the Inside; Shows on the Outside - Bob Proctor	Anjali Sharma	3
5	Silicone Oil Afterparty: When the Guests Stay, and the Eye Pays: - Post VR Surgery Glaucoma	Virendra Kumar Bagraniya	3
6	Angle Recession Glaucoma	Manpreet Kaur	3
7	Changing Disc Appearance	Alka Gupta	3
8	When Numbers Don't Add Up: Beyond IOP, Splinter Haemorrhage will tell the Story	Jyoti Yadav	3
9	End-Stage Glaucoma with Optic Disc Vascular Loop	Ehatesham Ulahk	3
10	When White Turns Red: Phacolytic Glaucoma	Sejal Singla	3
11	Surviving the Storm	Mainak Bhattacharya	3
12	Laser Over Knife - Nd:YAG Resolution of Iris Epithelial Ingrowth Cyst	Adwitiya Biswas	3
13	Secondary ACG Due to ICE Syndrome	Malvika Tak	3
14	Save the Vision by a Visionary Approach	Vibha Singh	3
15	The 'Oily' Bleb	Nishtha Singh	3
16	Cogan-Reese Syndrome: The Nodular Face of the ICE Spectrum	Kalaimani S	3
17	Pseudoexfoliation Syndrome	Sweta Modi	3
18	PCIOL in Anterior Chamber Leading to Secondary Glaucoma	Ikshita Chandel	3
19	Hydrus: Redefining Outflow, Managing Pressure	Niyatee Uniyal	3
20	Tilted Myopic Discs: Glaucoma Mimicker or True Disease	Barkha Chaudhary	3
21	Axenfeld Rieger Spectrum with Refractory Glaucoma: Where Subtle Angle Anomalies Culminate in Irreversible Optic Nerve Damage if Missed Early	Sanchita Handa	3
22	Where a Lubricant Changed the Fate of Glaucoma	Divya Datta	3
23	DECODING RNFL THINNING- GLAUCOMA OR MYOPIA?	Archie Gupta	3



INSTRUCTION COURSE - MASTERING PHAKIC IOLS: SELECTION, TECHNIQUES AND CHALLENGING CASES

25-04-2026
12:30 PM - 1:30 PM
Hall - MR 12 - L1


Chairperson Gaurav Gupta

SN	Title	Speaker	Duration
1	Preoperative Workup for Phakic IOLs	Rishiraj Singh	8
2	IPCL	Gaurav Gupta	8
3	RIL	Ankit Agarwal	8
4	ICL	Rohit Gupta	8
5	Complications of Phakic IOLs	Sunandini Bose	8
6	Phakic IOLs in Challenging Cases	Jitender Jinagal	8
7	Phakic IOLs- conclusion	Gaurav Gupta	2
8	Discussion		15

DOS TAK: RAPID EYE QUIZ

25-04-2026
12:30 PM - 01:30 PM
Hall - MR 18 - L1

Chairperson	Jatinder Singh Bhalla
Quiz Master	Richa Gupta
Quiz Master	Anu Malik
Quiz Master	Ankur Singh



DOS TAK: Rapid Eye Quiz
Sharpen your mind. Test your knowledge

Hall: MR 18
Date: 25-04-2026
Time: 12:30 - 01:30 PM

WHO CAN PARTICIPATE?
Anyone Who Can Think Fast , Diagnose Faster!!

PRIZES & REWARDS
Prizes 25k Amazon voucher; 15 k and 10k and many more



INDUSTRY TALK - BVI SESSION

25-04-2026
12:30 PM - 1:30 PM
Hall - MR 19 - L1

Chairperson	Mohita Sharma
Chairperson	Rajesh Sinha
Moderator	Arti Nangia
Expert Panel	Mahip Bansal
Expert Panel	JS Chilana
Expert Panel	Sumit Sacheva
Expert Panel	Ankush Mutreja
Expert Panel	Amit Arora

SN	Title	Speaker	Duration
1	Precision, Stability & Outcomes with 4 haptic Toric IOL	Rajendra Prasad	8
2	Achieving True Full Range of Vision After Cataract Surgery	Mahip Bansal	8
3	Clinical Outcomes and Patient Satisfaction with full range of vision	Rakesh Gupta	8
4	Increased Range of Focus IOLs: Bridging the Gap Between Monofocal and Trifocal	Gaurav Luthra	8
5	Minimizing Visual Disturbances with Increased Range of Focus	Sumit Sachdeva	8
6	Dry eye beyond Aesthetic ophthalmology	Ajay Sharma	8
7	Rotational stability and it's impact on Toric IOL success	Amit Arora	8



INDUSTRY TALK - LAB MEDICA

25-04-2026
12:30 PM - 1:30 PM
Hall - MR 15 - L1

SN	Title	Speaker	Duration
1	Mediworks Anterior Segment Analyser Model Scansys UHR (Interpretation and Case Studies)	Zain Khatib	15
2	Mediworks Anterior Segment Analyser Model Scansys UHR (Interpretation and Case Studies)	Karan Bhatia	15



PHACO & INTRA OCULAR LENS MASTERS

25-04-2026
12:30 PM - 1:30 PM
Hall - MR 16 - L1

Chairperson	Vinod Kumar Arora
Convenor	A.K. Ghai
Moderator	Deepthi Meda

SN	Title	Speaker	Duration
1	Piggy Back IOLs : Indications & an Overview	D Ramamurthy	7
2	Managing Dysphotopsia & Post-op Dissatisfaction	Chitra Ramamurthy	7
3	Cataract Surgery in Patients with Corneal Traum	Sandeep Gupta	7
4	Phaco in Uveitic Cataract	L.C. Madharia	7
5	Driving Surgical Efficiency in Cataract and Vitreoretinal Surgery	Siddharth Sharma	7
6	Elevating Standard of Care in Monofocal Cataract Surgeries	Rajat Gupta	7
7	Experience with SLT Laser	Neha Midha	7



KERATITIS NOT RESPONDING TO STANDARD THERAPY

25-04-2026
12:30 PM - 1:30 PM
Hall - MR 17 - L1

Chairperson	Ritu Arora
Convenor	Ritu Nagpal
Moderator	John Sarkar
Expert Panel	Abhishek Dave

SN	Title	Speaker	Duration
1	Keynote: Polymicrobial Keratitis	Uma Sridhar	10
2	Why Keratitis Fails to Respond: Structured Evaluation Framework	Shraddha Gupta	7
3	Interventional Options: Intrastromal Injections, PACK-CXL & Others	Parmeshwar Kahalekar	7
4	Therapeutic Penetrating Keratoplasty	Jayashree Dora	7



TEACHERS OF TOMORROW - IV

25-04-2026
12:30 PM - 01:30 PM
Hall - MR 13 - L1

Chairperson	Arun Sangal
Judge	Rajender Singh Chauhan
Judge	Vandana Kohli

SN	Title	Speaker	Duration
-----------	--------------	----------------	-----------------



FREE PAPER - STRABISMUS & NEURO-OPHTHALMOLOGY I

25-04-2026
12:30 PM - 1:30 PM
Hall - MR 14 - L1

Moderator	Anita Ganger
Judge	Digvijay Singh
Judge	Vivek Warkad
Judge	Priyanka Arora
Judge	Sumit Monga
Judge	Gunjan Saluja

SN	Title	Speaker	Duration
1	Progressive visual impairment following cervical myositis in a 35-Years old female: A case-based analysis of inflammatory overlap syndromes.	Monika Gill	4
2	When two muscles are not enough: Botulinum Toxin-augmented surgery for Large-Angle Esotropia.	Harsha Saxena	4
3	A case series of unilateral anterior and nasal transposition of inferior oblique in inferior oblique overaction.	Chinmayee Melvanki	4
4	The Role of Faden Surgery of Medial Rectus in Giving Bifocals Free Life	Chinmayee Melvanki	4
5	"Papilledema or Pretender? A Diagnostic Duel Between Ultrasound and OCT"	Neha Adlakha	4
6	Peripheral Visual Field Defects as the Primary Presentation of Pituitary Adenoma: A Case Series	Pranshu Patel	4
7	Case Series on Adult Refractive Amblyopia Using Orthoptek Magnocellular Stimulator Therapy	Arvind Kumar Morya	4
8	Beyond the Disc: Role of Ganglion cell analysis on OCT in Predicting Visual Recovery in patients of Optic Neuritis	Tanya Sharma	4



COURT MARTIAL

25-04-2026
2:00 PM - 3:30 PM
Hall - Audi 1 - L2

Chairperson	Chitra Ramamurthy
Chairperson	Partha Biswas
Jury	Mahipal S. Sachdev
Jury	Kumar Doctor
Jury	Gaurav Luthra
Jury	Mohan Rajan
Jury	Jeewan Singh Titiyal
Jury	D Ramamurthy
Jury	Prafulla Kumar Maharana
Jury	Rajesh Sinha
Jury	Namrata Sharma

SN	Speaker
1	Raghav Malik
2	Rushad Shroff
3	Digvijay Singh
4	Gurkiran Kaur
5	Tushar Grover
6	Devesh Kumawat



TRANSFORMING EYE CARE: INNOVATIONS SHAPING THE FUTURE

25-04-2026
2:00 PM - 3 :15 PM
Hall - MR 6 - L1

Chairperson	D Ramamurthy
Co-Chairperson	Shantanu Gupta
Convenor	Jayanta Kumar Das
Co-Convenor	Madhu Uddaraju
Moderator	Bhavna Chawla

SN	Title	Speaker	Duration
1	IRIS Fixation Techniques	Mohan Rajan	7
2	Recent Advances in IOL Technology	Jeewan Singh Titiyal	7
3	Advanced Surgical Innovations for Managing Intumescent Cataracts	Rajendra Prasad	7
4	Evidence based Approach in the Management of Dry Eye	Rishi Mohan	7
5	Case Based Insight in wAMD/PCV	Chaitra Jayadev	7
6	RayOne Galaxy: World's First Spiral IOL with Full Range of Vision & Less Halo	Sukriti Gupta	7
7	One Step PRK	Mohita Sharma	7



INSTRUCTION COURSE - PHACO IN CHALLENGING SITUATIONS: SIMPLIFYING THE COMPLEX

25-04-2026
2:00 PM - 3 :15 PM
Hall - MR 7 - L1

Chairperson Mahipal S. Sachdev

SN	Title	Speaker	Duration
1	Femtosecond Laser Assisted Cataract Surgery in Complex Cases	Mahipal Sachdev	8
2	Management of the Deficient Capsule	D Ramamurthy	8
3	Managing the Hard Nut	Kumar Doctor	8
4	Phaco in Posterior Polar Cataracts	Raghav Malik	8
5	Phacoemulsification in Hazy Corneas	Rishi Mohan	8
6	Pupil and Iris Issues – Expanders and Reconstruction	Gaurav Luthra	8
7	The Third Hand: Pars Plana Instrumentation for the Cataract Surgeon	Hemlata Gupta	8
8	Discussion		19



INSTRUCTION COURSE - REFRACTIVE SURGERY: PEARLS TO GET STARTED - INTRODUCTION TO REFRACTIVE SURGERY

25-04-2026
2:00 PM - 3 :15 PM
Hall - MR 8 - L1

Chairperson Lakshmi Kuniyal

SN	Title	Speaker	Duration
1	Pre op evaluation for LASIK	Gayatri Ahuja	12
2	Essentials in Retina not to be missed before refractive surgery	Lakshmi Kuniyal	12
3	Technique to make good flap	Neera Aggarwal	12
4	Complications to be aware of in LASIK	Jeenu Priya	12
5	Phakic IOL- Indications and complications	Neelima Mehrotra	12
6	Refractive surgery: Pearls to get started- Introduction to Refractive surgery	Lakshmi Kuniyal	5
7	Discussion		10



GLAUCOMA MANAGEMENT BEYOND IOP

25-04-2026
2:00 PM - 3 :15 PM
Hall - MR 9 - L1

Chairperson	Sathyan P
Chairperson	Pranav Ranjan
Co-Chairperson	Rakesh Shakya
Convenor	Devendra Maheshwari
Moderator	Aditi Sood Dusaj

SN	Title	Speaker	Duration
1	Role of Ocular Perfusion Pressure & Vascular Factors	Jatinder Singh Bhalla	7
2	Why IOP Is Not the Only Culprit in Glaucoma Progression	Sahleen Ahmad Khan	7
3	Neuroprotection: Evidence, Myths & Current Status	Aditi Dubey	7
4	Impact of Systemic Diseases on Glaucoma Progression	Meenakshi Y Dhar	7
5	Lifestyle Modifications & Patient Counseling	Manisha Rathi	7
6	Monitoring Progression: Structural vs Functional Damage	Gursatinder Singh	7
7	Individualizing Treatment Targets Over Time	Gazella Bruce Warjri	7
8	Advancing Glaucoma Care	Jasleen Kaur	7+3



INSTRUCTION COURSE - CHALLENGES OF THE SOFT

25-04-2026
2:00 PM - 3 :15 PM
Hall - MR 10 - L1

Chairperson Sajjad Fazili

SN	Title	Speaker	Duration
1	Soft Cataracts : Surgical approach	Sajjad Fazili	15
2	Soft Cataracts ; The Congenital Soft	Rajesh Sinha	10
3	Soft Cataract FLACS	Mahipal Sachdev	15
4	Soft cataract - My technique	Rohit Om Prakash	10
5	Soft ; Why it is a challenge	Ritu Aurora	10
6	Discussion		15



FREE PAPER - BASIC SCIENCES & RESEARCH

25-04-2026
2:00 PM - 3 :15 PM
Hall - MR 12 - L1

Moderator	Arpan Gandhi
Judge	T. Velpandian
Judge	Vivek Gupta
Judge	Seema Kashyap

SN	Title	Speaker	Duration
1	Correlation of Refractive Errors with Rh and ABO Blood Groups - A Cross-Sectional study	Renu	4
2	Evaluating peripapillary retinal nerve fibre layer topography in the 20–40 age group: the confounding role of axial length	Abhishek Kumar	4
3	To study the demographic and clinical profile of ocular manifestation in children with systemic disorder	Gurmeet singh	4
4	Application of 3D printing in ophthalmology: plethora of possibilities.	Sanjiv Kumar Gupta	4
5	Association of Lifestyle and Body Stature Growth with Development of Myopia and Ocular Axial Length Elongation in School Children	Aishwarya Gupta	4
6	Assessment of Retinal Sensitivity and Fixation Stability After Refractive Surgery Using Microperimetry	Sanjiv Kumar Gupta	4
7	Comparison of Anxiety and Depression Levels in Patients with Chronic Central Serous Chorioretinopathy and Age-Matched Healthy Controls	Anu Sharma	4
8	OCT Based Management of Intumescent Cataract	Jatinder Singh Bhalla	4



INTERNATIONAL SOCIETY OF MANUAL SMALL INCISION CATARACT SURGEONS

25-04-2026
2:00 PM - 3 :15 PM
Hall - MR 18 - L1

Chairperson	Jatinder Bali
Chairperson	Satanshu Mathur
Chairperson	Deepak Mishra
Chairperson	Ravi Trehan

SN	Title	Speaker	Duration
1	Modulation of the Incision in MSICS to reduce SIA	Manisha Rathi	7
2	Tunnel Making in MSICS	Inder M. Rustagi	7
3	Nucleus Delivery in MSICS	Rajwinder Kaur	7
4	Transition from Traditional to 2mm	Anuradha Raj	7
5	My Experience with 2MM SICS	Karamjit Singh	7
7	SICS in Difficult Situations	Priye Suman Rastogi	7



PHACOEMULSIFICATION IN CORNEO-IRIDIC ANOMALIES

25-04-2026
2:00 PM - 3 :15 PM
Hall - MR 19 - L1

Chairperson	Harbansh Lal
Chairperson	Sandeep Mithal
Co-Chairperson	Gaurav Luthra
Convenor	Jayashree Baruah
Co-Convenor	Mohammed Sayee Timiri Saqhy
Moderator	M. Navean

SN	Title	Speaker	Duration
1	Managing the Unruly Iris	Sujatha Mohan	7
2	Small Pupil: Causes & Pre-operative Assessment	Om Prakash Anand	7
3	Mechanical Pupil Expansion: Rings, Hooks & Techniques	Harshul Tak	7
4	IFIS: Recognition, Prevention & Management	Asheesh Bajaj	7
5	Synechiae & Rigid Pupil: Stepwise Approach	Amit Raj	7
6	Cataract Surgery Planning in Irregular Corneas	Sanket Bhatnagar	7
7	Cataract Through Haze	Deepthi Meda	7



TELE OPHTHALMOLOGY SOCIETY OF INDIA (TOSI)

25-04-2026
2:00 PM - 3 :15 PM
Hall - MR 15 - L1

Chairperson	L.C. Madharia
Co-Chairperson	Rupali Chopra
Convenor	Abhishek Sachdeva
Moderator	Jayant Shekhar Guha
Expert Panel	Debendra Kumar Sahu
Expert Panel	Jayant Shekhar Guha

SN	Title	Speaker	Duration
1	Scope of Tele Ophthalmology in India	L.C. Madharia	7
2	Why Teleophthalmology Early in Practice	Abhishek Sachdeva	7
3	AI Driven Teleophthalmology: Transforming Glaucoma Detection and Care	Rupali Chopra	7
4	Teleophthalmology in ROP	Aishwarya Madharia	7
5	DR Screening at Outreach Camp - A Need of Hour	Rajwinder Kaur	7
6	Tele-Triage of Retinal Emergencies	Jashandeep Singh	7



STRABISMUS: SPECIAL CASES AND THEIR TREATMENT

25-04-2026
2:00 PM - 3 :15 PM
Hall - MR 16 - L1

Chairperson	Rohit Saxena
Co-Chairperson	Kumudini Sharma
Convenor	Aditya Sethi
Co-Convenor	Anita Ambasta
Moderator	Rashmin Gandhi
Expert Panel	Harsha Saxena

SN	Title	Speaker	Duration
1	Keynote: Managing DVD	Pradeep Sharma	10
2	What Makes a Strabismus Case "Special"?	Subhash C. Dadeya	7
3	Paralytic Strabismus (Cranial Nerve Palsies – Timing of Surgery, Role of Prisms & Botulinum Toxin)	Vinita Gupta	7
4	Congenital Special Forms (Duane Retraction Syndrome, Möbius Syndrome, Congenital Fibrosis – Surgical Principles)	Suma Ganesh	7
5	Aesthetic vs Functional Outcomes in Special Strabismus Cases (Counseling, expectations, long-term follow-up)	Smita Kapoor	7
6	Inferior Oblique Surgeries	Kalpita P. Shah	7



KERATITIS CHALLENGES IN PRACTICE

25-04-2026
2:00 PM - 3 :15 PM
Hall - MR 17 - L1

Chairperson	Radhika Natrajan
Co-Chairperson	Tushar Agarwal
Co-Chairperson	M. Vanathi
Convenor	Anu Malik
Co-Convenor	Abha Gour
Moderator	Manisha C. Acharya

SN	Title	Speaker	Duration
1	Non Healing Keratitis: My Take	Prafulla Kumar Maharana	7
2	Contact Lens associated Keratitis	Mukesh Taneja	7
3	Microbiology Options Beyond Routine: Biopsy, PCR, Confocal, NGS & Others	Nishat Hussain	7
4	Post CXL Keratitis	Parmeshwar Kahalekar	7
5	Post LVC Microbial Keratitis	Jaya Gupta	7
6	Tunnel Infection	Anil Kumar Verma	7
7	Pythium Keratitis	Rohit Dureja	7
8	PUK	Dhrubojyoti Sarker	7



SAFE STAGE

25-04-2026
2:00 PM - 3 :15 PM
Hall - MR 13 - L1

Moderator	Sunandini Bose
Mentor	Isha Sharma
Mentor	Arshi Singh
Mentor	Shruti Bhattacharya
Mentor	Varsha G. Belangi

SN	Speaker
1	Mohd Afzal
2	Mehak Kherwa
3	Surbhi Bhardwaj
4	Nitin Gaba
5	Rahul Saini
6	Mona Rani
7	Smile
8	Jyoti Garg
9	Sanskriti Pandey
10	Shreya Singh
11	Sejal Gambhir
12	Pranya Arora
13	Surbhi Gagneja



FREE PAPER - STRABISMUS & NEURO- OPHTHALMOLOGY II & FINALE

25-04-2026
2:00 PM - 3 :15 PM
Hall - MR 14 - L1

Moderator	Gunjan Saluja
Judge	Vivek Warkad
Judge	Shaloo Bageja
Judge	Prolima Thacker
Judge	Nilutparna Deori
Judge	Mayank Jain

SN	Title	Speaker	Duration
1	Atypical optic neuritis	Shrinkhal	4
2	The Orbit Under Siege: A Diagnostic Masquerade of Extra-Ocular Muscle Neurocysticercosis	Bhumish Rai	4
3	Crushing vision:a case of bilateral optic atrophy secondary to space-occupying lesion.	Gunjan	4
4	A comparative study of pattern visual evoked potential in subjects with type 2 diabetes mellitus versus non-diabetics	Munish Dhawan	4
5	Behind the Drooping Lid: Pituitary Macroadenoma Presenting as Third Nerve Palsy	Srishti Somvanshi	4
6	When optic neuritis defies convention: A case series of diagnostic dilemmas	Asha Anwasha	4
7	When you hear Hoofbeats	Karthika R Chandran	4



INAUGURATION/ORATION & FELICITATION

25-04-2026
3:30 PM - 5:00 PM
Hall - Audi 1 - L2

Chairperson	Prafulla Kumar Maharana
Chairperson	Jeewan Singh Titiyal
Chairperson	Partha Biswas
Chairperson	Kirti Singh
Chairperson	Rajesh Sinha
Chairperson	Mohan Rajan
Moderator	Pranita Sahay

SN	Title	Speaker	Duration
1	Dr. P. K. Jain Oration - Cornea : From Replacement to Regeneration	Namrata Sharma	10
2	Dr. S. N. Mitter Oration - Preventing and Managing Childhood Myopia	Rohit Saxena	10
3	Dr. B. N. Khanna Oration - Modernisation of Ophthalmology in Indian Armed Forces Hospitals	Sanjay Kumar Mishra	10
4	Dr. Hari Mohan Oration - Assessment of Non-Combat Ocular Injuries Resulting from Laser, Ultrasonic, and Direct Energy Exposures, Including Preventive Strategies	J. K. S. Parihar	10
5	Dr. Sadhu Ram Gupta Oration - Evolution of my Surgical Journey - SFIOL, Sub- Retinal Surgeries and Innovations	Avnindra Gupta	10
6	Dr. Om Prakash Oration - Taming the Complex Eye: 5F ISHF and CAIRS	Soosan Jacob	10
7	Dr. H.K. Tewari Oration	Lalit Verma	10



MANAGEMENT OF ARMD IN PRACTICE

25-04-2026
3:15 PM - 4 :30 PM
Hall - MR 6 - L1

Chairperson	Sanjay Ahuja
Chairperson	Cyrus M. Shroff
Co-Chairperson	Tinku Bali
Convenor	Sushma Jayanna
Co-Convenor	Gaurav Sanghi
Moderator	Vaibhav Sethi

SN	Title	Speaker	Duration
1	Switching in the Era of New Anti-VEGF's: Evidence and Clinical Insights	Priyanka Khandelwal	7
2	ARMD: Classification & Natural History	Aaditi Anilkumar	7
3	Role of Imaging in ARMD Management	Shailender Kumar Choudhary	7
4	Wet ARMD: Anti-VEGF Selection & Regimens	Richa Pyare	7
5	AntiVEGF - Refractory nAMD	Sunil Ganekal	7
6	TBD	Rajeev Jain	7



PRESBYOPIA

25-04-2026
3:15 PM - 4 :30 PM
Hall - MR 7 - L1

Chairperson	Neeraj Khunger
Co-Chairperson	Vinod Kumar Arora
Co-Chairperson	Rajan Gupta
Convenor	Kenshuk Marwah
Co-Convenor	Bharat Mehta
Moderator	Sridevi Nair

SN	Title	Speaker	Duration
1	Pilocarpine in Presbyopia	Abhinav Kacholia	7
2	Addressing Presbyopia in 2026	Krishna Prasad Kudlu	7
3	Phaco Beyond the Lens: Tackling Comorbidities with Precision	Rajendra Prasad	7
4	Role of Moxifloxacin in Peri Operative Sterilization	Mayank Bansal	7
5	Advanced Monofocal: Elevating Patient Outcomes Beyond Distance	Ritu Aurora	7
6	Mix and Match of IOL's - My Way	Neeraj Khunger	7



SERVICE DOCTORS

25-04-2026
3:15 PM - 4 :30 PM
Hall - MR 8 - L1

Chairperson	K.P.S. Malik
Co-Chairperson	Manav Deep Singh
Co-Chairperson	Om Prakash Anand
Convenor	Anil Tanwar
Convenor	Taru Dewan
Convenor	Kirti Singh
Moderator	Navin Neeraj
Moderator	Jatinder Bali

SN	Title	Speaker	Duration
1	From Complaint to Closure: Navigating Grievance Redressal and Gender Sensitivity in Government Setup - A Practical Deep Dive into Statutory Frameworks and Real-World Handling of Professional Grievances.	Navin Neeraj	7
2	Leave Smart, Work Smarter: Decoding Government Leave Rules for Doctors - A Crisp Guide to Optimizing Leave Policies without Compromising Service Delivery.	Manav Deep Singh	7
3	Mastering the Diabetic Vitrectomy: Surgical Pearls You Can't Afford to Miss - High-Yield Tips and Intraoperative Strategies for Tackling Complex Diabetic Cases.	Deepa Sharma	7
4	Phaco Under Pressure: Mastering Cataract Surgery in Challenging Government Settings - A Pragmatic, Experience-Driven Session on Handling Difficult Phacoemulsification Cases with Limited Resources and Achieving Consistent Favorable Outcomes in High-Volume	Om Prakash Anand	7
5	ROP Care Continuum: Bridging Habilitation and Rehabilitation - Comprehensive Insights into Long-Term Care Strategies for ROP Patients.	Suraj Singh Senjam	7
6	Zero Tolerance: Sterilization Protocols for a Safer Cataract OT - Critical Updates and Best Practices to Ensure Uncompromised Surgical Safety.	Anil Tanwar	7
7	Teaching the Future Ophthalmologist: Beyond Books and Beyond Cognition - Innovative Approaches to Postgraduate Training that go Past Traditional Learning.	Kirti Singh	7
8	AI in Cataract Surgery: From Assistance to Autonomy - Exploring how Artificial Intelligence is Redefining Precision and Outcomes in Cataract Care	Jatinder Bali	7



CONJUNCTIVITIS & ITS SEQUELAE

25-04-2026
3:15 PM - 4 :30 PM
Hall - MR 9 - L1

Chairperson	Radhika Natrajan
Co-Chairperson	Noopur Gupta
Convenor	Aditi Ghosh Dastidar
Moderator	Sridevi Nair

SN	Title	Speaker	Duration
1	Viral Conjunctivitis: Diagnosis, Differentiation & Early Management	Sarita Aggarwal	7
2	Using Steroids Safely in Adenoviral Conjunctivitis	Tulika Gupta	7
3	VKC in Steroid Responders: Stepwise Escalation Algorithm	Pragya Ahuja	7
4	Post-Conjunctivitis Dry Eye: Short Protocol for Recovery	Mohammad Saquib	7
5	Corneal Neurotization: For Begginer	Harshavardhan G. Ghorpade	7
6	Cicatricial Conjunctivitis: Diagnostic Approach	Jitender Jinagal	7
7	Current Trends in Diagnosis and Management of Dry Eyes	Samaresh Srivastava	7+3



OPHTHALMOLOGY KEY CONCEPTS

25-04-2026
3:15 PM - 4 :30 PM
Hall - MR 10 - L1

Chairperson	Sheikh Sajjad Ahmed
Co-Chairperson	Arun Baweja
Convenor	Sandhya Makhija
Co-Convenor	M.L. Bagla
Moderator	Navneet Sidhu
Expert Panel	Priyadarshana

SN	Title	Speaker	Duration
1	White Brown Black - Managing Hard and White Cataracts	Sumeet Gupta	7
2	Troubles Faced as a Beginner in Refractive Surgery	Yash Bharat V. Gala	7
3	Vitreoretinal Surgeries in Compromised Corneas- An Update	Rushil Kumar Saxena	7
4	Retinopathy of Prematurity: Spectrum of Clinical Presentations	Aishwarya Madharia	7
5	Archiving Data for an Ophthalmologist	Deepthi Meda	7
6	Extensive Prolifs and Membranes: Patience Pays	Sushant Madaan	7
7	PanOph - Ophthalmology Learning, Reimagined	Rahul	7
8	Systemic Investigations in a Case of Uveitis	Prakhar Goyal	7



FREE PAPER - CORNEA & OCULAR SURFACE II

25-04-2026
3:15 PM - 4 :30 PM
Hall - MR 12 - L1

Moderator	Deepthi Meda
Judge	Parmeshwar Kahalekar
Judge	Manisha C. Acharya
Judge	Abha Gour
Judge	Rohit Dureja

SN	Title	Speaker	Duration
1	Impact of Diabetes and Diabetic Retinopathy on Corneal Endothelium Following Manual Small Incision Cataract Surgery	Sanjana Bhatia	4
2	Impact of Air Pollution on Eyes in a Metropolitan City of India	Ritik Jain	4
3	Ideal concentration of topical Insulin for persistent epithelial defects: A prospective review	Raj Shekhar Paul	4
4	An observational study assessing perilimbal conjunctival pigmentation in vernal keratoconjunctivitis.	Minakshi Gond	4
5	Comparative Evaluation of Corneal Endothelial Changes Using Specular Microscopy in Diabetic and Non-Diabetic Patients.	Priya Yadav	4
6	A Rare Case Report : Herpetic Kerato-uveitis with hypotony in pediatric age group	Abhayjeet Singh Saini	4
7	Antibiotic Susceptibility and Biofilm Formation in Ocular Surface and Adnexal Infections	Pallavi Madhok	4
8	Comparative Analysis of Corneal Changes in Normal Pregnancy and Pregnancy-Induced Hypertension	Akanksha Gupta	4
9	PRK - CXL in Thin Cornea	John Sarkar	4



GLAUCOMA UPDATES (CIPLA)

25-04-2026
3:15 PM - 4 :30 PM
Hall - MR 18 - L1

Chairperson	Harsh Kumar
Moderator	Suneeta Dubey

SN	Title	Speaker	Duration
1	Complex Glaucoma Scenarios: Approach to Diagnosis and Management	Vineet Sehgal	15
2	Preservative Free Glaucoma Medication	Deven Tuli	15



DIAGNOSIS OF GLAUCOMA: FROM BASICS TO NEW ADVANCES

25-04-2026
3:15 PM - 4 :30 PM
Hall - MR 19 - L1

Chairperson	Sathyan P
Co-Chairperson	Jatinder Singh Bhalla
Convenor	Nidhi Tomar
Co-Convenor	Ravi Chandil
Moderator	Amit Porwal

SN	Title	Speaker	Duration
1	Clinical Diagnosis of Glaucoma: Where Most Errors Occur	Shruti Chawla	7
2	IOP Measurement: Goldmann & Beyond	Prema Garg	7
3	Optic Nerve Head Evaluation: What Really Matters	Priyamvada Yadav	7
4	Visual Field Testing: Interpreting Common Pitfalls	Pranav Ranjan	7
5	OCT in Glaucoma: RNFL, GCC & Progression Analysis	Alka Tripathi	7
6	2 Bottle Rule in Glaucoma	Deven Tuli	7
7	A Stepwise Diagnostic Algorithm for Practitioners	Ramanjit Sihota	7



LACRIMAL SYSTEM: SURGICAL PEARLS

25-04-2026
3:15 PM - 4 :30 PM
Hall - MR 15 - L1

Chairperson	R. C. Gupta
Chairperson	Neelam Pushker
Co-Chairperson	Maneesh Kumar
Co-Chairperson	Jayanta Kumar Das
Convenor	Mridula Mehta
Moderator	Saurbhi Khurana

SN	Title	Speaker	Duration
1	Canalicular Obstruction: Newer Modalities of Management	Urmil Chawla	7
2	Choosing the Right Surgery: External vs Endoscopic DCR	Nazia Anjum	7
3	Step-by-Step External DCR: Key Surgical Pearls	Sajjad Fazili	7
4	Endoscopic DCR: Indications, Advantages & Limitations	Shruti Chawla	7
5	TBA	Jayanta Kumar Das	7



KERATOPLASTY: NEW & FUTURE DIRECTIONS

25-04-2026
3:15 PM - 4 :30 PM
Hall - MR 16 - L1

Chairperson	Sujatha Mohan
Chairperson	Rishi Mohan
Convenor	Hitendra Ahooja
Moderator	Madhu Uddaraju
Expert Panel	Sunandini Bose

SN	Title	Speaker	Duration
1	PKP in Difficult Situations	Shakeen Singh	7
2	ALK for Superficial Opacities	Gunjan Budhiraja	7
3	DALK Refinements	Alok Sati	7
4	DSAEK: Where do we Stand?	Nupur Gupta	7
5	Artificial & Bioengineered Corneal Substitutes: Where Are We Now?	Namrata Sharma	7
6	Bowman's Membrane Transplantation in Corneal Disorders	Sudesh Kumar Arya	7
7	DMEK in Challenging Situations	Hazem Yassin	7



INSTRUCTION COURSE - DS LENTICULE: DEVELOPMENTAL JOURNEY

25-04-2026
3:15 PM - 4 :30 PM
Hall - MR 17 - L1

Chairperson Dharamveer Singh Choudhary

SN	Title	Speaker	Duration
1	Introduction of Innovation	Gaurav Gupta	10
2	The DS Lenticule: A Next Generation Corneal Therapy in Bio- Regenerative Ophthalmology	Dharamveer Singh Choudhary	10
3	From Biological Innovation to Clinical Implications	Rishi Raj Singh	10
4	DS Lenticule: Developmental Journey	Dharamveer Singh Choudhary	10
5	Discussion		25



FREE PAPER - GLAUCOMA III & FINALE

25-04-2026
3:15 PM - 4 :30 PM
Hall - MR 14 - L1

Chairperson	Karamjit Singh
Judge	Manisha Rathi
Judge	Gursatinder Singh
Judge	Varsha G. Belangji
Judge	Rakesh Shakya

SN	Title	Speaker	Duration
1	Creating awareness among the first degree relatives of glaucoma patients in a tertiary care centre	Vanshika Sharma	4
2	OCTA based analysis of macular vascular density and peripapillary perfusion in patients of POAG	Medha Rai	4
3	Comparison of intraocular pressure measurement using goldmann applanation tonometry with and without fluorescein in primary open-angle glaucoma patients	Nisha Bharti	4
4	Relationship between central corneal thickness and endothelial cell density in general population living at high altitude.	Bhavya Goyal	4
5	Early Functional Changes in Glaucoma: A Case–Control Study of Binocular Summation of Visual Acuity at High and Low Contrast	Vidhya Verma	4
6	Efficacy of phacoemulsification combined with bent angle needle goniotomy (BANG) in mild to moderate angle closure glaucoma	Shireen Gupta	4



DR. V. K. KALRA TROPHY QUIZ

25-04-2026
5:00 PM - 6:30 PM
Hall - Audi 1 - L2

Chairperson	Rajesh Sinha
Quiz Master	Siddharth Madan
Quiz Master	Kirti Singh
Quiz Master	Ankur Singh
Quiz Master	Bhavna Chawla



YOPL

26-04-2026
08:45 AM - 10:00 AM
Hall - Audi 1 - L2

Chairperson	Mohan Rajan
Chairperson	Prafulla Kumar Maharana
Co-Chairperson	Bhavna Chawla
Convenor	Anu Malik
Moderator	Aditi Ghosh Dastidar
Moderator	Nupur Goel
Moderator	Sunandini Bose

SN	Title	Speaker
1	Team George of the Jungle - C	Arshi Singh
2	Team George of the Jungle	Raj Sekhar Paul
3	Team George of the Jungle	Kanika Gupta
4	Team George of the Jungle	Aman Khanna
5	Team Mowgli - C	Lipi Mittal
6	Team Mowgli	P. Neha Sudhakar
7	Team Mowgli	Surabhi Shalini
8	Team Mowgli	Varsha G. Belangji
9	Team Tarzan - C	Rushil Kumar Saxena
10	Team Tarzan	Pragya Ahuja
11	Team Tarzan	Isha Chaudhari
12	Team Tarzan	Himanshu Khandelwal
13	Team Jumanji - C	Puneet Jain
14	Team Jumanji	Ankit Agrawal
15	Team Jumanji	Prachi Grover
16	Team Jumanji	Avani Hariani



TORIC IOLS: FROM WORK-UP TO POST-OP CARE

26-04-2026
08:45 AM - 10:00 AM
Hall - MR 6 - L1

Chairperson	Rakesh Mahajan
Co-Chairperson	Vinay Kumar Garodia
Convenor	Sanjiv Mohan
Co-Convenor	Jasvinder Singh Chilana
Expert Panel	Rakesh Shakya

SN	Title	Speaker	Duration
1	Astigmatism and the Sturm's	Puja Hingorani Bang	7
2	Who Is the Ideal Candidate for Toric IOLs?	Sahleen Ahmad Khan	7
3	Astigmatism Evaluation: Keratometry, Topography & Posterior Cornea	Vanashree Nair	7
4	Intra-operative Tips for Perfect Alignment	Rajesh S Joshi	7
5	Optimising Toric Outcomes	Neeraj Khunger	7
6	Managing Toric IOL Dissatisfaction	Rishiraj Singh	7



BASICS OF CATARACT & REFRACTIVE SURGERY

26-04-2026
08:45 AM - 10:00 AM
Hall - MR 7 - L1

Chairperson	Vishnu Swaroop Gupta
Convenor	Bhavani Raina
Co-Convenor	Neha Sharma
Moderator	Rajiv Bajaj
Expert Panel	Abhinav Biala
Expert Panel	Shweta Gaur

SN	Title	Speaker	Duration
1	Role of Epithelial Thickness Mapping in Refractive Surgery	Gayatri Ahuja	7
2	Tackling Faulty Wound Construction in Phacoemulsification	Sudipta Mitra	7
3	Way to Manage Complicated Uveitic Cataract	Rakesh Shakya	7
4	Counselling: The Key to Success in Refractive Surgery	Raghav Malik	7
5	Perfecting Phakic IOL Sizing - One Size Does not Fit All	Gaurav Luthra	7



KERATOCONUS: WHAT'S NEW?

26-04-2026
08:45 AM - 10:00 AM
Hall - MR 8 - L1

Chairperson	Ajay Shanker Dave
Convenor	Rajiv Mohan
Co-Convenor	Prakriti Chourasia
Expert Panel	Aastha Singh

SN	Title	Speaker	Duration
1	Modern Crosslinking: Accelerated, Pulsed, Customized & Epi-On – What Matters?	Vinod Kumar Arora	7
2	CAIRS & Other Stromal Additives: Where Do They Stand Today?	Abha Wadhawan	7
3	Corneal Lenticule Implantation: SMILE-Derived Additive Approaches & Current Evidence	M. Vanathi	7
4	Keratoconus Diagnostics: Recent Advances	Chandrashekhar Chawan	7
5	Surgical Management of Keratoconus	Sujatha Mohan	7
6	Customised DALK	Prafulla Kumar Maharana	7
7	Reinforcing the Weak Link: Bowman's Layer Transplantation in Advanced Keratoconus	Tulika Chauhan	7



INSTRUCTION COURSE - OVERVIEW OF INFERIOR OBLIQUE SURGERIES AND THEIR ASSOCIATED CHALLENGES

26-04-2026
08:45 AM - 10:00 AM
Hall - MR 9 - L1

Chairperson Shipra Sharda

SN	Title	Speaker	Duration
1	Normal anatomy of inferior oblique muscle and brief history of surgeries performed	Ameena Akhlaq	15
2	Primary inferior oblique surgical procedures – Recession	Shipra Sharda	15
3	Primary inferior oblique surgical procedures-Anterior and nasal transpositioning.	Priyanka Prasad	15
4	Secondary inferior oblique surgical procedures- Hangback recession	Nisha Bharti	15
5	Overview of Inferior Oblique Surgeries and their associated Challenges	Shipra Sharda	0
6	Discussion		15



INSTRUCTION COURSE - WE WERE PGS ONCE TOO: CAREER CHOICES WE WISH WE KNEW EARLIER

26-04-2026
08:45 AM - 10:00 AM
Hall - MR 10 - L1

Chairperson Sukriti Gupta

SN	Title	Speaker	Duration
1	Super-Specialty Training in India: The Vitreoretina Fellowship Path	Kritika Singh	10
2	Thinking Beyond PG Early: Fellowships, Exams & Global Opportunities	Sukriti Gupta	10
3	Academics After PG: Life as a Medical College Faculty	Neha Gupta	10
4	Private Practice After Training: Freedom, Risks & Reality	Mrityunjay Singh	10
5	We were PGs once too: Career choices we wish we knew earlier	Sukriti Gupta	10
6	Discussion		10



FREE PAPER - COMMUNITY OPHTHALMOLOGY

26-04-2026
08:45 AM - 10:00 AM
Hall - MR 12 - L1

Chairperson	Sarita Aggarwal
Moderator	Suraj Singh Senjam
Judge	Jatinder Singh Bhalla
Judge	Arun Baweja
Judge	Bithi Choudhary

SN	Title	Speaker	Duration
1	A silent NICU cluster of neonatal adenoviral keratoconjunctivitis and occupational transmission to healthcare workers: Lessons learned for early detection and mitigation	Sanskriti Bhatia	4
2	Assistive Technology Utilization and Its Impact on Academic Performance Among College Students with Visual Disability: Interim Findings from a Cross-Sectional Study in Delhi University	Garima Bansal	4
3	Development of age appropriate visual function questionnaire in childhood visual impairment and usage in low vision children in tertiary care center	Meenakshi Wadhvani	4
4	Has the incident age of cataract come down? A two phase study from central India	Priyanka	4
5	When Safety Explodes Into Vision Loss: The Hidden Ocular Cost of Airbag Deployment	Bhumish Rai	4
6	Retinopathy of Prematurity and Mental Health of Parents	Harshita Garg	4
7	Prevalence of dry eye owing to digital world: a cross sectional study in adolescents	Alankrita Sinha	4
8	Universal eye screening for identifying ocular abnormalities in newborns delivered at tertiary care Centre in the Bundelkhand region.	Abhishek Rathod	4
9	Ocular manifestations of Neurocysticercosis : A Case Report	Sakshi negi	4
10	Real-World Performance of Artificial Intelligence–Enabled Diabetic Retinopathy Screening in Community Settings of Central India	Aashul Chawla	4
11	Awariness Of Getting Retina Examined In Diabetic Population	Shruti Anand	4
13	Missing middle Eyecare Services Perspectives	Keerti Bhusan Pradhan	4



EDOF OR MULTIFOCAL IOL: WHAT AND WHEN?

26-04-2026
08:45 AM - 10:00 AM
Hall - MR 18 - L1

Chairperson	Sanjay Kumar Mishra
Chairperson	Rajendra Prasad
Co-Chairperson	Vinod Biala
Convenor	Bhupesh Singh
Co-Convenor	Anchal Gupta
Moderator	Ritin Goyal

SN	Title	Speaker	Duration
1	EDOF IOLs: Indications, Benefits & Limitations	Sharad Lakhotia	7
2	Role of Ocular Surface & Macula in Premium IOL Choice	Monica Budhwani	7
3	Counseling Strategies to Set Realistic Expectations	Amit Mahajan	7
4	Newer Extended Depth of Focus (EDOF) & Hybrid Optics Lenses	Twinkle Shah	7
5	EDOF IOLs in 2026: Living up to the hype?	Mahipal S. Sachdev	7
7	Patient Selection: Who Should Never Get Premium IOLs?	Sanjay Mishra	7



MASTERCLASSES IN CATARACT SURGERY

26-04-2026
08:45 AM - 10:00 AM
Hall - MR 19 - L1

Chairperson	Ravindranath HM
Co-Chairperson	S.K. Narang
Convenor	Mohammed Sayee Timiri Saqhy
Convenor	Om Prakash Anand
Co-Convenor	Reena Gupta
Expert Panel	Sonia Gahlot
Expert Panel	Saloni Gupta

SN	Title	Speaker	Duration
1	Cataract Surgery in Patients with Pre-Existing Posterior Capsular Tear	Arun Kshetrapal	7
2	Carbon Foot Prints in Phaco and Manual SICS	Ravi Trehan	7
3	White & Intumescent Cataracts: Safe Capsulorhexis Techniques	Sugato Paul	7
4	Weak Zonules & Pseudoexfoliation: Intra-op Decisions	Nivean M	7
5	Choosing the Right Machine for Your Practice & Budget	Ravindranath HM	7
6	What Makes a Cataract "Challenging"? Pre-op Risk Stratification	Jayashree Baruah	7



FORUM OF OPHTHALMOLOGY TEACHERS OF INDIA (FOTI)

26-04-2026
08:45 AM - 10:00 AM
Hall - MR 15 - L1

Chairperson	Swapan K. Samanta
Moderator	Karamjit Singh



INSTRUCTION COURSE - CHOOSING, USING AND OPTIMISING TECHNOLOGY: CATARACT SURGERY IN 2026

26-04-2026
08:45 AM - 10:00 AM
Hall - MR 16 - L1

Chairperson Sandepan Bandopadhyay

SN	Title	Speaker	Duration
1	High-End Phacoemulsification Machines: Beyond Brand Names	Sandepan Bandopadhyay	8
2	Optical Biometry in the Modern Era	Mariam Mathew	8
3	Premium IOLs; Technology, Trade Offs and Truths	Ravi Chauhan	8
4	Challenging Eyes: Equipment Choices that Matter	Ashutosh Gupta	8
5	Refractive Surprises: Where Technology Helps	Shikha Pandey	8
6	Unhappy Patient Post Op – Where is the Culprit	Neha Goel	8
7	Discussion		15



INSTRUCTION COURSE - RECENT ADVANCES IN GLAUCOMA MANAGEMENT

26-04-2026
08:45 AM - 10:00 AM
Hall - MR 17 - L1

Chairperson Maneesh Singh

SN	Title	Speaker	Duration
1	Glaucoma Medical Management: What's New!	Sanjay Thakur	8
2	MIGS in Indian Perspective	Tania Ray Bhadra	8
3	Emerging role of Non Valved Glaucoma Shunts	Surajit Sen	8
4	Genetics and Glaucoma Management	Swarnali Sen	8
5	Role of AI in Glaucoma Diagnosis	Maneesh Singh	8
6	Recent Advances in Glaucoma Management	Maneesh Singh	2
7	Discussion		15



INTERESTING CASES - RETINA & UVEA III

26-04-2026
08:45 AM - 10:00 AM
Hall - MR 13 - L1

Chairperson	Avnindra Gupta
Moderator	Devesh Kumawat
Judge	Gaurav Sanghi
Judge	Bhumika Sharma
Judge	Saurabh Verma
Judge	Abhilasha Baharani
Judge	Rohan Chawla

SN	Title	Speaker	Duration
1	"Two Eyes, Two Outcomes: Asymmetric Bilateral Tubercular Retinal Vasculitis"	Shivansh Bansal	4
2	Type 4 MNV: The Uncharted Face of Macular Neovascularization	Anju Bansal	4
3	From fever to fundus : A case presentation	Divya Datta	4
4	Bilateral Toxoplasma Retinochoroiditis in an Immunosuppressed Patient: Successful Management with Intravitreal Clindamycin and Dexamethasone	Nadia Manzoor	4
5	Retinitis pigmentosa with bilateral posterior sub-capsular cataract in a young adult male: a clinical case presentation	Geeta Choudhary	4
6	Autologous blood as an adjuvant to inverted internal limiting membrane flaps in closure of a Large Traumatic Macular Hole: A Case Report	Indranil Saha	4
7	Posterior scleritis: A case report	Tushar Goel	4
8	Vogt-Koyanagi-Harada Disease Masquerading as Other Granulomatous Entities: A Case Report	Rajwinder Kaur	4
9	The Double-Edged Sword: Managing the paradoxical worsening of presumed tubercular serpiginous like choroiditis on ATT	Priyanka	4
10	Ocular Ischemia as the First Manifestation of Isolated Brachiocephalic Artery Occlusion: A Case Report	Abhishek Upadhyaya	4
11	Ocular Syphilis in a Patient with Sickle Cell Trait: A Diagnostic Challenge	Abhishek Upadhyaya	4
12	Subretinal tPA with Gas tamponade	Sudhir Baburdikar	4
13	An Interesting Case on Submacular Hemorrhage	Amita	4



FREE PAPER - RETINA & UVEA IV

26-04-2026
08:45 AM - 10:00 AM
Hall - MR 14 - L1

Chairperson	Neeraj Manchanda
Moderator	Pradeep Kumar
Judge	Parijat Chandra
Judge	Anurag Narula
Judge	Raj Pal
Judge	Ashu Agarwal
Judge	Tinku Bali

SN	Title	Speaker	Duration
1	Microvascular features of Vogt Koyanagi Harada disease using OCT Angiography	Aishwaraya K	4
2	Spot The Bug, Save The Eye	Meghna Sethi	4
4	A comprehensive analysis of Serum Atherogenic Indices and Insulin Resistance in Retinal Vein Occlusion diseases- cracking the riddle of familiar vasculopathy	Dhrubojyoti Sarker	4
5	Retinal ganglion cell thickness in amblyopia: an optical coherence tomography study	Gauher Jahan	4
6	NVG Revisited. Treat the Retina to save the angle.	Priksha Lakhlan	4
7	Giant Retinal dialysis - outcomes of buckling surgery	Drishiti Khanna	4
8	Demographic profile and management of branch retinal vein occlusion	Lav	4
9	Influence of Serum Lipids in Clinically Significant Macular Edema in Type-2 Diabetic Retinopathy Cases	Nandita Agrawal	4
10	Role of single Intravitreal Ranibizumab in Early Non-Ischemic Retinal Vein Occlusion	Manpreet Kour	4
11	Acute Bilateral Optic Neuritis in a Young Female: Unmasking MOG Antibody-Associated Disease	Mahima Shandilya	4
12	Comparative Study of Intravitreal vs Suprachoroidal Triamcinolone Acetonide in Macular Edema (n = 80)	Ram Chander	4



QUIZ - HISEYENESS

26-04-2026
10:30 AM- 11:30 PM
Hall - Audi 1 - L2

Quiz Master	Rajesh Sinha
Quiz Master	Shilpi Narnaware
Quiz Master	Prashant Keshao Bawankule
Quiz Master	Prafulla Kumar Maharana



PENTATHLON

26-04-2026
10:00 AM - 11:15 AM
Hall - MR 6 - L1

Moderator	Doel Biswas
Moderator	Sugato Paul
Judge	Krishna Prasad Kudlu
Judge	Mohan Rajan
Judge	Chitra Ramamurthy

SN	Title	Speaker
1	Team Eye Catchers	Deepsekhar Das
2	Team Eye Catchers	Jatinder Singh Bhalla
3	Team Eye Catchers	Rishi Swarup
4	Team Eye Catchers	Surabhi Dutt
6	Team Eye Catchers	Prema Garg
7	Team Eye Washers	Prafulla Kumar Maharana
8	Team Eye Washers	M. Navean
9	Team Eye Washers	Ikeda Lal
10	Team Eye Washers	Soumya Ish
11	Team Eye Washers	Siddhartha Rao
12	Team Eye Poppers	Rajat Jain
13	Team Eye Poppers	Harshul Tak
14	Team Eye Poppers	Neha Midha
15	Team Eye Poppers	Jayashree Baruah
16	Team Eye Poppers	Pragya Ahuja
17	Team Eye Openers	Tinku Bali
18	Team Eye Openers	Neha Mohan
19	Team Eye Openers	Shilpi Narnaware
20	Team Eye Openers	Anita Ganger
21	Team Eye Openers	Ayush Majumdar
22	Team Eye Candies	Suneeta Dubey
23	Team Eye Candies	Isha Agarwal
24	Team Eye Candies	Richa Gupta
25	Team Eye Candies	Charuta Puranik
26	Team Eye Candies	Aishwaraya K



2 MIN TO WIN

26-04-2026
10:00 AM - 11:15 AM
Hall - MR 7 - L1

Chairperson	Hazem Yassin
Convenor	Rakesh Gupta
Moderator	Vinod Arora
Judge	Karamjit Singh
Judge	Shatanshu Mathur
Judge	Arun Jain
Judge	Amit Tarafdar
Judge	Bhavna Chawla

SN	Title	Speaker	Duration
1	A Noval Graft Substitute for Ocular Reconstruction post Pterygium Excision	Lipi Mittal	2
2	A Rare Case of Congenital Bilateral Bogorad Syndrome	Navneet Chhabda	2
3	Double IOL Drop	Aishwarya Somanathan	2
4	Traumatic Absorbed Cataract - The Optic Buttonholed	Asheesh Bajaj	2
5	Managing iris cysts with 3 way Cannula	Raj Sekhar Paul	2
6	Capsulorhexis Rescue Technique	Abdul Aziz Makayee	2
7	Tube Tuck	Maneesh Singh	2
8	Dropped IOL Tools, Tricks And Tips	Ashutosh Kumar Gupta	2
9	Subluxated Lens with Scelral Fixated Lens	Shashi Sharma	2
10	Pearls For Mastering Pediatric Cataract Surgery	Venu Muralidhar	2
11	Anomalous ICL Unfolding : A Case of Inverse Orientation and Surgical Correction	Himanshu Khandelwal	2
12	Mystery in the bag	Bhanupriya Choudhary	2



ANTI-VEGF THERAPY

26-04-2026
10:00 AM - 11:15 AM
Hall - MR 8 - L1

Chairperson	Lalit Verma
Chairperson	Cyrus M. Shroff
Co-Chairperson	Sushma Jayanna
Co-Convenor	Chekitaan
Moderator	Deependra Vikram Singh
Expert Panel	Sonali Verma

SN	Title	Speaker	Duration
1	Case Selection: Who Benefits Most from Anti-VEGF?	Punita Kumari Sodhi	7
2	Available Anti-VEGF Agents: Similarities & Differences	Neha Goel	7
3	Treat-and-Extend vs PRN: What Works in Real Life?	Somya Ish	7
4	Long-Term Safety, Compliance & Cost Considerations	Obuli Ramachandran N	7
5	Afilbercept Biosimilar - Efficacy & Safety	R.P. Singh	7



PHACO COMPLICATIONS

26-04-2026
10:00 AM - 11:15 AM
Hall - MR 9 - L1

Chairperson	N.M. Shroff
Co-Chairperson	Sonu Goel
Convenor	Priye Suman Rastogi
Co-Convenor	Arun Baweja
Moderator	Gaurav Luthra
Expert Panel	Abhinav Biala

SN	Title	Speaker	Duration
1	When to Convert in Phacoemulsification	Inder M. Rustagi	7
2	Endophthalmitis: Current Trends & Risk Factors	Rayees Ahmad Sofi	7
3	Early Recognition: What Should Raise Alarm Bells?	Lakshmi Kuniyal	7
4	Role of Vitrectomy: When & How Much?	Ashu Agarwal	7
5	Anterior Vitrectomy: Fine Details That Every Beginner Must Know	Arun Kshetrapal	7
6	Pure Ease of Mind with Purely Refractive IOL	Harbansh Lal	10



INSTRUCTION COURSE - BREAKING THE DEADLIEST OF ALL FORMATION OF COMPLEX CATARACT WITH INNOVATIVE SURGICAL TECHNIQUES

26-04-2026
10:00 AM - 11:15 AM
Hall - MR 10 - L1

Chairperson Rajendra Prasad

SN	Title	Speaker	Duration
1	Innovative way to deal with challenging case of uveitis catarac	Rakesh Shakya	8
2	Challenging cataract for premium IOL management with Zepto nanopulse technology	Suresh K Pandey	8
3	Trouble shooting failed chop with innovative surgical technique	Rajendra Prasad	10
4	Prenuclear emulsification PCR management with innovative approach	Anurag Badhani	8
5	Subluxated Cataract Management with New Suture Ring Fixation Technique	Sudhank Bharti	10
6	Perioperative antibiotic prophylaxis during cataract surgery an innovative approach	Arvind Kumar	8
7	Innovative approach to Posterior Polar Cataract with hard nucleus and strategies to prevent P C tear	Satanshu Mathur	8
8	Discussion		15



INSTRUCTION COURSE - THE OCT TUTORIAL

26-04-2026
10:00 AM - 11:15 AM
Hall - MR 12 - L1

Chairperson Indranil Saha

SN	Title	Speaker	Duration
1	Evolution of OCT and its spectrum	Raveesh Bindal	10
2	2. Seeing more of the Cornea beyond the Slit Lamp	Ashwini H	10
3	An OCT analysis of the Silent thief- Glaucoma	Nidhi Tomar	10
4	Beyond the retina: The Choroid	Priyanka Gupta	10
5	Diving into Depths of Vitreo-retinal diseases	Indranil Saha	10
6	The OCT TUTORIAL	Indranil Saha	0
7	Discussion		10



CORNEA & EXTERNAL EYE

26-04-2026
10:00 AM - 11:15 AM
Hall - MR 18 - L1

Chairperson	Santosh G. Honavar
Chairperson	J.K.S. Parihar
Chairperson	Uma Sridhar
Convenor	Sanjiv Mohan
Co-Convenor	Neera Agrawal
Moderator	Charu Mithal

SN	Title	Speaker	Duration
1	Management of Advanced Ocular Surface Tumours	Santosh G. Honavar	7
2	Step-by-Step Approach to First-Time DMEK: Intra Operative Pearls and Pitfalls	Rashmi Mittal	7
3	Epithelial Thickness Mapping, Practical Role in Lasik Screening	Sahil Goel	7
4	Painting the Limbus: Step Ladders in OSSN Management	Rolika Bansal	7
5	Management of LSCD	Sheetal Mahuvakar	7
6	Role of Sodium Hyaluronate & Trehalose in Dry Eye Management	Pallavi Sugandhi	7
7	The Blink App: A Novel Artificial Intelligence Based Dry Eye Imaging and Management Modality	Rushad Shroff	7



GLAUCOMA SOCIETY OF INDIA

26-04-2026
10:00 AM - 11:15 AM
Hall - MR 19 - L1

Chairperson	Sathyan P
Chairperson	Tanuj Dada
Chairperson	Deven Tuli
Chairperson	Manish Shah
Panelist	Ravi Chandil
Panelist	Dewang Angmo
Panelist	Mayav Movdawalla
Panelist	Nidhi Tomar
Panelist	Bibhuti Sinha
Panelist	Mainak Bhattacharyya

SN	Title	Speaker	Duration
1	Disc and OCT Correlation	Medha Prabhudesai	10
2	Angle Closure Disease Management	Aditi Dubey	10
3	Newer Drugs, Where they stand in Glaucoma Practice	M. Shiraz Ali	10
4	Current Treatment for Neovascular Glaucoma	Varsha G. Belamgi	10
5	Rational Perspective for MIGS in India	Tanuj Dada	10
6	Non Medical Glaucoma Treatment in India	Panel Discussion	20



MASTERCLASSES IN RETINA

26-04-2026
10:00 AM - 11:15 AM
Hall - MR 15 - L1

Co-Chairperson	Dinesh Talwar
Convenor	Ajay Aurora
Co-Convenor	Anushree Naidu
Moderator	Charu Mithal
Expert Panel	Kunal Rana
Expert Panel	Abhilasha Baharani

SN	Title	Speaker	Duration
1	Flourescein Angiography Associated Vitrectomy	Sunil Ganekal	7
2	Management of Taut Posterior Hyaloid	Tinku Bali	7
3	Chronic CSCR : What to do?	Anisha Seth Gupta	7
4	Nuances of ILM Flaps in Failed Macular Holes	Avnindra Gupta	7
5	Limitations in the Management of ROP	Sarita Beri	7
6	Recurrent Macular Hole	Shilpi Singh	7
7	Optic Disc Pit with CSR - Surgical Management and it's Long Term Outcome	Subodh Kumar Singh	7
8	Management of Diabetic TRD	Devesh Kumawat	7



INSTRUCTION COURSE - IMMUNOSUPPRESSIVES IN OCULAR INFLAMMATORY DISORDERS: FROM BASICS TO BIOLOGICS

26-04-2026
10:00 AM - 11:15 AM
Hall - MR 16 - L1

Moderator	Amit Khosla
Expert Panel	Neeraj Jain
Expert Panel	Pravin Kumar
Expert Panel	Sujata Sawhney
Expert Panel	Lalit Duggal
Expert Panel	Rajesh Sinha
Expert Panel	Atul Gogia
Expert Panel	Anshu Rohatgi

SN	Title	Speaker	Duration
1	Introduction: Why Immunosuppression?	Amit Khosla	3
2	Basics of Immunosuppressive Therapy	Neeraj Jain	8
3	IMT in Corneal Inflammatory Disorders	Rajesh Sinha	8
4	IMT in Uveitis	Amit Khosla	8
5	IgG4-Related Orbital Inflammatory Disease	Lalit Duggal	8
6	IMT in Optic Neuritis & Neuro-ophthalmic Inflammation	Anshu Rohtagi	8
7	IMT in Pediatric Ocular Inflammation	Sujata Sawhney	8
8	IMT and Systemic Infections	Atul Gogia	8
9	Discussion		15



MYOPIA SESSION

26-04-2026
10:00 AM - 11:15 AM
Hall - MR 17 - L1

Chairperson	Rohit Saxena
Expert Panel	Rasheena Bansal Nee Pattnaik
Expert Panel	Divya Jain

SN	Title	Speaker	Duration
1	Workup of a case of Myopia	Yogita Gupta	7
2	Role of atropine in Myopia	Aditya Sethi	7
3	Optical treatment in Myopia	Smita Kapoor	7
4	Myopia vs Glaucoma Misdiagnosis	Gazella Bruce Warjri	7
5	Recent update in Myopia Management	Rohit Saxena	7
6	OCT in High Myopia	Vinay Gupta	7
7	A Multimodal Strategy for Myopia Control: Integrating Vision Therapy with Pharmacological and Optical Treatment	Sabreena Hassan	7



FREE PAPER - CORNEA & OCULAR SURFACE III

26-04-2026
10:00 AM - 11:15 AM
Hall - MR 13 - L1

Chairperson	Alka Gupta
Moderator	Prakriti Chourasia
Judge	Aastha Singh
Judge	Shilpi Diwan
Judge	Akanksha koul
Judge	Sumeet Gupta

SN	Title	Speaker	Duration
1	A Prospective Comparative Study Evaluating Changes in Corneal Astigmatism Before and After Pterygium Excision with Conjunctival Autograft at a Tertiary Care Hospital	Patel Yashvi Jashvantbhai	4
2	Ex Vivo Expansion and Characterisation of Amniotic Membrane Epithelial Cells Tuned to Corneal Endothelial Cells	Rammya Rajendra Umbarkar	4
3	A Retrospective Observational Study of Keratometric Changes Before and After Corneal Collagen Cross-Linking in Keratoconus Patients at a Tertiary Care Center	Kenil Mukeshkumar Patel	4
4	Dry eye syndrome in reproductive age group women on oral contraceptives	Anu Tanwar	4
5	Analyzing the change of tear film in patients undergoing small incision cataract surgery at a tertiary medical facility in the bundelkand region.	Harshita Dhekla	4
6	An Evaluation Of the preoperative and postoperative variations in corneal astigmatism after pterygium excision across different surgical techniques	Aarushi Bhatnagar	4
7	From Sacred Sap to Sight Threat: Bilateral Ocular Toxicity Due to Calotropis procera	Monika Yadav	4
8	Efficacy and Safety of the Modified Cretan Protocol in Patients with Post-LASIK Ectasia	Dhrubojyoti Sarker	4
9	Pre-Corneal Tear Film Changes Associated with Eye Cosmetic Use Among Young Adult Females: A Prospective Comparative Study	Savitha Arun	4
10	A Novel Surgical Approach to Refractory Dry Eye: Salivary Gland Transfer	Shreya Singh	4
11	Microsporidial keratitis - A case report	Vishakha Gautam	4



SURGICAL VIDEO - III

26-04-2026
10:00 AM - 11:15 AM
Hall - MR 14 - L1

Moderator	Deepa Sharma
Judge	Rajat Mohan Srivastava
Judge	Reena Gupta
Judge	Ananya Goswami
Judge	Bithi Choudhary
Judge	Vibhuti Mittal

SN	Title	Speaker	Duration
1	Circle to the Rescue : Managing Intraoperative Suction Loss During SMILE Procedure	Himanshu Khandelwal	4
2	Surgical video of phacoemulsification in a complicated cataract secondary to chronic uveitis.	Sonika Chaudhary	4
3	Microincisional Trabeculectomy (MIT) Technique - a cost effective Minimally Invasive Glaucoma Surgery	Anuja Patil	4
4	Ahmed Glaucoma Valve explantation with Tube retention and ligation for a partially Floating Plate and leak in conjunctiva	Archie Gupta	4
5	"A Split Second from Darkness:- Eye Trauma"	Virendra Kumar Bagraniya	4
6	A Window to the Posterior Segment in severe Endophthalmitis	Akshita Aggarwal	4
7	Extruded IOL in sub-tenon: Retrieval and IOL fixation	Sonu Beniwal	4
8	Phacoemulsification with Capsular Tension Ring and GATT : In a Case of Traumatic Cataract with Zonular Dialysis and Secondary Glaucoma	Aditya H R	4
9	Genesis and Resolution of Retained Type 3 Bubble in DALK: A Pictorial Essay	Deeksha Thorat	4
10	Navigating RD in colobomatous eyes	Abhishek Upadhyaya	4
11	Indirect based Fluorescein Angiography at DOs	Kenshuk Marwah	4



SFO (CIPLA)

26-04-2026
12:00 PM - 01:30 PM
Hall - Audi 1 - L2

Chairperson	Lalit Verma
Chairperson	Harbansh Lal
Moderator	Tinku Bali
Moderator	Ikeda Lal
Judge	Rohit Saxena
Judge	Sarita Beri
Judge	S. Bharti
Judge	M. Vanathi

SN	Title	Speaker
1	Team Red (RPC) - C	Prafulla Kumar Maharana
2	Team Red (RPC)	Vinod Aggarwal
3	Team Red (RPC)	Pranita Sahay
4	Team Red (RPC)	Keerthana Kasi
5	Team Yellow (GTB) - C	Ankur Singh
6	Team Yellow (GTB)	Nitika Beri
7	Team Yellow (GTB)	Rajender Prasad
8	Team Yellow (GTB)	Tavishi Singhal
9	Team Blue (GNEC) - C	Subhash C. Dadeya
10	Team Blue (GNEC)	Arshi Singh
11	Team Blue (GNEC)	Aarushi Saini
12	Team Blue (GNEC)	Bhavya Aneja
13	Team Green (CFS) - C	Raghav Malik
14	Team Green (CFS)	Obuli Ramachandran Nandhakumar
15	Team Green (CFS)	Navneet Sidhu
16	Team Green (CFS)	Priksha Lakhlan



INDUSTRY TALK

26-04-2026
11:15 AM - 12:30 PM
Hall - MR 6 - L1

Chairperson	P.V. Chadha
Chairperson	Rajendra Prasad
Co-Chairperson	Madhu Uddaraju
Convenor	Rajiv Bajaj
Co-Convenor	Anjali Sunil Khairnar
Moderator	Rajesh Subhash Joshi

SN	Title	Speaker	Duration
1	Managing Glaucoma through Advanced MIGS	Varun Baweja	7
2	Cracking the Rock: Phacoemulsification in Hard Cataract	Satanshu Mathur	7
3	PC IOLs with Proven Real World Performance	R.P. Singh	7
4	Optimizing Advance Technology IOLs Outcomes with SS OCT Biometer	Parul Sharma	7
5	Optical Innovation Powered by COPE Technology for Complete-Range of Vision: Clinical Outcomes with Aurolab Magnus IOL	Piyush Kapur	7
6	From Monofocal to Advanced Monofocal: Enhancing Astigmatic Outcomes with Intermediate Vision — The Aurolab Essence Toric	Rishi Raj Singh	7
7	Purely Refractive EDOF IOL & its Tranformative Clinical Impact	Rushad Shroff	7
8	Extending Range without compromise with RayOne EMV/EMV Toric	Prateek Kakkar	7



AIOS SYMPOSIUM

26-04-2026
11:15 AM - 12:30 PM
Hall - MR 7 - L1

Chairperson	Jeewan Singh Titiyal
Co-Chairperson	Mohan Rajan
Convenor	Namrata Sharma

SN	Title	Speaker	Duration
1	Plaque Brachytherapy for Tumours of the Eye and Adnexa - An Update	Santosh G. Honavar	7
2	My Long Term Outcomes of Phakic IOLs	Krishna Prasad Kudlu	7
3	AIOS Suraksha for you	Manoj Mathur	7
4	Role of Intracameral Moxifloxacin in Prophylaxis of Post Cataract Surgery Endophthalmitis	Namrata Sharma	7
5	IRIS Repair Procedure	Prashant Keshao Bawankule	7
6	Pediatric Keratoconus	M. Vanathi	7



SPECIAL CASES IN RETINA

26-04-2026
11:15 AM - 12:30 PM
Hall - MR 8 - L1

Chairperson	Raj Pal Vohra
Chairperson	Rajiv Mohan
Convenor	Vinay Kumar Garodia
Moderator	Priyanka Khandelwal
Expert Panel	Ankur Singh
Expert Panel	Saurabh Arora

SN	Title	Speaker	Duration
1	Frosted Branch Angiitis: An Enigma	Ananya Goswami	7
2	Macular Edema Not Responding to Standard Therapy	Ajay Aurora	7
3	Retinal Vascular Occlusions with Unusual Presentations	Chekitaan	7
4	Post-Surgical & Post-Traumatic Retinal Cases	Isha Agarwal	7
5	Retina in Pediatric & Young Patients	Neeraj Sanduja	7
6	When to Observe, Treat or Refer: Decision-Making Pearls	Neha Goel	7
7	Hyperbaric Oxygen Therapy (HBOT) in Retinal Arterial Occlusive Diseases	Anushree Naidu	7



NEWER TOOLS IN OPHTHALMOLOGY

26-04-2026
11:15 AM - 12:30 PM
Hall - MR 9 - L1

Chairperson	Ramesh Chander Gupta
Chairperson	Alka Gupta
Convenor	Varsha G. Belamgi
Co-Convenor	Rajat Mohan Srivastava
Moderator	Amit Garg

SN	Title	Speaker	Duration
1	AI in Ophthalmology: Current Status and the Path Ahead	Radhika Tandon	10
2	Advanced Glaucoma - Diagnostic Pearls	Mayav Movdawalla	7
3	Is Angio OCT Telling us Something Special	Harsh Kumar	7
4	Influence of White-To-White Corneal Diameter on Belin-Ambrosio Deviation nad Tomographic Keratoconus Classification in Indian Eyes	Hitendra Ahooja	7
5	OCT: Where Microns Carry Meaning	Vibhuti Mittal	7
6	Keratoconus Diagnostics: Recent Advances	Gowhar Ahmad	7
7	Using Homemade Inanimate Objects for Teaching Phaco Steps for Beginners	Krishna Kumar Agrawal	7



MASTERCLASS IN GLAUCOMA

26-04-2026
11:15 AM - 12:30 PM
Hall - MR 10 - L1

Chairperson	Manish Shah
Chairperson	Satya Karna
Co-Chairperson	Devendra Maheshwari
Convenor	Medha Prabhudesai
Co-Convenor	Abhishek Chandra
Moderator	Aditi Dubey
Expert Panel	Nitika Beri
Expert Panel	Richa Gupta

SN	Title	Speaker	Duration
1	Clinical Considerations of OPP in the Management of Glaucoma	Kiran Bhanot	7
2	OCT Challenges in Detection and Management of Glaucoma in High Myopia.	N. Z. Farooqui	7
3	Anterior Segment Laser Procedures: Practice to Perfection	Manav Deep Singh	7
4	Trabeculectomy and it's Complications	Anuradha Raj	7
5	Suspected NTG Case: What Next?	Piyush Kumar R. Ramavat	7
6	Steroid Induced Glaucoma	Maneesh Singh	7



INTERESTING CASES - CORNEA & OCULAR SURFACE I

26-04-2026
11:15 AM - 12:30 PM
Hall - MR 12 - L1

Judge	Ritika Mullick
Judge	Aditi Ghosh Dastidar
Judge	Chirag Mittal
Judge	Sridevi Nair

SN	Title	Speaker	Duration
1	Timing is vision : therapeutic penetrating keratoplasty followed by cataract extraction	Keha Agrawal	4
2	The Brown Plaque Trap: Pigmented Fungal Keratitis Mimicking Iris Tissue After Ocular Trauma	Rishita Yadav	4
3	Occult long standing metallic foreign body in lower lid of a child: successful internal approach and removal without scar	Prachi Sharma	4
4	The Sting Behind the Lid: Corneal Edema Secondary to Retained Upper Eyelid Bee Stinger	Mansi Rana	4
5	Tectonic penetrating keratoplasty	Sweta	4
6	Case of Laryngo onycho cutaneous syndrome (LOCS) with bilateral Pyogenic granuloma managed with AMT	Kapil Chalana	4
7	Anterior segment reconstruction following chemical injury	Priyanka kumari	4
8	Goldenhar Syndrome: oculo- auriculo vertebral syndrome	Mehak Bhutani	4
9	A case report of the clinical profile and management outcome of a sterile corneal ulcer with perforation at a tertiary eye care center	Shreejay Bharatbhai Vadher	4
10	Topical Bevacizumab in Post-DALK Interface Haemorrhage: Paediatric Cases	Sunidhi Rauthan	4
11	Descemet's Stripping Endothelial Keratoplasty in a case of Fungal Keratitis: A targeted Approach to Visual Recovery	Deeksha Thorat	4
12	A Rare Case of Pediatric Ocular Injury by Potassium Permanganate	Varleen Kaur	4



UVEITIS SOCIETY OF INDIA (USI)

26-04-2026
11:15 AM - 12:30 PM
Hall - MR 18 - L1

Chairperson	Shishir Agrawal
Chairperson	Amit Khosla
Convenor	Anand Singh Brar
Co-Convenor	Sanjeev Gupta
Moderator	Abhilasha Baharani
Moderator	Somasheila Murthy

SN	Title	Speaker	Duration
1	Differentiating Between Infectious and Non Infectious Scleritis	Somasheila Murthy	10
2	Recent advances in Imaging in Uveitis	Abhilasha Baharani	10
3	Algorithmic Approach in Retinitis	Rohan Chawla	10
4	Masquerades not to Miss	Shishir Narain	10
5	Differential Diagnosis of Choroiditis and its Management	Tanya Jain	10
6	Biologics and JAK Inhibitors – Recent Advances	Richa Pyare	10



INDIAN RETINOPATHY OF PREMATURITY SOCIETY

26-04-2026
11:15 AM - 12:30 PM
Hall - MR 19 - L1

Chairperson	R.V. Azad
Chairperson	Sandeep Mithal
Co-Chairperson	Sarita Beri
Convenor	Pradeep Kumar
Co-Convenor	Naginder Vashisht
Moderator	Vaibhav Sethi

SN	Title	Speaker	Duration
1	Whats new in ROP Screening	Shalini Singh	7
2	Practical Tips for ROP Laser	Gaurav Sanghi	7
3	Anti VEGF Update in ROP	Sushma Jayanna	7
4	Medico Legal Aspects of ROP	Anil Gangwe	7
5	When to and not to Operate in ROP Surgery	Parijat Chandra	7
6	Combatting Aggressive ROP: Rapid Action & Sight Salvage	Kopal Mithal	7



INSTRUCTION COURSE - PTERYGIUM MANAGEMENT: REVOLUTION IN EVOLUTION

26-04-2026
11:15 AM - 12:30 PM
Hall - MR 15 - L1

Chairperson | Alok Sati

SN	Title	Speaker	Duration
1	Conceptual evolution in both primary and recurrent pterygium	Prafull Maharana	10
2	P.E.R.F.E.C. T technique; Is it perfect for primary and recurrent pterygium?	Rishi Sharma	10
3	Pterygium excision with CAG: evolution in securing techniques	Ikeda Lal	10
4	Mini-SLET; primary and recurrent pterygium: Are we going to near zero recurrence?	Sanjay Kumar Mishra	10
5	PER with mini-SLET; have we reached zero recurrence?	Alok Sati	10
6	Discussion		10



VIDEO-BASED PEDIATRIC CATARACT SURGERY – BASIC TO COMPLEX SCENARIOS

26-04-2026
11:15 AM - 12:30 PM
Hall - MR 16 - L1

Chairperson	Suma Ganesh
Chairperson	Anju Rastogi

SN	Title	Speaker	Duration
1	Anterior and Posterior Capsule Management	Reena Gupta	7
2	Prevention of Visual Axis Opacification: Anterior Vitrectomy and Posterior Optic Capture	Chintan Shah	7
3	Pediatric Cataract with Insufficient Capsular Support	Siddharth Madan	7
4	Posterior Lenticonus	Rajat Kapoor	7
5	Pediatric Traumatic Cataract – Tips and Tricks	Vivek Warkad	7
6	PHPV cataract	Shailja Tiberwal	7



INTERESTING CASES - STRABISMUS & NEURO-OPHTHALMOLOGY II & FINALE

26-04-2026
2:00 PM - 3 :15 PM
Hall - MR 16 - L1

Moderator	Vineet Sehgal
Judge	Amar Pujari
Judge	Soveeta Souravee
Judge	Anita Ganger
Judge	Anita Ambasta
Judge	Kalpit P. Shah

SN	Title	Speaker	Duration
1	Correcting the turn-Approach and management of Abnormal head Posture in nystagmus	Yuvika Bansal	4
2	The Wobbly Vision Triad - Diplopia , Nystagmus, and INO	Harshita Garg	4
3	Ciliary Body Cysticercosis: An Unusual Masquerader Presenting as Pediatric Cataract	Lubhavni Dewan	4
4	Neurocysticercosis manifesting as an isolated sudden third nerve palsy; An eye Map for a brain diagnosis.	Anjali Sharma	4
5	Papillitis guiding towards ADEM (Acute Disseminated Encephalomyelitis)-An eye reading the brain.	Anjali Sharma	4
6	Acquired Basic Alternate Exotropia with V-Pattern and Inferior Oblique Overaction: An Interesting Clinical Case	Saurabh Agrawal	4



INTERESTING CASES - RETINA & UVEA IV

26-04-2026
11:15 AM - 12:30 PM
Hall - MR 13 - L1

Judge	Nawazish Fatma Shaikh
Judge	Anurag Narula
Judge	Neha Chawla
Judge	Bhuvan Chanana
Judge	Debarun Sharma

SN	Title	Speaker	Duration
1	Pediatric Ocular Toxocariasis: Clinical and Imaging Features	Vanshika Arora	4
2	Anti-VEGF in the management of tubercular granuloma	Aishwaraya K	4
3	Management of Ocular trauma with Corneal Tear and IOFB: A Multidisciplinary Approach	Nadia Manzoor	4
4	Retina Led Multidisciplinary Management in a Case of Von Hippel–Lindau Disease	Daksh Sharma	4
5	Not All ROP Detachments Are Tractional: An Exudative Variant of Aggressive ROP	Anju Bansal	4
6	The Retina That Led to the Aorta: A Case of Takayasu Arteritis	Sanchita Mehta	4
7	A bone Where It Shouldn't Be: Choroidal Osteoma	Meghna Sethi	4
8	Acute Zonal Occult Outer Retinopathy: Clinical Features, Imaging, and Diagnostic Dilemmas	Vanshika Arora	4
9	Case on CNVM with ARMD	Meghna Saxena	4
10	Herpez zoster retinitis	Sudhir Baburdikar	4
11	A Challenging Case of Peripapillary Pachychoroid	Aruja Gangwani	4
12	Beyond the Yolk: Late-Onset Best Vitelliform Dystrophy Mimicking Acquired Maculopathy with Multimodal Imaging Diagnosis and Remarkable Visual Recovery Following Timely Intervention	Unnati Naveen	4



FREE PAPER - ALLIED OPHTHALMIC SCIENCES & MISCELLANEOUS

26-04-2026
11:15 AM - 12:30 PM
Hall - MR 14 - L1

Chairperson	Karamjit Singh
Judge	Indranil Saha
Judge	Sarita Aggarwal
Judge	Raveesh Bindal
Judge	Suraj Singh Senjam
Judge	V. Rajshekhar

SN	Title	Speaker	Duration
1	Low Level Red Light - A low cost therapy for managing progression of myopia and amblyopia	Ankit Agrawal	4
2	Profile of patients attending ophthalmology emergency- a descriptive study.	Shalvi Chandra	4
3	A vision in peril: Case series on unmasking rare ocular complications of dengue fever	Utkarsh Singh	4
4	Fluent but False: Hallucinations in AI-Generated Ophthalmology Manuscripts	Deepsekhar Das	4
5	Leveraging Artificial Intelligence to Strengthen Parental Compliance in Childhood Progressive Myopia Control	Harsha Saxena	4
6	Type of ocular injuries in rural Adults age 18 years and above reporting to a tertiary care hospital in Jammu city of UT of J&K.	Riya Gupta	4
7	Spectral morphology of Ophthalmic artery: A novel biomarker panel for prediction of hypertensive retinopathy and future cerebrovascular risk	Aastha Gandhi	4
8	Citicoline in Traumatic Optic Neuropathy: Myth or Miracle?	Harshika	4
9	Blunt Ocular Trauma: A Case Series Highlighting Acute Presentation and Delayed Damage	Suyash kumar	4
10	Factors affecting the Academic performance of optometry students in konkan division ,Maharashtra	Moumita Sarkar	4
11	Lens where it doesnot belong: ballooning conjunctiva unmasking a subconjunctival crystalline lens	Pranidhi Sharda	4



THE FIERCE DEBATES OF AIOS-ARCS: STATE SYMPOSIA – “FANNING THE FLAMES”

26-04-2026
12:30 PM - 01:30 PM
Hall - MR 6 - L1

Chairperson	Prashant Keshao Bawankule
Moderator	Shilpi Narnaware
Expert Panel	Rohan Chawla
Expert Panel	Vinod Kumar
Expert Panel	Prateek Teotia
Expert Panel	Avnindra Gupta
Expert Panel	Rajesh Subhash Joshi
Expert Panel	Madhu Uddaraju
Expert Panel	Noopur Gupta

SN	Title	Speaker	Duration
1	Viral Conjunctivitis - I Prefer Symptomatic Treatment/Lubricants	Disha Goyal	5
2	Viral Conjunctivitis - I Prefer Topical Steroids	Akshaya Balaji	5
3	HSV Stromal Keratitis - Oral Acyclovir is Mandatory	Sridevi Nair	5
4	HSV Stromal Keratitis - Topical Steroid is Good Enough	Chirag Mittal	5
5	Unusual AC Reaction on Day 1 Following Cataract Surgery - Must be TASS, Not to Worry	Amber Bhayana	5
6	Unusual AC Reaction on Day 1 Following Cataract Surgery - Be Safe than Sorry	Nikita Gupta	5
7	Early Endophthalmitis - Cataract Surgeon Can Manage	Varun Gogia	5
8	Early Endophthalmitis - Always Refer to a VR Specialist	Nawazish Fatma Shaikh	5



CATARACT EXPERTS

26-04-2026
12:30 PM - 1:30 PM
Hall - MR 7 - L1

Chairperson	Mohan Rajan
Co-Chairperson	Rakesh Mahajan
Co-Chairperson	A.K. Ghai
Convenor	Piyush Kapur
Co-Convenor	Aarti Nangia
Moderator	Rishi Swarup

SN	Title	Speaker	Duration
1	MIOCT Guided Phacoemulsification	Namrata Sharma	7
2	Traumatic Cataract Panorama	Mohan Rajan	7
3	No Capsule Support - No Issue Many Options	Satanshu Mathur	7
4	Small Innovations to Improve your Surgical Results in Cataract Surgery	Sandeep Gupta	7
5	Advanced Freeform Diffractive Profile for Enhanced Optical Performance and Visual Quality	Gaurav Luthra	7
6	Pure Refractive Optics for Daily Range of Vision	S.K. Narang	7
7	Expanding Visual Horizons from distance to Intermediate with Rayone EMV IOL	Rishi Raj Singh	7



WHEN SURGERY SAYS OOPS: WHAT'S YOUR NEXT MOVE?

26-04-2026
12:30 PM - 01:30 PM
Hall - MR 8 - L1

Chairperson	Satanshu Mathur
--------------------	-----------------



YO DEBATE SESSION - WORDSMITH!

26-04-2026
12:30 PM - 1:30 PM
Hall - MR 9 - L1

Moderator	Arshi Singh
Panelist	Varsha G. Belamgi
Panelist	Nisha Bharti
Panelist	Vaishali Tomar
Panelist	Rupak Brahma Choudhury
Judge	Puneet Jain
Judge	Aditi Ghosh Dastidar

SN	Title	Speaker	Duration
1	Preservative free drugs should be standard treatment in all chronic therapy For- Sunandini Bose Against- Abhijay Luthra	Sunandini Bose	3
2	Preservative free drugs should be standard treatment in all chronic therapy For- Sunandini Bose Against- Abhijay Luthra	Abhijay Luthra	3
3	Amblyopia therapy beyond age of 18 has minimal benefit For- Divya Choudhary Against- Ekta Garg	Divya Choudhary	3
4	Amblyopia therapy beyond age of 18 has minimal benefit For- Divya Choudhary Against- Ekta Garg	Ekta Garg	3
5	AI will replace screening in ophthalmology in the next decade For- Nikita Gupta Against- Kriti Nausaran	Nikita Gupta	3
6	AI will replace screening in ophthalmology in the next decade For- Nikita Gupta Against- Kriti Nausaran	Kriti Nausaran	3
7	Free camps do more harm than good For - Dr Dhrubojyoti Sarker Against - Dr Gaurav Gupta	Dhrubojyoti Sarker	3
8	Free camps do more harm than good For - Dr Dhrubojyoti Sarker Against - Dr Gaurav Gupta	Gaurav Gupta	3
9	High-volume surgery compromises quality For - Yash Gala Against - Sonali Verma	Yash Bharat V. Gala	3
10	High-volume surgery compromises quality For - Yash Gala Against - Sonali Verma	Sonali Verma	3
11	SICS vs Phaco: Cost-effectiveness should drive national policy For- Mohd Afzal Against- Akshaydeep Jain	Mohd Afzal	3
12	SICS vs Phaco: Cost-effectiveness should drive national policy For- Mohd Afzal Against- Akshaydeep Jain	Akshaydeep Jain	3



EXPERT CORNER

26-04-2026
12:30 PM - 1:30 PM
Hall - MR 10 - L1

Co-Chairperson	N. Z. Farooqui
Co-Convenor	Paromita Dutta
Moderator	Priyanka Arora
Expert Panel	Poonam Jain

SN	Title	Speaker	Duration
1	Approach to Common Optic Neuropathies	Anita Ambasta	7
2	Glasses to Control Myopic Progression	Kalpita P. Shah	7
3	SLT as Preferred Line of Therapy in POAG.	Neha Midha	7
4	Reanchoring the Runaway: A Surgical Lifeline for Extraocular Muscle Repositioning in Strabismus Surgery	Rasheena Bansal	7
5	Traumatic Phacocoele - Management Pearls	Rakesh Shakya	7
6	Pearls and Oysters: Disc Edema	Soveeta Souravee	7
7	Visual Syndrome we Know Little About	Bithi Choudhary	7
8	Basic Nasal Endoscopy for Lacrimal Surgeons: Why and How?	Obaidur Rehman	7
9	Revision DCR: Why Primary Surgery Fails	Shachi Srivastava	7



INTERESTING CASES - CORNEA & OCULAR SURFACE II & FINALE

26-04-2026
12:30 PM - 1:30 PM
Hall - MR 12 - L1

Chairperson	Sanjiv Mohan
Moderator	Pranita Sahay
Judge	Uma Sridhar
Judge	Sanjiv Mohan
Judge	Hitendra Ahooja
Judge	Rishi Mohan
Judge	Bhupesh Singh

SN	Title	Speaker	Duration
1	Unusual Systemic Associations of Keratoconus: A Multisystem Case Series Revealing Hidden Phenotypic Diversity	Sunidhi Rauthan	4
2	Acid chemical injury to the eye: clinical course and management of a roper–hall grade II burn	Geeta Choudhary	4
3	Insulin in the treatment of non resolving neurotrophic ulcer.	Aiman Manzoor	4
4	A rare-complication of perforated corneal ulcer	Munish Dhawan	4
5	“White Sap, Red Eye: A Toxic Encounter with Calotropis”	Mansi Rana	4
6	Ornidazole Induced Superficial Punctate Keratitis: A Rare Ocular Adverse Effect	Samyak Khetan	4



BEYOND VEGF: LEVERAGING DUAL ANG-2/VEGF-A INHIBITION TO REDEFINE REAL-WORLD OUTCOMES

26-04-2026
12:30 PM - 1:30 PM
Hall - MR 18 - L1

Chairperson	Dinesh Talwar
Expert Panel	Bhuvan Chanana
Expert Panel	Vikram Vinayak Koundanya
Expert Panel	Vinod Kumar
Expert Panel	Tinku Bali
Expert Panel	Deependra Vikram Singh
Expert Panel	Ramesh Venkatesh
Expert Panel	Ruchir Tewari

SN	Title	Speaker	Duration
1	Welcome and Setting the Context	Dinesh Talwar	6
2	My Clinical Experience with Faricimab in nAMD	Ramesh Venkatesh	10
3	My Clinical Experience with Vabysmo in DME	Vikram Vinayak Koundanya	10
4	My Real World Experience with Vabysmo: PCV	Tinku Bali	10
5	Panel Discussion and Audience Q&A with the Panel		20
6	Closing Remarks	Dinesh Talwar	4



THE NEXT ERA IN MYOPIA MANAGEMENT: ADVANCING SCIENCE, UNVEILING INNOVATION

26-04-2026
12:30 PM - 01:30 PM
Hall - MR 19 - L1

Chairperson P.K. Pandey

SN	Title	Speaker	Duration
1	Welcome & Setting the Scene	P.K. Pandey	5
2	Contemporary Myopia Management: Risk Factors and Medical Management	Digvijay Singh	20
3	Redefining Optical Myopia Control: Clinical Evidence and the Next Evolution with H.A.L.T Lenses	Kunal Srivastava	20
4	Expert Discussion & Q&A	All	15



COURSE ON IRIS REPAIR - HAZEM YASSIN

26-04-2026
12:30 PM - 01:30 PM
Hall - MR 15 - L1



NEURO-OPHTHALMOLOGY SESSION

26-04-2026
12:30 PM - 1:30 PM
Hall - MR 16 - L1

Chairperson	Rohit Saxena
Expert Panel	Geetha Srinivasan
Expert Panel	Vineet Sehgal
Expert Panel	Taru Dewan

SN	Title	Speaker	Duration
1	Advances in Hereditary Optic Neuropathy	Satya Karna	7
2	Idiopathic Intracranial Hypertension Update	Digvijay Singh	7
3	Role of OCT in Neuro-Ophthalmology	Anita Ganger	7
4	Clinical applications of Neuroimaging	Vineet Sehgal	7
5	How to Approach Diplopia?	Sumit Monga	7
6	How to Approach Optic Neuritis in Today's Era	Taru Dewan	7
7	Semaglutide and NAION- Vision at Risk	Pooja Kanodia	7



POSTGRADUATES & LEADERS IN OPHTHALMOLOGY

26-04-2026
12:30 PM - 01:30 PM
Hall - MR 17 - L1

Chairperson	Praveen Vashist
Co-Chairperson	Arun Sethi
Convenor	Suraj Singh Senjam
Moderator	Vinita Gupta

SN	Title	Speaker	Duration
1	Systems, Stories & Strategy: Training Leaders for Global Health	Preethi John	7
2	PG Theses: Commonest Pitfalls	Puja Hingorani Bang	7
3	Looking Beyond the Eyes: A Holistic Approach to Postgraduate Teaching	B.K. Gupta	7
4	TBD	Rashmin Gandhi	7



SURGICAL VIDEOS IV & FINALE

26-04-2026
12:30 PM - 1:30 PM
Hall - MR 13 - L1

Chairperson	Bhavna Chawla
Judge	M. Navean
Judge	Manisha Rathi
Judge	Mohammed Sayee Timiri Saqhy
Judge	M. Shiraz Ali
Judge	Yogita Gupta

SN	Title	Speaker	Duration
1	Glassy Intrusion: A Daring Intraocular Foreign Body Extraction	Ashutosh Kumar Gupta	4
2	SAGA OF PVD	Bhanu Priya	4
3	Isolated Solitary Orbital Neurofibroma in absence of Neurofibromatosis	Archana Singh	4
4	From Blunt Trauma to Broken Vision	Priksha Lakhlan	4
5	Tackling a ciliary body mass with cataract: A one step approach	Avneet Kaur	4
6	Echolocator using ultrasound to help the blind person.	Mathew Joseph	4
7	Complicated cataract in uveitis	Prachi Grover	4
8	Fix it up: innovative approach to stabilize dislocated IOL without explantation	Ashutosh Kumar	4
9	Navigating Corneal Scar & Dense Nucleus in a Post-Uveitic Cataract	Asheesh Bajaj	4



FREE PAPER - CORNEA & OCULAR SURFACE IV & FINALE

26-04-2026
12:30 PM - 1:30 PM
Hall - MR 14 - L1

Judge	Manumuraleekrishna
Judge	Noopur Gupta
Judge	Parul Jain
Judge	Inder M. Rustagi

SN	Title	Speaker	Duration
1	Study dry eyes and ocular surface in Vernal Keratoconjunctivitis	Zoobah Tasneem	4
2	From Stage 1 to Stage 5—Ocular Surface Dysfunction as a Clinical Marker of Progressive Chronic Kidney Disease	Geetika Kriti Vashishth	4
3	Comparison of Meibomian Gland Morphology in Evaporative Dry Eye Disease and Normal Eyes	Zohma Ansari	4
4	Anhidrosis to Anisovision: Ocular Surface Disease in an Adolescent with Hypohidrotic Ectodermal Dysplasia	Aarushi Bhardwaj	4



I QUIZ (MANKIND)

26-04-2026
2:00 PM - 3:30 PM
Hall - Audi 1 - L2

.



MASTERCLASS IN CORNEA

26-04-2026
2:00 PM - 3 :15 PM
Hall - MR 6 - L1

Chairperson	Tushar Agarwal
Chairperson	Sujatha Mohan
Co-Chairperson	Alka Gupta
Convenor	Inder M. Rustagi
Moderator	Jeenu Priya
Expert Panel	Parul Jain
Expert Panel	Yogita Gupta
Expert Panel	Saloni Gupta

SN	Title	Speaker	Duration
1	Complication Management in DMEK	Isha Chaudhari	7
2	Dry Eye Analysis and Treatment Options for a Limited Resource Setting	Ankit Agrawal	7
3	Intraoperative Challenges in Keratorefractive Lenticule Extraction	Manpreet Kaur	7
4	Retrieval of the Lost Bubble in BB DALK	Sujatha Mohan	7
5	Surgical Interventions in Viral Keratitis	Rishi Swarup	7
6	Plus and Minus of Manual DALK	Sumeet Gupta	7
7	PUK: Management	Shilpi Diwan	7
8	Minor Salivary Gland Transplantation in Cicatrizing Ocular Surface Disease: How I Do It and What to Expect	Charuta Puranik	7
9	LASIK Complications	Arun Baweja	7
10	Surgical Management of Corneal Hydrops	Bhupesh Singh	7
11	Viral Conjunctivitis: Diagnosis, Differentiation & Early Management	Nishat Hussain	7



NEW INSIGHTS TO PRESERVE SIGHT IN GLAUCOMA

26-04-2026
2:00 PM - 3 :15 PM
Hall - MR 7 - L1

Moderator	Jatinder Singh Bhalla
Expert Panel	Manav Deep Singh
Expert Panel	Viney Gupta

SN	Title	Speaker	Duration
1	New aspects in MIGS	Virendra Kumar Bagraniya	8
2	GATT Refined	Devendra Mhaeshwari	8
3	ACP ST: New Kid on Block	Suneeta Dubey	8
4	ECP: Is it still Relevant	Vanita Pathak Ray	8
5	Advances in IOP Measurement	Shweta Tripathi	8
6	Conjunctiva Speaks: Immune Histochemical Language	Kriti Singh	8
7	AI in Glaucoma	Siddharth Dikshit	8
8	Keynote Lecture	Surinder Singh Pandav	8



WHAT'S NEW IN RETINA

26-04-2026
2:00 PM - 3 :15 PM
Hall - MR 8 - L1

Chairperson	Rajiv Mohan
Co-Chairperson	Rajeev Jain
Moderator	Devesh Kumawat
Expert Panel	Abhishek
Expert Panel	Saurabh Arora

SN	Title	Speaker	Duration
1	Newer Drug Delivery Systems in Retina	Anand Singh Brar	7
2	Long-Acting Anti-VEGF & Port Delivery Systems	Apoorv Grover	7
3	AI in Retina: Screening to Decision Support	Ashu Agarwal	7
4	What Should the Practitioner Adopt Today?	Charu Mithal	7



UVEITIS

26-04-2026
2:00 PM - 3 :15 PM
Hall - MR 9 - L1

Chairperson	Amit Khosla
Co-Chairperson	Kopal Mithal
Convenor	Shalini Singh
Co-Convenor	Pooja Bansal
Moderator	Nawazish Fatma Shaikh
Panelist	Isha Sharma

SN	Title	Speaker	Duration
1	Approach to a Patient with Uveitis	Priyanka	7
2	Classification of Uveitis: Why It Matters	Ashish Markan	7
3	Investigations in Uveitis: How Much Is Enough?	Amitabh Kumar	7
4	Infectious vs Non-Infectious Uveitis: Key Differentiators	Dipankar Das	7
5	Medical Management: Steroids, Immunosuppressants & Biologics	Debarun Sharma	7
6	When to Refer & When to Co-manage	Aditya Kashyap	7
7	Common Posterior Segment Inflammatory Conditions	Neha Mohan	7



DR. T.P. AGARWAL TROPHY

26-04-2026
2:00 PM - 3 :15 PM
Hall - MR 10 - L1

Chairperson	J.K.S. Parihar
Judge	Uma Sridhar
Judge	Shishir Agrawal
Judge	Hitendra Ahooja
Judge	M. Vanathi
Judge	Sandeep Gupta

SN	Title	Speaker	Duration
1	When contact lenses go wrong; complications and preventions	Sheeba Kumar	4
2	Outcome of topography guided ablation with CXL in keratoconus using the NIDEK CXIII with CATz algorithm-Bharat Protocol	Rajat Jain	4
3	Impact of Oral Lactoferrin in Post Refractive Surgery Dry Eye Disease	Himanshu Khandelwal	4
	Added Finalist From Finalist From Free Paper - Cornea & Ocular Surface I Finalist From Free Paper - Cornea & Ocular Surface II Finalist From Free Paper - Cornea & Ocular Surface III		



FREE PAPER - RETINA & UVEA V & FINALE

26-04-2026
2:00 PM - 3 :15 PM
Hall - MR 12 - L1

Judge	Deependra Vikram Singh
Judge	Alkesh Chaudhary
Judge	Neha Goel
Judge	Gaurav Sanghi

SN	Title	Speaker	Duration
1	A hiccup in inheritance: two cases of juvenile macular degeneration	Jessica Sangwan	4
2	When a Common Disease Deceives: fibrinous central serous chorioretinopathy as a masquerader	Vikas Sharma	4
3	Old Technique, New Era: Evaluating Scleral Buckling Outcomes in the Age of Microincision Vitrectomy Surgery.	Anju Bansal	4
4	Now You See Me, Now You Don't!	Ksheerja Pandey	4



INSTRUCTION COURSE - CORNEA 360°: DRY EYE, INFECTION, AND TRANSPLANT BASICS FOR DAILY PRACTICE

26-04-2026
2:00 PM - 3 :15 PM
Hall - MR 18 - L1

Chairperson Rohit Parasnath Gupta

SN	Title	Speaker	Duration
1	Dry Eye Disease Basics: Diagnosis, Classification, and First-Line Management	Rishiraj Singh	7
2	Ocular Surface Optimization Before Any Corneal Surgery	Abha Wadhwan	7
3	Approach to Infectious Keratitis: Clinical Clues and Initial Management	Gaurav Gupta	7
4	Indications for Keratoplasty: When Medical Therapy Is Not Enough	Suruchi Gupta	7
5	Basic Steps of Penetrating Keratoplasty and Overview of Lamellar Techniques / achieving Ultra-THIN DSEK	Aditya Sharma	7
6	Role of Adjunctive Therapies in Corneal Disease: Basics	Jitender Jinagal	7
7	Postoperative Care After Keratoplasty: Graft Monitoring and Common Complications	Rohit Gupta	7
8	Cornea 360°: Dry Eye, Infection, and Transplant Basics for Daily Practice	Rohit Gupta	7
9	Discussion		10



OPHTHALMIC KAROBAAR: PART 1: CHOICES, MODELS & IDENTITY

26-04-2026
1:30 PM - 3 :00 PM
Hall - MR 19 - L1

Chairperson	Rishi Mohan
Co-Chairperson	Sanjiv Mohan
Convenor	Ritin Goyal
Co-Convenor	Vivek Gupta
Moderator	Anshul Goyal
Expert Panel	Neera Agrawal
Expert Panel	Naginder Vashisht
Expert Panel	Rajan Malik

SN	Title	Speaker	Duration
1	Job or Private Practice: What Should a Woman Ophthalmologist Choose?	Neha Mohan	8
2	From Institute to Private Practice: What No One Prepares You For	Rahul Mayor	8
3	Walking Out of the Shadows of Giants in a Generational Practice	Rushad Shroff	8
4	Seeing Eye to Eye? Navigating Partnership in Practice	Gaurav Nagpal	8
5	Premium Practice vs. Low-Cost: Comparative Balance	Rishi Mohan	8
6	Low-Cost OPD: Smart Strategy or Hidden Trap?	Utsav Bansal	8
7	Passion vs Profit: Running a Cornea Practice in a Cataract Refractive World	Rajat Jain	8
8	Beyond Numbers: How Do You Define Success in Private Practice?	S.K. Narang	8



OPHTHALMIC KAROBAAR: PART 2: MONEY, SYSTEMS & SCALING

26-04-2026
3:00 PM- 4:30 PM
Hall - MR 19 - L1

Chairperson	Gaurav Luthra
Co-Chairperson	Vipul Nayar
Convenor	Anshul Goyal
Co-Convenor	Rajeev Jain
Moderator	Ritin Goyal
Expert Panel	Utsav Bansal
Expert Panel	Nipin Garg
Expert Panel	Sham Sunder Gupta

SN	Title	Speaker	Duration
1	Are Ophthalmologists Becoming Commodities? The Brand vs Skill Reality	Tushar Grover	8
2	Insurance Claims: Why You Don't Get Paid (And What You Can Do About It)	Ritin Goyal	8
3	Is Refractive Surgery Really Growing - Or Just Getting Noisier	Gaurav Luthra	8
4	Clinic Space: Rent or Buy — Flexibility vs Long-Term Security	Atul Garg	8
5	Smart Hiring: Key Things to Get Right	Rajeev Jain	8
6	From Two Clinics to One Flagship: Consolidation, Capital and Conviction	Ikeda Lal	8
7	Urban Base, Rural Reach: Making a Satellite Centre Work	Vivek Sharma	8
8	First Centre Profitable... Should You Open Another?	Vivek Gupta	8



INSTRUCTION COURSE - LID RECONSTRUCTION IN DIFFERENT TYPE OF LID MALIGNANCY

26-04-2026
2:00 PM - 3 :15 PM
Hall - MR 15 - L1

Chairperson Meenakshi Wadhvani

SN	Title	Speaker	Duration
1	Anatomy of lid	Ruchi Daruka	10
2	Different type of common lid malignancy	Uddeshya	10
3	Important pearls in lid reconstruction	Praveen Mongre	10
4	Different approaches to manage lid malignancy	Meenakshi	15
5	different type of flap approach to manage lid malignancy	Ashish Gopal	10
6	Lid reconstruction in different type of lid malignancy	Meenakshi Wadhvani	10
7	Discussion		10



INSTRUCTION COURSE - INHERITED RETINAL DISEASES: FROM SUSPICION TO DIAGNOSIS AND MANAGEMENT

26-04-2026
2:00 PM - 3 :15 PM
Hall - MR 17 - L1

Chairperson Richa Pyare

SN	Title	Speaker	Duration
1	When to Suspect an Inherited Retinal Disease	Aashna Agarwal Sachdev	10
2	Case-Based Discussion of Phenotypes of IRD: part 1	Sandeep Kumar Gupta	10
3	Case-Based Discussion of Phenotypes of IRD: part 2	Aashraya Karpe	10
4	Functional Testing in IRD	Stuti Astir	10
5	Approach to Inherited Retinal Disease: Practical Genetic Testing, Counseling, Management, and Referral Pathways, Landscape of Trials and treatment options in IRD	Richa Pyare	10
6	Discussion		15



DR. ARJUN NARANG AWARD

26-04-2026
2:00 PM - 3 :15 PM
Hall - MR 17 - L1

Judge	Prakriti Chourasia
Judge	Kenshuk Marwah
Judge	Rahul Mayor
Judge	Vinod Kumar
Judge	Bithi Choudhury

SN	Title	Speaker	Duration
1	Combined Cataract & Silicone oil removal through Limbal approach.	Priksha Lakhlan	4
2	From Haze to Clarity: Rapid Reversal of IFS Following Femto SILK	Kaveri Dutt	4
3	Surgical Outcome and Saccadic Parameters Following True Muscle Transplantation in Horizontal Comitant Strabismus	Chavi Harkawat	4
4	Evaluating efficacy of subthreshold micropulse focal laser in non centre involving diabetic macular edema.	Swati Sharma	4
5	Quantitative assessment of peripheral choroidal vasculature on UWF ICGA in posterior uveitis using advanced imaging processing techniques.	Ashish Markan	4
6	Endolaser Cyclophotocoagulation during Pars Plana Vitrectomy-Phacofragmentation to Treat Traumatic Lens Drop with Secondary Glaucoma	Aayush Majumdar	4
8	Managing Complicated Cataracts	Prachi Grover	4
9	An Anatomy-Guided Modification of Extracapsular Cataract Extraction in Microcorneas with Iridofundal Colobomas: A Posterior Scleral Incision Approach	Pranita Sahay	4
10	Evaluation of Cross-Linking of Donor Corneas Following Therapeutic Keratoplasty in Cases of Infectious Keratitis	Himanshu Khandelwal	4
	Added Finalist From Finalist from Free Paper - Glaucoma I Finalist from Free Paper - Glaucoma II Finalist from Free Paper - Glaucoma III Finalist from Free Paper - Strabismus & Neuro-Ophthalmology I Finalist from Free Paper - Strabismus & Neuro-Ophthalmology II		



INTERESTING CASES - RETINA & UVEA V & FINALE

26-04-2026
2:00 PM - 3 :15 PM
Hall - MR 13 - L1

Judge	Raj Pal
Judge	Avnindra Gupta
Judge	Deepa Sharma
Judge	B.P. Guliani
Judge	Shilpi Singh

SN	Title	Speaker	Duration
1	Troubled by subretinal silicone oil	Aaditi Anilkumar	4
2	Bilateral cotton wool spots in a patient post Road Traffic accident	Shachi Srivastava	4
3	Unilateral Hypertensive Anterior Uveitis: A Diagnostic Trap	Mehak Raheja	4
4	Bartonella quintana associated Neuroretinitis, presenting as Bilateral Panuveitis with Frosted Branch Angitis : A diagnostic Challenge	Purnamita Saras B.A	4



DR. A.C. AGARWAL TROPHY

26-04-2026
2:00 PM - 3 :15 PM
Hall - MR 14 - L1

Judge	Cyrus M. Shroff
Judge	Dinesh Talwar
Judge	Pradeep Venkatesh
Judge	Sarita Beri

SN	Title	Speaker	Duration
1	Corneal Thickness Under the Cloud of Smoke: A Clinical Perspective	Sukhnoor Kaur	4
2	Retinal and Vitreal Microstructural Changes in Rhino-Orbital-Cerebral Mycosis: An SD-OCT and Histopathological Correlation Study	Ankur Singh	4
3	Role of Intralesional Bleomycin injection for Periocular Capillary Hemangiomas Refractory to Oral Propranolol.	Abhishek Kumar	4
4	Comparative evaluation of phacoemulsification with Kahook Dual Blade excisional goniotomy versus phacoemulsification with microincisional trabeculectomy in primary open-angle glaucoma	Muskaan Bansal	4
5	Evaluating the outcomes of preservative-free medications in glaucoma patients on chronic medications	Dewang Angmo	4
6	To study various outcomes and complications after therapeutic penetrating keratoplasty in fungal corneal ulcers	Bhavana Choudhary	4
7	Spin-flip-stabilize technique for low-energy epinucleus management during phacoemulsification: Outcomes in 3,500 consecutive eyes	Raashid Maqbool Wani	4
8	Real-World Efficacy and Safety of Faricimab in Neovascular Age-Related Macular Degeneration and Diabetic Macular Edema	Ramesh Venkatesh	4
9	Safety of Vitreoretinal Procedures in Pregnant and Lactating Mothers: A Retrospective Study	Shrishti Mishra	4
10	Anterior Scleritis with Secondary Glaucoma in a Young Female with ANA Positivity	Mrida Dutt	4
11	From Fluid to Flat : The Ozurdex Effect in Macular Edema	Priksha Lakhlan	4
12	Stage-Wise Characterization of Choroiditis Using the Blend Function in Ultra-Widefield Imaging	Aayush Majumdar	4
	Added Finalist From Finalist from Free Paper - Retina & Uvea I Finalist from Free Paper - Retina & Uvea II Finalist from Free Paper - Retina & Uvea III Finalist from Free Paper - Retina & Uvea IV Finalist from Free Paper - Retina & Uvea V		



E-POSTER

24-04-2026
8:30 AM - 4:00 PM
Hall - E-Poster Area

SN	Title	Speaker
1	At the apex of vision loss: orbital apex syndrome secondary to sphenoid sinusitis	Sonali
2	When a Parasite Strikes the Retina: A Case of Ocular Toxoplasmosis"	Animishaa Vallabhaneni
3	Preservative-Free Glaucoma therapy: An Indian Perspective	Swapna Satyanandan
4	Eye health misinformation on instagram: A cross-sectional observational study	Parul Mitash
5	Freely mobile foreign body in upper lid: a enigma	Sonia Bhargav
6	A case report of coat's disease	Arohi Vaghela
7	Retinitis Punctata Albescens (Dots that Dim the Dark)	Anjali Roy
8	Bilateral Gustatory Lacrimation in Early Childhood: An Unusual Presentation of Bogorad Syndrome	Navneet Chhabda
9	Case Report of Orbital Cavernous Hemangioma in a Pediatric Patient	Soham Patel
10	An interesting case of unilateral proptosis in young boy.	Khan Shirin Nasir
11	"Chronic Bilateral Anterior Uveitis with Complicated Cataract in a Young Female Associated with Psoriasis: Visual Improvement Following Periocular Steroid Therapy and Intensive Topical Management"	Purusottom Gupta
12	The Iris Volcano:a dome shaped warning of impending angle closure glaucoma.	Zalak Jayendrabhai Patel
13	Traumatic Choroidal Rupture Following Blunt Ocular Injury by Tennis Ball	Rahul Kumar
14	Gyrate atrophy: a silent, progressive chorioretinal dystrophy	Keshav Gaba
15	Burden and Management Patterns of Diabetic Retinopathy in a Rural Retina Clinic of Western Uttar Pradesh: A 6-Year Retrospective Study	Vidushi Gahlot
16	Managing Phacolytic Glaucoma in a Post-Keratoplasty Eye Under Chronic Immunosuppression: A Complex Cataract Surgery Case	Aishwarya Mangalgi
17	Title: A Case Report of Vogt-Koyanagi-Harada (VKH) Syndrome: Rapid Visual Recovery with Pulse Steroid Therapy	Vidit Patel
18	Seeing Double with Balancing Trouble: Miller Fisher Syndrome - A case report	Mayuri Chitre
19	A case report of hemangioendothelioma.	Mansi Vala
20	: A Case report of Myelin Oligodendrocyte Glycoprotein - Antibody associated optic neuritis in a paediatric patient- a steroids responsive autoimmune disease.	Smit Sadaria
21	Clinical spectrum and evaluation of hypertensive retinopathy	Saurabh Mule
22	Normal MRI, Severe Visual Loss: OCT-VEP Correlation in Pediatric Optic Neuritis	Vaishnavi
23	Fusarium Keratitis in Action: From Medical Therapy to Surgical Rescue	Tanvi
24	A Silent Stroke of the Eye: Central Retinal Artery Occlusion Unveiled	Manan Bhardwaj
25	Bilateral cystoid macular edema as a presenting sign of presumed ocular tuberculosis	Debarun Sharma
26	Atypical central serous chorioretinopathy with large retinal pigment epithelial rips	Debarun Sharma
27	Redefining the Lid After Tumour Excision: Outcomes of the Cutler-Beard Technique	Jahnvi Katoch
28	Where there is a will,there is a way	Rinky Agarwal

29	Post-traumatic inferotemporal retinal hemorrhage: a case report	Chinam Aggarwal
30	When Refractive Error Is Not the Answer: Bilateral Macular Pathology in a Child	Shawn Thomas Babu
31	Two decades of stubborn recurrent craniopharyngioma : An ophthalmic outcome	Manan Kumar
32	From Headache to vision crisis: A 10 year old papilloedema journey	Manisha Rani
33	Reconstruction of Congenital Upper Eyelid Coloboma Using the Tenzel Semicircular Flap: A Case Report	Chanchal Dandotiya
34	Chronic Unilateral Proptosis Due to Craniofacial Fibrous Dysplasia	Rohit Pandre
35	Retinal arterial macroaneurysm: a rare but vision-threatening entity.	Abhishek Rathod
36	A Rare Cause of Iris Stromal Loss: Progressive Iris Atrophy Variant of ICE Syndrome	Aarushi Bhatnagar
37	Papilledema with Preserved Visual Fields: Importance of Multimodal Ophthalmic Imaging in Idiopathic Intracranial Hypertension	Harshita Dhekla
38	Sclerocorneal Cyst in an Adolescent: AS-OCT Features and Surgical Management	Mishthi Jain
39	Polypoidal Choroidal Vasculopathy Presenting with Submacular Hemorrhage	Nimmala Raveena Reddy
40	Serous Retinal Detachment in a case of Eclampsia	Neha R Chavan
41	External Ophthalmomyiasis Due to Oestrus ovis: An Unusual Cause of Acute Red Eye	Monika Yadav
42	Traumatic optic neuropathy :a rare case	Yukta Singhi
43	Steroid induced visual morbidity in pediatric vernal keratoconjunctivitis : a preventable complication	Shweta Maheshkumar Kheskani
44	Idiopathic occlusive frosted branch angiitis in an eleven year old male : navigating diagnosis in resource limited setting	Khushbu Devendrakumar Modi
45	Adult Dacryocystocele Misdiagnosed as Failed Dacryocystorhinostomy :A Case Of Lacrimal Sac Papilloma	Ankur Nigam
46	Tectonic stabilization of perforated mooren's ulcer using single-layer dry amniotic membrane grafting	Archi Do Devender Kumar
47	Title: Ophthalmomyiasis Externa: A Rare Case of Ocular Larval Infestation	Nimmala Raveena reddy
48	Ectopic fovea in a young patient, a rare case report	Neelam Kumari
49	Isolated posterior atypical presentation of vogt -koyanagi-harada syndrome in a young girl -a case report	Ankur Nigam
50	Astigmatism : Prevalence, types and visual outcomes in a hospital based study.	Shalini Kumari
51	Comparative Analysis of Central Macular Thickness Changes Following Phacoemulsification Versus Small Incision Cataract Surgery: An Optical Coherence Tomography Study	Ajaydeep Singh
52	Epidemiology and Pattern of Ocular Trauma in Tertiary Care Hospital of North India	Monika Dahiya
53	Hyperhomocysteinemia : hidden thief of sight	Monika Dahiya
54	Beyond Ectopia Lentis: A Clinical Lens into Marfan's Syndrome	Aradhna Mishra
55	Branch Retinal Vein Occlusion: A Vascular Cause of Vision Loss	Ankita Jakhar
56	Papilledema or Pseudopapilledema? Let's End The Conundrum!	Diksha Kumari
57	The Silent Thief of Vision: Interesting case of Cytomegalovirus Retinitis in an Immunocompromised Patient with Pizza pie in Fundus - A Case Report	Prachi Yogeshbhai Vaidankar
58	Acremonium keratitis with healed herpetic eye disease	Ashwani Sharma
59	Two Siblings, One Syndrome: A Family Case of BPES and Surgical Restoration	Anisha R Pillai
60	Role of Topical Insulin in the Management of Non-healing and Non-infectious Neurotrophic Keratitis : A Case Series	Yesha Paresh Patel
61	Tolosa–Hunt Syndrome: A Rare igg4-Related Inflammatory Disorder Presenting with Painful Ophthalmoplegia	Palak Agrawal
62	Unilateral Retinitis Pigmentosa Associated With a Lamellar Macular Hole: A Case Report	Shraddha Singh
63	Subretinal Hemorrhage Presenting as a Raised Intraocular Lesion: A Case Report	Surbhi

64	"From Migraine Relief to Ocular Emergency: Topiramate-Induced Angle Closure"	Kauser Jan
65	Oculocutaneous Albinism with Foveal Hypoplasia: A Case Report	Abhishek Kumar Tripathi
66	Prevalence of colour blindness during medical examination of undergraduate students (NEET-UG Counselling,2025) at LLRM Medical College ,Meerut	Bhavana Choudhary
67	Severe posterior segment damage post firecracker explosion: traumatic choroidal rupture in a child	Mansi H. Vora
68	Role of ultrasonography in evaluation of vitreous hemorrhage	Vanshika Sharma
69	Peripheral Vision Loss as the Presenting Feature of Pituitary Macroadenoma: A Case Report	Pranshu Patel
70	Punctate outer retinal toxoplasmosis (port) — atypical ocular toxoplasmosis	Pallavi Madhok
71	Whispers on the Surface: Elusive OSSN Cases	Anshul A. Garg
72	Tuberculosis associated unilateral optic disc edema: A Rare Presentation	Kanika Rana
73	Reversible Monocular Vision Loss Due to Pituitary Abscess: A Rare Case with Dramatic Visual Recovery Following Medical Management .	Simran Chanana
74	Secondary sulcoflex IOL implantation for post-cataract refractive surprise: a structured reversible approach to residual ametropia	Raashid Maqbool Wani
75	Blinding vernal keratoconjunctivitis with severe conjunctival keratinization in a 12-year-old boy	Nisha Bharti
76	Rare case of bardet-biedl syndrome (bbs)	Sutariya Abhishek Jayantibhai
77	A rare case of Vogt Koyanagi Harada with bilateral steroid induced central serous retinopathy	Priyanka
78	Case report of Neurofibromatosis	Sakshi Negi
79	Living-related conjunctival limbal allograft (Lr-CLAL)	Alankrita Sinha
80	A case report on a Ocular cicatricial pemphigoid PRESENTING AUTHOR -Dr.Jaydeepsinh khant, 3rd year resident doctor, ophthalmology department , mpshah medical college , Jamnagar GUIDED	Jaydeepsinh Khant
81	Laurence–Moon–Bardet–Biedl Syndrome: A Rare Multisystem Disorder with Characteristic Ocular Findings in a Young Adult	Harshika
82	Coralliform Cataract: A Case Report of a Rare Congenital Cataract Variant.	Suman Choudhary
83	A masquerading lesion: a case report of ocular surface squamous neoplasia	Abhishek Kumar
84	Spontaneous Closure Of Traumatic Macular Hole With Corneal Epithelial Defect In A Child: Conservative Management And Visual Outcome	Dipteshkumar Harshadbhai Vasava
85	A CASE OF SQUAMOUS NEOPLASIA IN A 32 YEAR OLD MALE PATIENT	Bhavay Singla
86	Ocular toxoplasmosis masquerading as atypical retinitis in an immunocompromised patient	Gunjan
87	A Foreign Body that Seesaws Vision: Intraconal Metallic Fragment Causing Reversible CRAO in an Intact Globe	Unnati Naveen
88	Sebaceous Cyst of the Eyelid A Case Report with Surgical Excision and Histopathological Confirmation	Lakshya goyal
89	MACULAR SCAR SECONDARY TO CONGENITAL TOXOPLASMOSIS: A CLINICAL CASE REPORT	Shubhangi Maru
90	Blunt ocular trauma in a child	Yashi Pandey
91	"Vision Loss as a Harbinger of Relapse: Bilateral Optic Nerve Infiltration in T-Cell Acute Lymphoblastic Leukemia"	Piyushi Srivastava
92	"Decoding Visual Distortion: Diagnostic Insights into Idiopathic Juxtafoveal Telangiectasia"	Suryansh jaiswal
93	Pythium Keratitis Masquerading as Fungal Corneal Ulcer in a Pseudophakic Eye: A Diagnostic Dilemma with Significant Therapeutic Implications	Unnati Naveen
94	Syphilis-Associated Acute Retinal Necrosis: A Diagnostic and Therapeutic Challenge	Shubhangi Maru



PHYSICAL POSTER

24-04-2026 | 8:30 AM - 4:00 PM
Hall - Poster Area

SN	Title	Speaker
1	Unusual bilateral exudative Retinal detachment in a patient with anterior megaophthalmos	Vaishnavi Gaur
2	Retinoblastoma	Arjundeep Singh
3	A comprehensive analysis of Serum Atherogenic Indices and Insulin Resistance in Retinal Vein Occlusion diseases- cracking the riddle of familial vasculopathy	Dhrubojyoti Sarker
4	When a Common Orbital Sign Leads to an Uncommon Diagnosis	Resham Bhatia
5	To Assess The Role Of Spectral Domain OCT (SD-OCT) in Optic Neuritis	Ankur Nigam
6	To Study the Efficacy and Safety of Lubimoist (Sodium Hyaluronate) 0.1% Preservative Free Ophthalmic Solution in the Management of Dry Eye Disease	Sanjay Chanda
7	Naion - bilateral - young- are we missing something?	Ankit prasad
8	From awareness to action: addressing ocular surface squamous neoplasia (ossn)	Arpit Verma
9	A case of Recurrent, multifocal basal cell carcinoma of upper lid and forehead	Anu Tanwar
10	Eyes a Window to a Silent Storm	Navneet Dhingra
11	Bardet Biedl Syndrome : Exploring the Atypical Presentation of Retinitis Pigmentosa	Pankhudi Sahu
12	Post-Traumatic Nodular Episcleritis Mimicking Bulbar Conjunctival Mass in a Young Adult Successfully Managed with Conservative Therapy	Abhinav Gagneja
13	A twisting cause of diplopia: orbital myocysticercosis masquerading as raised intraocular pressure	Jyotsana sharma
14	Complication profile of intra-scleral haptic fixation of a multipiece intraocular lens in a tertiary eye care hospital	Nitin Kumar Bhatt
15	Ichthyosis Vulgaris with Vision Threatening Ocular Surface Complications: A Case Report	Prashanthini. K
16	Extracting a large live freely floating cysticercosis cyst from the anterior chamber of the eye using visco expression technique: A RARE case report.!	Utkarsh Singh
17	Coexistence of unilateral retinochoroidal coloboma and iris coloboma with bilateral retinitis pigmentosa : an unusual presentation	Darsh Aggarwal
18	Opening eyes, uplifting lives : Psychosocial impact following successful ptosis surgery	Priyanksha Kothari
19	Post-traumatic spontaneous lens absorption associated with anterior staphyloma: A rare clinical presentation	Shreya Kute
20	Lamellar ichyosis with severe bilateral entropion	Nakshatra Rasal
21	Lateral orbitotomy : An effective surgical approach to orbital tumors	Shivani Singh
22	Rhegmatogenous retinal detachment with superior break	Tehmina khan
23	Cutler–Beard Flap Reconstruction for Upper Eyelid Defect After Meibomian Gland Carcinoma Excision	Sudiksha Gupta
24	Necrotising Scleritis Following Glaucoma Surgery in a Patient with Rheumatoid Arthritis: A Challenging Case Report	Haa Meem Intikhab
25	Spectral-Domain OCT Analysis of RNFL Changes Post Phacoemulsification	John Jacob Mathew
26	The Eye as a Diagnostic Window into Niemann–Pick Disease	Bhumish Rai
27	Adult-Onset Ocular Manifestations of Sturge–Weber Syndrome With Exudative Retinal Detachment, Choroidal Detachment, and Secondary Glaucoma.	Vaishnavi kandula
28	A Case of Bilateral Lateral Rectus Palsy Post Typhoid Fever	Ashi Shah
29	When the Kidney Reaches the Orbit: A Rare Metastatic Masquerade	Sonia
30	Bilateral Polypoidal Choroidal Vasculopathy with Choroidal Neovascularisation in an 88-Year-Old Female: A Multimodal Imaging–Based Case Report	Sanjana Bindal
31	Epidemiology aetiology and outcome of paediatric ocular trauma at tertiary care center	Manish Misra
32	Orbital Lymphangioma Presenting as a Long-Standing Conjunctival Mass in an Adult: A Rare Case Report	Vivek BharatBhai Gohil



33	A Floating Calcified Crystalline Lens in Retinal Detachment: A Rare Fundus Finding	Zalak J Patel
34	Study on Indication, Procedure, Complications and Visual Outcome in Simple Limbal Epithelial Transplantation	Dipti Yadav
35	Shield Ulcer in Chronic Vernal Keratoconjunctivitis: Clinical course and Outcome	Gunjan Sharma
36	Giant retinal dialyses	Drishti Khanna
37	Management of Traumatic Cataract : Clinical Challenges , Surgical strategies and Visual Outcomes	Devesh Yadav
38	Comprehensive Analysis of serum biomarkers Vitamin B12 and Homocysteine in Retinal vein occlusion patients.	Vaibhav Chaudhary
39	RE optic disc pit : clinical and optical coherence tomography findings	Suman Kumari
40	Right Eye Optic Disc Pit: Clinical and Optical Coherence Tomography Findings	Suman Kumari
41	Bilateral aniridia with nystagmus and lenticular changes in 12 year old girl	Anil Choudhary
42	When Multiple Systems Speak: CHARGE Syndrome in a One-Year-Old Child	Manan Bhardwaj
43	Title- Bilateral hemolacria in a child associated with hemoptysis, erosive gastritis and anxiety - A rare multidisciplinary presentation	Shweta Chauhan
44	Familial Anterior Segment Dysgenesis: A case report across 2 generations.	Harshita Dhall
45	Photorefractive keratectomy for the management of recurrent corneal erosion in forme fruste keratoconus eye: a case report	Khoirom Yaifabi Chanu
46	Severe Ocular Manifestations of Stevens–Johnson Syndrome in a 17-Year-Old Girl: A Case Report	Surbhi Narula
47	A case of full thickness macular hole	Rachna Choudhary
48	To evaluate the ocular safety profile of carbide guns and document the spectrum of eye injury,treatment options and their visual outcomes.	Sarita Kumar
49	Orbital apoplexy due to occult varices	Megha Sinha
50	Morning Glory Syndrome: A case report	Tripti Pant
51	Caught at the Ora: Early detection, effective management of a case of Retinal Dialysis	Sanjana
52	Silent threat to sight: unmasking stickler syndrome in a pediatric patient – a case report	Urvashi Mishra
53	Chiasmal apoplexy due to cavernous hemangioma	Aashlesha Dharkar
54	Ocular Gnathostomiasis: A Blinding Masquerade of Panuveitis	Priyanka
55	Necrotising scleritis - a case report	Haa Meem Intikhab
56	Ankyloblepharon A-Rare Congenital Eyelid Anomaly in an 8-Month-Old Male Infant -A case report	Madhu Yadav
57	“Neurofibromatosis Type 1 in a 14-Year-Old Girl Presenting with S-Shaped Upper Eyelid Deformity, Proptosis, Lisch Nodules, and Café-au-Lait Macules.”	Madhu Yadav
58	“Clinical Spectrum, Management and Outcomes of Firecracker-Related Ocular Injuries in Adults Aged 18–50 Years: A Six-Patient Case Series Highlighting Amniotic Membrane Transplantation”	Madhu Yadav
59	Clinical Management and Systemic Drivers of Peripheral Ulcerative Keratitis: A Case Series on Saving the Melting Cornea Through Integrated Surgical and Targeted Systemic Medical Therapy	Soliha Bashir
60	Herpes zoster induced optic neuritis-a case report	Aishwarya Gupta
61	Glaucoma drainage devices in uveitis patients : case series	Vishal Katiyar
62	Chronic progressive external ophthalmoplegia with bilateral ptosis : A case report	Surbhi Narula
63	Oculomotor nerve palsy	Sanchita Jain
64	Understanding eales disease	Anand Chandrakant Patil
65	Ocular toxoplasmosis - Its progression & recurrence	Vaishanavi Hanumant Kale
66	Ciliochoroidal cleft after blunt trauma	Pranav Rishi Aggarwal



OPHTHALMIC PHOTOGRAPHY

24-04-2026
8:30 AM - 4:00 PM
Hall - Ophthalmic Photography Area

SN	Title	Speaker
1	Uninvited Guests: Post-LASIK Epithelial Ingrowth	Hardik Gupta
2	The Sun Behind the Clouds: A Papillomatous Veil Over the Ocular Surface	Jahnvi Katoch
3	The sun behind the Cclouds: A papillomatous veil over the ocular surface	Jahnvi Katoch
4	Stitched by nature- tracing the tangled threads of the inner eye	Vivek Gohil
5	The Silent Intruder (Freely Floating Cysticercosis in the Anterior Chamber – A Rare Ocular Encounter)	Utkarsh Singh
6	String of Pearls: Conjunctival Inclusion Cysts – Rare and Atypical Manifestation in Chronic Vernal Keratoconjunctivitis	Yash Gala
7	Intra ocular lens opacification	Preeti Yadav
8	Persistent pupillary membrane	Akanksha Dass
9	Ocular Manifestations of Severe Pancytopenia: A Case of Anemic Retinopathy in Chronic Alcoholism	Anita Ganger
10	A rare case of bilateral pellucid marginal degeneration with corneal scarring post hydrops	Isha Chaturvedi
11	Ocular Manifestations of Severe Pancytopenia: A Case of Anemic Retinopathy in Chronic Alcoholism	Anita Ganger
12	Cataracta Pulverulenta: From Dawn to Dusk	Vibha Dhiman
13	The "rooted" tumor: A clinical picture of a typical corneal OSSN	Puneet Jain
14	Lets "Phlyc" round and round: Phlyctenular Keratoconjunctivitis	Yash Gala
15	Gyrate atrophy:chorioretinal degeneration	Padma Chorol
16	"Dusk Within the Eye: A Sea of PFCL and a Sun of Cataract"	Swati Sharma
17	The Frozen shore - where inflammation meets the tear film.	Sonam Gill
18	A Rare Presentation of a Horizontally Subluxated Cataractous Lens Prolapsing into the Anterior Chamber	Bhavya Aneja
19	"Scars of Impact: A Repaired Eye's Silent Story"	Abhishek Kumar
20	Candle on the Cake	Rajwinder Kaur
21	When The Retina Paints:The Art Of Pattern Dystrophy	Anjali K
22	Anterior staphyloma Thinning+ ectasia of cornea Lined by uveal tissue , giving it bluish appearance	Prachi Saraswat
23	"Not the night sky, just the eye — a moon-shaped PCO stealing clarity."	Ashi Shah
24	"Silicone Oil Pearls in the Anterior Chamber"	Virendra Kumar Bagraniya
25	The Emerald Parrot	Mona Rani
26	Lenticular Annularity: The Ring of Fire	Mona Rani
27	Bilateral Persistent Pupillary Membrane	Akanksha Dass
28	Limbal Dermoid at the Corneoscleral Limbus: Clinical Features, Differential Diagnosis, and Management Approach	Madhu Yadav
29	A Ringing Reminder	Aishwarya Gupta
30	The evil eye in myopia- a curse on the clarity or blurring reality?	Aastha Gandhi
31	Vanishing light: hypoautofluorescent macular core in stargardt	Daksh Sharma
32	Dense Pupillary Membrane With Star-Shaped Configuration	Ayushi Bansal
33	Buy one , get one free- The Double Disc Edition	Harshita Garg



34	Spectacle Inside The Eye	Ashutosh Kumar Gupta
35	Anterior Segment Sequelae Of Chronic Disease And Prior Surgery	Ayushi Bansal
36	Limiting The Tide	Daksh Sharma
37	Lamellar (Zonular) Congenital Cataract – Clinical Photograph	Aishwarya Gupta
38	Ruptured Crystalline Lens	Aishwarya Gupta
39	Laser Induced Retinitis	Nikita Gupta
40	Blood and Thunder: A snapshot of vision loss	Bijoyata Reang
41	Freely Floating Cysticercosis in the Anterior Chamber – A Rare Ocular Encounter	Utkarsh Singh
42	Whispers of a Forgotten Vessel	Chavi Harkawat

DOS Skill Transfer Program
DOS STP
BATTLE OF THE BLADES



— for PG Ophthalmology Students —
Where Future Surgeons Compete and Shine

— First time at DOS —
A high-energy wet lab competition

— Format —
1 MENTOR + 4 MENTEES
Mentor - Faculty/ Consultant / Senior Resident
Mentee - Postgraduate

— Competition —

- > 4 basic surgical tasks
- > Rotation through skill stations
- > Time - 20 minutes

— Judging Criteria —

- > Tissue handling
- > Precision
- > Speed
- > Technique



Learn. Compete. Excel.

Exciting Surgical Instrument Set By
Joja Surgicals

Co-ordinator
Dr. Pranita Sahay



Bluetooth Headphones

Battle of the Blades

02:00 PM - 3:30 PM | Wetlab Area | 25th April

SN	Team	Institute	Mentor	Mentee
1	Team AANDHI	R P Centre for Ophthalmic Sciences, AIIMS, Delhi	Tapashree Ghosh	Nishtha, Arya, Divyansh, Amandeep
2	The Visual Cortex Crew	ESIPGIMSR new delhi	Prakriti Chaurasia	Shashi Kumawat, Bhumika Madan Manan Bhardwaj, Komal
3	CFS Dwarka	Centre For Sight, Dwarka, New Delhi	Tulika Chauhan	Jyoti Yadav, Divya Datta Ikshita Chandel, Malvika Tak
4	Team Santoshian	Santosh Medical College, Ghaziabad	Sarita Aggarwal	Vanshika Sharma, Ashwani Sharma, Lav, Nandita Aggarwal
5	Team Toofan	R P Centre for Ophthalmic Sciences, AIIMS, Delhi	Ayesha Salam	Piyali, Sreenivas, Vishwa Ankush Kamboj
6	Ocular Ninjas	DDU	Yogita Gupta	Aditi, Kashish, Chhavi, Debadri
7	The Ocular Titans	Lady Hardinge Medical College	Piyush Ramavat	Vaibhav Shingolkar, Anjali Sharma Sweta, Mushrifa
8	Sharp Visionaries	VMMC	Anurag Narula	Lakshay Yadav , Nuprinder Singh Paridhi, Himani Sharma
9	Knights	R P Centre for Ophthalmic Sciences, AIIMS, Delhi	Priyadharshana	Vinodh C, Purnamita Saras Aniket Laxmikant Ramteke Pooja Yadav
10	Blade Masters	Guru Nanak Eye Centre, MAMC	Siddharth Madan	Mehak Gupta, Bhavya Padma, Swarna
11	Powerpuff Quartet	ABVIMS AND RML HOSPITAL	Panchmi Gupta	Prachi Jayant, Shireen Ahmad Preeti Yadav, Aishwarya Somanathan
12	Nagahara Ninjas	R P Centre for Ophthalmic Sciences, AIIMS, Delhi	Anand Pathak	Piyush Adchitre, Aditya Chaini Prannya Arora, Rahul Maheshwari
13	GNEC Blades	Guru Nanak Eye Centre, MAMC	Annu Joon	Rahul, Shireen Gupta Jyoti Garg, Diksha Kumar
14	Final Cut	Guru Nanak Eye Centre, MAMC	Avani Hariani	Yashita Ra, Pushkar Rangar Namita Kedia, Avinash Pradhan
15	Microsurgical Mavericks	R P Centre, AIIMS	Abhishek	Akansha, Vatsal Megha, Himanshi
16	UCMS	UCMS	P K Sahu	Aadya Sinha, Muskan Chaudhary Pragya Gupta , Krati Gupta

DOS SKILL TRANSFER PROGRAM

DOS STP

Module-Based Learning at Annual DOS

Register for the Following Academic Modules:

- Cataract & IOLs
- Glaucoma Module
- Cornea Module
- Retina Module
- Refractive Module
- Ocular Aesthetics Module
- Contact Lens Module

Each module will offer comprehensive and surgical hands-on learning under the guidance of experienced experts in the respective subspecialties.

	Lab A Appa	Lab B	Lab C
10-11 am	Cataract Module 1 (Phaco/SICS/Anterior Vitrectomy/Iris claw)	Glaucoma 1 (Trab/AGV/I-stent/KDB)	Refractive + Retina 1 (Phakic IOL/Microkeratome Lasik/intra-vitreous injection)
11-12 pm	Cataract Module 2 (Phaco/SICS/Anterior Vitrectomy/Iris claw)	Paul Glaucoma Implant 1	Refractive + Retina 2 (Phakic IOL/Microkeratome Lasik/intra-vitreous injection)
12-1 pm	Cataract Module 3 (Phaco/SICS/Anterior Vitrectomy/Iris claw)	Cornea 1 (PK / Suturing/ DSEK/ DMEK/ DALK/ Temporary Keratoprosthesis/ Corneal Gluing / AMG)	Botox Course
1-2 pm	Cataract Module 4 (Phaco/SICS/Anterior Vitrectomy/Iris claw)	Cornea 2 (PK / Suturing/ DSEK/ DMEK/ DALK/ Temporary Keratoprosthesis/ Corneal Gluing / AMG)	Refractive + Retina 3 (Phakic IOL/Microkeratome Lasik/intra-vitreous injection)
2-3 pm	Battle Of Blades	Paul Glaucoma Implant 2	Glaucoma 2 (Trab/AGV/I-stent/KDB)
3-4 pm	Battle Of Blades	Cornea 3 (PK / Suturing/ DSEK/ DMEK/ DALK/ Temporary Keratoprosthesis/ Corneal Gluing / AMG)	



76th Annual Conference of Delhi Ophthalmological Society



24th to 26th April, 2026 | Bharat Mandapam, Pragati Maidan, New Delhi

DOS SKILL TRANSFER PROGRAM (DOS STP)

Botulinum Toxin Workshop



Saturday 25-04-2026

12:00 PM- 1:00 PM

Venue - Wet Lab C



Topic:

Basics of Toxin and Functional Conditions

Speaker

Dr. Mridula Mehta



Topic:

Preparation and Dosing of Toxin

Speaker

Dr. Pallavi Singh



Topic:

Role of Botulinum Toxin in Management of Blepharospasm and Hemifacial Spasm

Speaker

Dr. Saurabhi Khurana

Course Highlights

- Step-by-step demonstration of injection technique
- Hands-on injection experience on mannequin
- Periocular anatomy and safe injection points
- Practical tips, dosing pearls, and complication prevention

Ideal For

- Residents
- Fellows
- Practicing Ophthalmologists



76th Annual Conference of Delhi Ophthalmological Society

24th to 26th April, 2026
Bharat Mandapam, Pragati Maidan, New Delhi

DOS QUIZ

DOS EYENESS QUIZ

Think Fast. See Sharp. Win Big.

24-04-2026 | 5:00 PM Onwards

Audi 1 - L2

DOS TAK: Rapid Eye Quiz

Sharpen your mind. Test your knowledge

25-04-2026 | 12:30 PM - 01:30 PM

MR 18 - L1

Dr. V. K. Kalra Trophy Quiz

25-04-2026 | 5:00 PM - 6:30 PM

Audi 1 - L2

Quiz - HisEyeness

26-04-2026 | 10:00 AM - 11:00 AM

Audi 1 - L2

i-Quiz

The Ultimate Ophthalmology Quiz

26-4-2026 | 2:00 PM - 3:30 PM

Audi 1 - L2



76th Annual Conference of Delhi Ophthalmological Society

24th to 26th April, 2026
Bharat Mandapam, Pragati Maidan, New Delhi



Live Performance By

MONALI THAKUR

DOS Gala Night

25th April, 7pm Onwards

Mallu Farms, Chattarpur,

Delhi

TRADE PARTNERS

AB Medisurg Pvt. Ltd.	Lab Medica Systems Pvt. Ltd
AbbVie Therapeutics India Pvt. Ltd	Lavanya Jewellery Boutique Kolkata
Advanced Ophthalmic Innovations Pte Ltd	Madhu Instruments Pvt Ltd
Ajanta Pharma	Mankind Pharma-Ocularis Division
Akrovis Pharmaceuticals Pvt. Ltd	Matronix Optotechnik
Akshi Medicals Pvt Ltd	Medelec Instruments
Alcon Labs India Pvt. Ltd	Mehra Eyetechn Pvt. Ltd
Alembic Pharmaceuticals Ltd	Metro System
Appasamy Associates Pvt. Ltd	Micro Labs Ltd
Aromed Pharmaceuticals Pvt. Ltd	My Healthskape Medicals Pvt. Ltd.
Artificial Learning Systems	National Handloom Corporation
Aurolab	National Industrial Company
Basco India	National Jewellers
Bausch & Lomb	Neomedix Healthcare India Pvt. Ltd.
Bayer Pharmaceuticals Pvt. Ltd	NRI Vision Care
BioMedix Optotechnik & Devices pvt. Ltd	Omni Lens Pvt. Ltd
Biotech Vision Care Pvt. Ltd	Ophthalmic Marketing and Services Pvt. Ltd.
Bivisine International	Optitech
BVI	Perk Surgicals
Care Group Sight Solution Pvt. Ltd.	Pharmtak Ophthalmics I Pvt. Ltd
Centaur Pharmaceuticals Private limited	Photo Vision
Cover You	Plus Surgicals
Darelooks Premium Clothing	Protech
Diya Creation	Raymed Ophthalmic Pvt Ltd
DSS Imagetech Pvt. Ltd.	Rayner
Entod	Remidio
Epsilon Eye Care Pvt. Ltd.	Retikare Private Limited
Essilor India Pvt. Ltd	Roche Product India P.Ltd
Excellent Hi-Care Pvt. Ltd	RSM Ophthawin
Eye Care Products Delhi	Sapient Laboratories Pvt. Ltd
Eye Glance India	Sentiss Pharma Pvt. Ltd
EyeQ	Shree Ganapati Appliance
G. Surgiwear Ltd. (India)	SPN Instruments
Global Ophthalmic Pvt. Ltd	Staar Surgical India Pvt Ltd
His Eyeness	Sun Pharma
HOYA MEDICAL INDIA PVT LTD	Sunways



Incise Infotech Ltd	Surgitech Innovation Pvt. Ltd
Indo Webal Surgical	Suta Gandha
Intas Pharmaceuticals Ltd	Tanishqa Surgical Co.
IPCA Laboratories	Towa Sales Corporation
iRx Pharmaceuticals Pvt. Ltd	Unitech Vision
Iscon Surgicals Limited	Venus Surgitech
Jaggi Brothers	Vision Kraft Technologies
Jaypee Brothers Medical Publisher Pvt Ltd	Vision World
JB Pharma	VSY Ophtahmic India Pvt. Ltd
Jharna Metal	Zeiss
Johnson & Johnson	Zivira
Joja Surgical Pvt Ltd	Zydus
KLB Instruments Co. Pvt. Ltd.	

For Query



76th Annual Conference of Delhi Ophthalmological Society

24th to 26th April, 2026
Bharat Mandapam, Pragati Maidan, New Delhi

Scientific Commitment & Registration

Rohit Marwah (9910488722)
Arun (7982317138)

Sharique Ahsan (9958880822)
Bhageshwar Dutt (8178727700)

Hotel Accommodation

Bishan Kumar (9599819332)

Transport

Manjeet Singh (9717626667)

Venue Entry

Abhishek Singh (9667793204)

Inside Venue

Nandan Bisht (9873862231)

Audio Visual

Nayak (9999352434)

Fabrication

Balveer Singh (9873885596)

Sodium Hyaluronate Eye Drops 0.18% w/v

with Trehalose 3%

HYMOSS-T[®]

हाईमोस-टी

Acts on Tear film instability & hyperosmolarity

Promotes Cellular Regeneration

Reduces Inflammation



Syntho
Pharmaceuticals
Pvt. Ltd.

WHO GMP CERTIFIED COMPANY



Dr. Prafulla Kumar Maharana
Secretary-Delhi Ophthalmological Society

A-23, First Floor, Green Park Main, New Delhi - 110016, Delhi

✉ conferences@dosonline.org 🌐 www.dosonline.org ☎ +91-11-43018576