



75th Annual Conference of the Delhi Ophthalmological Society 13 - 15 June, 2025

Bharat Mandapam
Pragati Maidan, New Delhi
(Venue of G20 Summit)

Scientific Program



Invitation

Welcome to the 75th Annual Conference of the Delhi Ophthalmological Society

Dear Colleagues, Friends, and Esteemed Guests,

It gives us immense pleasure to welcome you to the **75th Annual Conference of the Delhi Ophthalmological Society**, a momentous occasion marking the diamond jubilee of our society's illustrious journey.

Over the past 75 years, the Delhi Ophthalmological Society has been at the forefront of advancing eye care, fostering innovation, and building a community of dedicated professionals committed to improving vision and enhancing lives. This year's conference is a tribute to this remarkable legacy, and it also serves as a beacon for the future of ophthalmology.

The 75th Annual Conference promises an extraordinary lineup of scientific sessions, keynote addresses, panel discussions, and workshops led by eminent experts from across the globe. Whether you're here to share knowledge, explore the latest technological advancements, or connect with peers, this conference offers an unparalleled platform for learning, collaboration, and inspiration.

We are proud to host this milestone event at Bharat Mandapam, the latest jewel in the crown of India, in the vibrant city of Delhi, a place steeped in history and culture that beautifully mirrors our society's journey—rich in heritage yet forward-looking.

On behalf of the Delhi Ophthalmological Society, we extend our deepest gratitude to all our speakers, sponsors, and organizing committee members, whose tireless efforts have made this conference possible. We also warmly welcome our participants, particularly the young ophthalmologists who represent the future of our profession.

We invite you to explore the wealth of knowledge, innovations, and opportunities that this conference has to offer. Let us together celebrate the spirit of discovery, the strength of our community, and our shared vision for a brighter future in eye care.

Welcome to the 75th Annual Conference of the Delhi Ophthalmological Society—where legacy meets innovation.

Rohit Saxena
President

Prafulla Kumar Maharana
Secretary

Kirti Singh
Treasurer



Executive Committee



Prof. Rohit Saxena
President



Dr. Prafulla Kumar Maharana
Secretary



Prof. Kirti Singh
Treasurer



Prof. Rajesh Sinha
Vice President



Dr. R.P. Singh
Joint Secretary



Dr. Rahul Mayor
DJO Editor



Dr. Bhupesh Singh
Library Officer



Dr. Ritin Goyal
Executive Member



Dr. Rakesh Gupta
Executive Member



Dr. Ikeda
Executive Member



Dr. Siddharth Madan
Executive Member



Dr. Anu Malik
Executive Member



Dr. Pranita Sahay
Executive Member



Dr. Deepa Sharma
Executive Member



Dr. Ankur Singh
Executive Member



Dr. Jatinder S. Bhalla
DOS Representative to AIOS



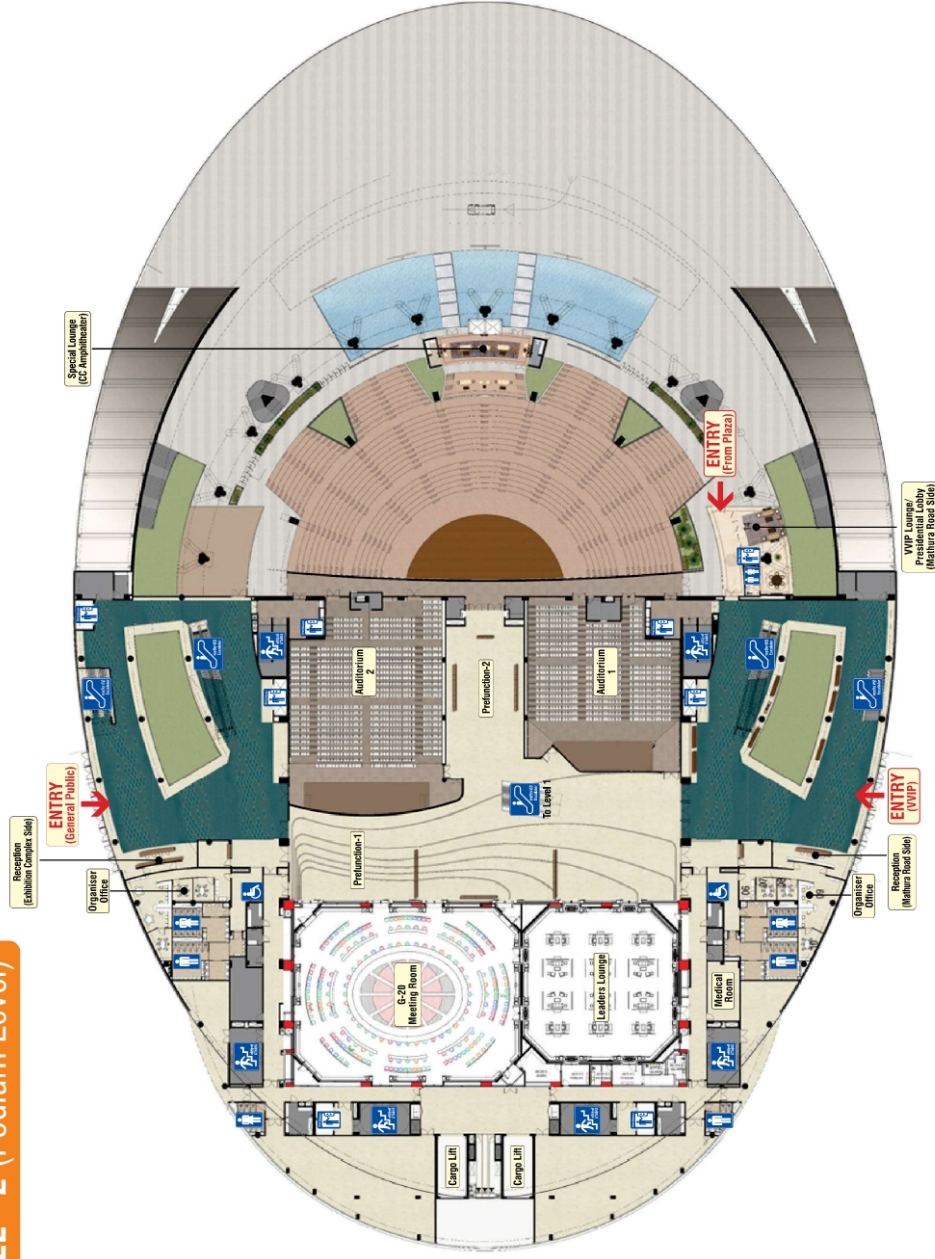
Dr. Rajendra Prasad
DOS Representative to AIOS



Dr. Alkesh Chaudhary
Ex Officio Member

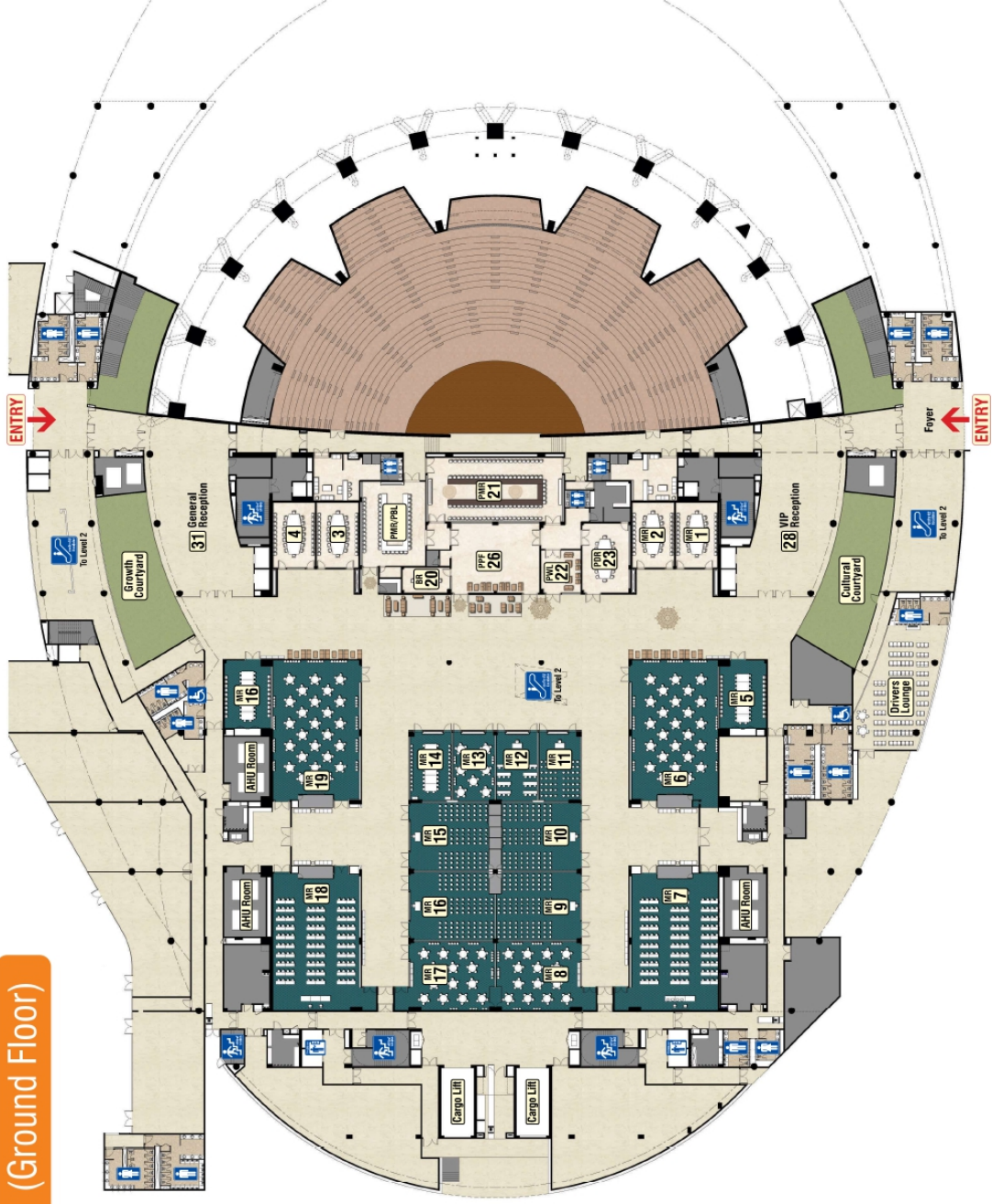


LEVEL - 2 (Podium Level)



Size: 24 x 18 inch (Q-1)

LEVEL - 1 (Ground Floor)





DAY 1

Date	Auditorium 1	Time	MR 19 Hall A	MR 18 Hall B	MR 17 Hall C	MR 16 Hall D
13/06/25	Live Surgery (8:00 AM -6:40 PM)	8:30 AM-9:45 AM	Teachers of Tomorrow	Dr. T. P. Agarwal Trophy Prelims	Dr. Arjun Narang Trophy Prelims	Free Paper - Cataract I
13/06/25		09:45 AM - 11:00 AM		Dr. A. C. Agarwal Trophy Prelims II	Free Paper - Glaucoma I	Free Paper - Retina I
13/06/25		11:00 AM-12:30 PM		Ophthalmology and Challenges (11:00 AM - 1:00 PM)	Interesting Cases - Pediatric Ophthalmology, Strabismus & Neuro-Ophthalmology I	Free Paper - Retina II
13/06/25		12:30 PM - 1:45 PM	STWS Session by ICMR	Ophthalmology and Challenges (11:00 AM - 1:00 PM)	Dr. A. C. Agarwal Trophy Prelims III	Surgical Videos I
13/06/25		1:45 PM - 3:00 PM	Ophthalmology Case Files I	Interesting Cases - Retina I	Free Paper - Cornea I	Surgical Videos II
13/06/25		3:00 PM-4:15 PM	Hopscotch with Glaucoma	Interesting Cases - Retina II	Free Paper - Miscellaneous I	Interesting Cases - Cornea & Ocular Surface I
13/06/25		4:15 PM-5:30 PM	DOS Quiz – VK Kalra Trophy	Free Paper - Pediatric Ophthalmology, Strabismus & Neuro-Ophthalmology I	Dr. A. C. Agarwal Trophy Prelims I	Free Paper - Retina III



DAY 2

Date	Time	Auditorium 1	Auditorium 2	Auditorium 2A	Time	MR 19 Hall A
14/06/25	8:30 AM-9:45 AM	ABCs of Phacoemulsification	Glaucoma: Key Concepts for New Practitioners	Corneal Practice Essentials	8:30 AM-9:45 AM	Newer Horizons in Ophthalmology
14/06/25	09:45 AM - 11:00 AM	H. I. P. (Fast Fact & Key Takeaways)	Current Scenario of AI in Ophthalmology – An Update	Next-Gen Phaco	09:45 AM - 11:00 AM	Court Martial
14/06/25	11:00 AM-12:30 PM	OPL	International Retina Session by Maria Vadala (11:00 AM - 11:30 AM) + Practice Efficiency and Medico Legal Aspects in Ophthalmology (11:30 AM - 12:30 PM)	Learn From The Masters	11:00 AM - 12:15 PM	Modern IOL Solutions: Precision and Personalization
14/06/25	12:30 PM - 01:30 PM	AIOS Symposium (12:30 AM - 01:45 PM)	Ophthalmic Challenges: Real Cases, Tough Decisions	What's new in Ophthalmology	12:15 PM - 01:30 PM	All Round Approach To Ocular Allergy
14/06/25	1:30 PM - 2:45 PM	Through the Eyes of Experts: Mastering the Art of Ophthalmology (1:45 PM - 2:45 PM)	Strabismus Simplified	ICL Sizing decoded	2:00 PM - 3:15 PM	KBC Quiz
14/06/25	2:45 PM - 4:00 PM	Orations	Mastering Cataract Surgery & IOL	Retina Advances	3:15 PM - 4:30 PM	What is Latest in Microbial Keratitis
14/06/25	4:00 PM-5:15 PM	DOS Grand Quiz (Ajanta Pharma)	Glaucoma Surgical Extravaganza	Thyroid Eye Disease – Integrated Learning Module	4:30 PM - 5:45 PM	Focus Forward: IOLs and the New Era of Phaco



Time	MR 18 Hall B	MR 17 Hall C	MR 16 Hall D	MR 6 Hall F	MR 7 Hall G	MR 8 Hall H	MR 15 Hall I	MR 11 Hall J
8:30 AM-9:45 AM	Challenges and Innovations in Ophthalmology	Contact Lenses for Myopic Eyes: From Correction to Control	YO's sharing their journey of navigating difficulties in different stages of career	Orbit & Oncology Essentials	Little Eyes, Big Challenges: Paediatric Ophthalmology Today	From Scan to Shot : Spectrum of Retinal Care	Ophthalmic Surgery: Practical Tips	Free Paper - Ocular Oncology
09:45 AM - 11:00 AM	The High Stakes Retina : Case-Based Reflections and Best Practices	Buffer 1	Glaucoma Basics Revisited	Symposium - Biometry	IIRSI Session	Paradigms and Dilemmas in Diagnosis and Management of Keratoconus : Cornea Surgeons Perspective	Art and Science of Ocular Aesthetics	Free Paper - Miscellaneous II & Finale
11:00 AM - 12:15 PM	Ocular Surface Reconstruction Explained (11:15 AM - 12:45 PM)	OR to AI: Evolving Frontiers in Postgraduate Teaching Session	Tele-Ophthalmology Society of India Session	DALK Step by Step – A Simple Approach	All About Diabetic Retinopathy – A VRSI Session	UKSOS Session	YO Session	Interesting Cases - Uvea
12:15 PM - 01:30 PM	Myopia Management Symposium (12:45 PM - 01:30 PM)	Residency Plus: Bridging Residency and Global Fellowship	Applied Ocular Genetics in Clinical Practice	Surgical Excellence in Cataracts : A RSOS Session	Innovations and Update a Perspective - UPSOS	Dry Eye: Evolving Diagnostics and Care	Interesting Cases - Glaucoma I	Free Paper - Uvea
2:00 PM - 3:15 PM	Peripheral Ulcerative Keratitis	Inflammation and Eye	Young Eye Surgeons Session	Mixed Bag - HOS Session	The Unsolvable Case – “What Would You Do?”	EBAI Session	Glaucoma Plus Session	Surgical Videos III
3:15 PM - 4:30 PM	WOS Session	What New Am I Working On ?	Glaucoma Advances	Bangalore Ophthalmic Society Session	Ophthalmic Trauma: A Vision for the Future & Chemical Burns: An Update	When Going Gets Tough	Cornea Debate	Free Paper - Community Ophthalmology & Allied Ophthalmology
4:30 PM - 5:45 PM	Neuro-Ophthalmology Session	Free Paper - Glaucoma II	Ophthalmology Case Files II & Finale	Interesting Cases - Cornea & Ocular Surface II	Free Paper - Cataract & Miscellaneous	Free Paper - Cornea II	Interesting Cases - Retina III	Surgical Videos IV



DAY 3

Date	Time	Auditorium 1	Auditorium 2	Auditorium 2A	Time	MR 19 Hall A	MR 18 Hall B
15/06/25	8:30 AM-9:45 AM	Diseases to Difficulties: Phacoemulsification	Complex Cases in Retina	Ophthalmology Panorama	8:30 AM-9:45 AM	Primary Eye Care	Delhi ACOIN Session
15/06/25	09:45 AM - 11:00 AM	Expert Corner	Orbit - The Pandora's Box Simplified	Refractive Surgery : Why, When and How ?	09:45 AM - 11:00 AM	YOPL (09:45 AM - 11:15 AM)	VAST
15/06/25	11:00 AM - 12:15 PM	Frontiers in Eye Care: Recent Advances in Ophthalmology	The Art of Pupilloplasty and Iris Surgery, Tips and Tricks Course	Masterclasses in Cornea	11:00 AM - 12:15 PM	The Changing Anti VEGF Landscape - Choice Dilemma (11:15 AM - 12:15 PM)	Pentathlon
15/06/25	12:15 PM - 01:30 PM	Cutting-Edge Approaches in Ophthalmology	Lessons From the Past and Treatments of the Future	Age Related Macular Degeneration	12:15 PM - 01:30 PM	Focus Forward: IOLs and the New Era of Vision	The Gladiators in the Ring
15/06/25	1:30 PM - 3:00 PM	Glaucoma Point Counterpoint	Modern Challenges in Private Ophthalmic Practice Management - Open House Session of Private Practitioners	Modern Challenges in Private Ophthalmic Practice Management - Open House Session of Private Practitioners	1:30 PM - 3:00 PM	DOS Knowledge Quiz	Surgical Videos V & Finale
15/06/25	4:30 PM Onwards	GBM and Award Ceremony					





Live Surgery Partners

- Appasamy Associates Pvt Ltd
- Hoya Medical India Private Limited
- Aurolab
- Alcon Laboratories India Pvt Ltd
- AV Meditech (BVI)
- Bausch + Lomb
- Biotech Vision Care Pvt. Ltd
- STAAR Surgical India
- Rayner
- SWISS Advanced Vision

Live Surgery Centres

- Eye7 Centre
- The Sight Avenue
- Healing Touch Eye Centre
- Vision Eye Centre
- Sharp Sight Eye Hospitals
- Centre For Sight



Teachers of Tomorrow

13-06-2025
08:30 AM - 12:30 PM
Hall - MR 19 HALL A

Chairperson : Vishnu Swaroop Gupta
Co-Chairperson : Prafulla Kumar Maharana
Convenor : Anu Malik
Moderator : Deepti P.
Judge : Puneeta Kumari Sodhi
Judge : Arun Sangal
Judge : Arvind Kumar Morya
Judge : Reena Sethi

Team Name	Mentor	Mentor Institute /Centre	Mentee 1	Mentee 2	Topic 1	Topic 2
Optomaniacs	Teena Mariet Mendonca	Kasturba Medical College, Mangalore	Oorja Sharma	Sanjana Bhatia	DALK	Management of BRVO
The Eye- Conics	Jyoti Nigam	ABVIMS & DR RML Hospital	Sudha Kumari	Prachi Jayant	DSAEK	Management of CRVO
Dr Gowhar Ahmad	Gowhar Ahmad	Florence Hospital multi- speciality canter chanapora Srinagar	Rashid Maqbool Wani	Pervez Hando	Corneal Cross Linking	Management of CRAO
The Trichromats	Sahil Agrawal	RPC, AIIMS, New Delhi	Manvi Bansal	Tavish Gupta	Pterygium Surgery with CAG	Management of PACG
AIIMS Deoghar	Abhishek Onkar	AIIMS Deoghar	Muskan Gupta	Payal Rakshit	Penetrating Keratoplasty	Management of orbital cellulitis
Haryana Hurricane	Inder Mohan Rustagi	World College Of Medical Sciences An Research Centre Jhajjar	Suparna	Shruti	CAIRS	Management of thyroid eye disease
ESI-PGIMSR New Delhi	Prakriti Chourasia	ESIPGIMS R New Delhi	Bhumika Madan	Shashi Kumawat	Amniotic membrane grafting	Management of Endophthalmitis
N.C. Medical college and Hospital	B.K. Gupta	N.C. Medical college and Hospital, Israna, Panipat	Bhawna Chawla	Manika Sharma	Corneal gluing	Management of CME following cataract surgery



AHRR	Pradeep Kumar	Army Hospital Research & Referral	Shailaza Tripathi	Mrida Dutt	DMEK	Management of CSR
UCMS Mavericks	Ankur Singh	UCMS & GTBH	Rajendra Prasad	Krati	Pars plana vitrectomy	Management of Acanthamoeba Keratitis
Vasukriti	Sanjeev Kumar	Patna Medical College	Akhlaque Akhtar	Vasudev Sinha	Scleral Buckling	Management of Fungal Keratitis
Team Optic Avengers	Manisha Rath	Pt. B.D. Sharma PGIMS Rohtak	Sakshi Gupta	Vaishali	Phacoemulsification in non-dilating pupil	Management of Retinoblastoma
Team-SMSR	Divya Singh	School Of Medical Sciences And Research	Bhumika Chachra	Anjali tyagi	Phacoemulsification in posterior polar cataract	Management of ROP
Eye-Conic	Isha Agarwal	Dr Shroff Charity Eye Hospital, New Delhi	Anju Bansal	Rohini Priya	Phacoemulsification on in subluxated cataract	Management of Corneal Hydrops
Insightful Eyes	Swati Verma	VMMC and Safdarjung Hospital	Himani Sharma	Paridhi Kumar	FLACS	Management of OSSN
Eye Denticals	Hitisha Mittal	VMMC and Safdarjung Hospital	Lakshay Yadav	Nuprinder Singh	Pediatric Cataract surgery	Management of acute graft rejection
Team UCMS 1	G K Das	University College of Medical Sciences & GTB Hospital	Sonika	Aadya Sinha	SICS	Management of DMD
Team UCMS 2	Nitika Beri	University College of Medical Sciences & GTB Hospital	Pragya Gupta	Muskan Chaudhary	Ahmed Glaucoma Valve	Management of neurotrophic ulcer
Eye see you	Nawazish Shaikh	Dr RP Centre, AIIMS Delhi	Pooja Yadav	Aniket Laxmikant Ramteke	I-stent implantation	Management of Moorens Ulcer
Sunshine	Neetu Negi	Thind Eye Hospital, Jalandhar	Charu Maggo	Anisha Bhasin	Frontalis sling procedure for Ptoisis	Management of DME
A.S.SMSR	Abha Gahlot	School of medical sciences and research	Ankita Singh	Shivani Yadav	Enucleation	Management of Scleritis
Eye-Conic Educators	Tanya Jain	Dr. Shroff's Charity Eye Hospital	Arjun Aurora	Aishwarya	Evisceration	Ophthalmia neonatorum
Eye Spy Crew	Sarita Aggarwal	Santosh Medical College, Ghaziabad	Animesh Singh	Vasu Garg	SMILE	Management of Acute anterior Uveitis



Optic Nerds	Anugya Sharma	Dr Shroff charity eye hospital, Dariyaganj , New Delhi	Drishti	Sanchita	ICL	Management of Intermediate Uveitis
Team RPC	Ashish Markan	RP Centre, AIIMS, New Delhi	Aayush Majumdar	Devashree	Corneal laceration repair	Management of optic neuritis
Medicomates	PK Sahu	University College of Medical Sciences	Divya Goyal	Niharika Batra	Femtosecond laser assisted LASIK	Management of VKC
Team Abhimanyu	Vikash	Dr Baba Saheb Ambedkar Medical College New Delhi India	Shivansh Bansal	Rahul Saini	Trabeculectomy	Management of Filamentary Keratitis
Dazzling Eye	Sanjeev Kumar	Patna Medical College and Hospital Patna	Neetu Sinha	Vidya Nidhi	Glued SFIOL	Management of Exposure Keratopathy
Utkala Prabha	Shweta Dhiman	JPM Rotary Eye Hospital, Cuttack, Odisha	Sakshi Nautiyal	Ankita Swain	Pupilloplasty	Management of Neovascular glaucoma



Dr. T. P. Agarwal Trophy Prelims

13-06-2025
8:30 AM- 9:45 AM
Hall - MR 18 HALL B

Chairperson : Mukesh Kumar Taneja
Co-Chairperson : Shishir Agrawal
Moderator : Bhupesh Singh
Judge : Surabhi Dutt
Judge : Uma Sridhar
Judge : Jayeeta Bose
Judge : Anuj Mehta
Judge : Abhishek Varshney

S.No	Title	Speaker	Duration
1	Correlation of Preoperative Clinical and Microbiological Diagnosis with Postoperative Histopathology in Patients of Microbial Keratitis Undergoing Therapeutic PK	Poonam	4
2	Circle Software : Visumax To The Rescue In Post Smile Epithelial Ingrowth	Navjyot Kaur	4
3	Pearls in Managing Viral Keratitis	Tushar Agrawal	4
4	Comparison of Efficacy and Safety of Contact-Lens Assisted CXL and Hypo-Osmolar CXL in Paediatric Keratoconus Patients with Thin Corneas.	Gahan Reddy	4
5	Seasonal Variation of Microsporidial Keratitis in Eastern Uttar Pradesh: A Retrospective Observational Study at a Tertiary Eye Care Centre	Akanksha Dass	4
6	SCAR-AI: Smartphone-Based Community Assessment of Corneal Opacities and Referral For Keratoplasty Using Artificial Intelligence	Tavish Gupta	4
7	Epidemiological Profile and Serum Vitamin A Levels in Paediatric Infectious Keratitis in North India	Nandita Trivedi	4
8	Comparative Evaluation of CORVIS ST Imaging of Post Keratoplasty Corneas in Full Thickness and Lamellar Graft.	Tapashree Ghosh	4
9	A Devotee's Plight: When Offering of Devotion Turns Sight Threatening.	Grisilda Nongrem	4
10	Keratoconus - Looking Beyond Cross Linking	Akanksha Koul	4
11	To Assess the Demographic Profile and Functional Outcomes of Patients With Keratoconus Attending Contact Lens Clinic at Tertiary Eye Centre	Kavya Bansal	4



Dr. Arjun Narang Trophy Prelims

13-06-2025
8:30 AM- 9:45 AM
Hall - MR 17 HALL C

Chairperson : Dinesh Verma
Moderator : Sridevi Nair
Judge : Ashu Agarwal
Judge : Deepa Sharma
Judge : Sangeeta Abrol
Judge : Smita Singh
Judge : Pooja Bansal
Judge : Hardeep Singh

S.No	Title	Speaker	Duration
1	Eye of the AI Storm: Unmasking Chatbot Truths in Ocular Oncology	Deepsekhar Das	4
2	From Choroiditis to Clarity: Uncovering Best Vitelliform Macular Dystrophy	Aakanksha Shukla	4
3	Outcomes of Additional Posterior Barrage Laser in Advanced Stage 3/Early Stage 4A Retinopathy of Prematurity	Ritweez Sahu	4
4	Optic Nerve Colobomatous Cyst: A Rare Cause of Childhood Proptosis	Hage Angku	4
5	Navigating the Squeeze: Managing Glaucoma in Pediatric Microspherophakia	Drishti C	4
6	Evaluation of Importance of Pre-Operative Screening Using Conjunctival Swabs in Patients Undergoing Elective Intraocular Surgeries- A Retrospective Analysis of Eight Years.	Lavanya Gandepalli	4
7	Innovations of Artificial Intelligence in Clinical Ophthalmology: Netradeep	Swati Sharma	4
8	Pachymetry a Villain in Glaucoma?	Rucha Kacha	4
9	Comparison of Endothelial Cell Count in Direct Chop and Stop and Chop Technique of Phacoemulsification in Hard Cataracts	Nirnhai Singh	4
10	Management Outcomes of Tenon Patch Graft with Cyanoacrylate Glue Overlay for Moderate-Sized Perforated Corneal Ulcers	Pranita Sahay	4
11	27-Gauge MIVS Assisted Scleral Fixation of Intraocular Lens: An AS-OCT Guided Study	Ashish Markan	4



12	Comparative Analysis of Anatomical and Visual Outcomes in Large and Massive Idiopathic Macular Holes Treated with Routine Versus Inverted ILM Flap Techniques	Pallavi Goel	4
13	Evaluation of Macular, Temporal To Macula and Peripapillary Optical Coherence Tomography Angiography (OCTA) Changes in Normal Disc Suspects, Ocular Hypertension and Early Glaucoma Patients	Santhini P	4
14	A Young Eye Under Siege : A Case of Infective Retinochoroiditis	Shailaza Tripathi	4
15	Intralesional Bleomycin as Salvage Therapy for Propranolol-Nonresponsive Capillary Hemangiomas	Abhishek Kumar	4
16	Surgical Approaches and Outcomes in the Management of Vitreoretinal Incarceration Following Open Globe Injury	Devesh Kumawat	4



Free Paper - Cataract I

13-06-2025
8:30 AM- 9:45 AM
Hall - MR 16 HALL D

Chairperson : Lalit Kumar Nepalia

Moderator : Ikeda Lal

Judge : Deepak Verma

Judge : Dheeraj Gupta

Judge : Neetu Negi

S.No	Title	Speaker	Duration
1	Refractive Surprise After IOL Implantation	Parul Aggarwal	4
2	Precision of Postoperative Refractive Outcomes in Achieving Emmetropia: Influence of A-Constant Variability in In-the-Bag Lens Implantation	Kanchan Saran	4
3	From Trauma to Cure : Visual Outcome Post Traumatic Cataract Management	Ritika Shrivastava	4
4	Exploring the Demographic Profile, Risk Factors and Incidence of Presenile Cataract in Central India: A Comprehensive Two-Phase Cross-Sectional Study	Pratyush Ranjan Behera	4
5	A Prospective Study Assessing Visual Outcomes and Complications of Secondary Retropupillary Iris Claw Intraocular Lens Implantation in Aphakic Patients: A Clinical Analysis	Rajat Chachra	4
6	Selection of Cataract Type for Phaco Emulsification	Gopal Krishna Goyal	4
7	Comparison of Aspherical Hydrophobic and Non-Aspherical Hydrophilic Intraocular Lenses in Cataract Surgery	Akash Lobo	4
8	Comparison of Endothelial Cell Loss and Corneal Thickness Changes Following Manual Small Incision Cataract Surgery and Phacoemulsification	Sanjeev Lakra	4
9	A Comparative Analysis of 0.3% Nepafenac Alone, 0.1% Nepafenac , 0.5% Loteprednol to Control Post Operative Inflammation in Patients Who Underwent Uneventful Phacoemulsification Cataract Surgery	Ayushi Bansal	4
10	The Vascular Footprint of Ocular Pseudoexfoliation: A Systemic Perspective	Nusrat Jahan Dakhani	4
11	Clinical Study of Outcome After Cataract Surgery in Phacomorphic Glaucoma	Anubhav Yadav	4
12	Comparative Study To Evaluate Pain & Surgical Outcomes Between Subconjunctival Vs Sub Tenon's Anaesthesia In	Suyash Singh	4



	Manual Small Incision Cataract Surgery At Tertiary Rural Care Hospital		
13	Refractive Surprises After Cataract Surgery with Pterygium Excision: A Study in a Tertiary Hospital, Bikaner, Rajasthan, India.	Vivek Goyal	4
14	IRIS- Claw Lens Implantation: Anterior Chamber Versus Retropupillary Implantation	Prutha Bhagat	4
15	Mixing of IOLs to Achieve Better Quality, Depth and Range of Vision	Ajay Kumar Singh	4



Dr. A. C. Agarwal Trophy Prelims II

13-06-2025
09:45 AM - 11:00 AM
Hall - MR 18 HALL B

Chairperson : Mohita Sharma
Moderator : Inder M. Rustagi
Judge : Sudipta Mitra
Judge : Vinita Ramnani
Judge : Bharti Kashyap
Judge : Neha Goel
Judge : Suneeta Dubey
Judge : Alkesh Chaudhary

S.No	Title	Speaker	Duration
1	Complex Bleb Complications and Custom Management: A Unique Challenge	Mehak Gupta	4
2	Comparison of Indigenous AI model for Detection of Diabetic Retinopathy with Commercially Available AI and Ophthalmic Technician	Nawazish Fatma Shaikh	4
3	Efficacy and Safety of Razumab for retinal diseases: A Systematic Review and Meta-Analysis	Shruti Bhattacharya	4
4	Efficacy of Interferon Alfa-2b in the Management of Ocular Surface Squamous Neoplasia	Purva Verma	4
5	Managing Massive - Submacular Haemorrhage: An Ocular Emergency	Shweta Singh	4
6	Rare Macular Involvement of B-ALL	Grisilda Nongrem	4
7	Per-Operative Biometry : Striving for Emmetropia.	Nishi Satish	4
8	Hypotony To Healing: The Power Of Gonioscopy	Rahul	4
9	AI Generated Informed Patient Consent in Various Ophthalmological Procedures: A Comparative Study of Correctness, Completeness, Readability and Real Word Application Between Deepseek and ChatGPT 4o	Deepsekhar Das	4
10	Quantitative Evaluation of Macular and Peripapillary Retinal Circulation Based on OCTA after Plaque Brachytherapy with and without Prophylactic Intravitreal Bevacizumab in Uveal Melanoma	Zakir Hussain	4
11	Innovative Use of Prisms in Clinical Practice	Sumit Monga	4
12	Pneumatic Retinopexy: Revitalizing Retinal Detachment Repair	Pushkar Dhir	4



Free Paper - Glaucoma I

13-06-2025
09:45 AM - 11:00 AM
Hall - MR 17 HALL C

Chairperson : Sagarika Patyal
Moderator : Rajat Mohan Srivastava
Judge : Alka Pandey
Judge : Techii Dodum Tara
Judge : Vinita Gupta
Judge : Soumya P P

S.No	Title	Speaker	Duration
1	Comparative Analysis of Macular Ganglion Cell Layer and Retinal Nerve Fiber Layer Thickness in Primary Open-Angle Glaucoma and Glaucoma Suspects Using Optical Coherence Tomography	Pooja Meena	4
2	Phacolytic Glaucoma in a Perception of Light (PL) Negative Eye: Challenges in Pain Management and Treatment Approaches	Kanchan Saran	4
3	Fluctuating Optic Disc Cupping in Post Trabeculectomy Patient: The Impact of Hypotony and IOP Dynamics	Kriti Nausaran	4
4	Visual Rehabilitation in Patients of Advanced Stage of Glaucoma With Help of Low Vision Aids	Arvind Kumar	4
5	One Site Versus Two Site Phacotrabeculectomy with Mitomycin c in Primary Open Angle Glaucoma	Adhitya	4
6	Evaluation of Macular, Temporal To Macula and Peripapillary Optical Coherence Tomography Angiography (OCTA) Changes in Normal Disc Suspects, Ocular Hypertension and Early Glaucoma Patients	Santhini P	4
7	Evaluation of the Van Herick Technique for Screening for Occludable Angles.	Shalini Sarkar	4
8	A Tale of Two Generations: A Familial Case of Axenfeld-Rieger Syndrome with Secondary Glaucoma	Vandana Arora	4
9	Combined Pars Plana Vitrectomy, Pan-Retinal Endolaser, Intravitreal Anti-VEGF and CYCLO Photocoagulation in Neovascular Glaucoma with Vitreous Hemorrhage- a Retrospective Interventional Case Series	Hemlata Udenia	4
10	Comparative Analysis of RNFL Thickness in Pseudoexfoliation Syndrome and Healthy Individuals: An OCT-Based Study in North-Western Rajasthan	Renu	4



11	Epidemiological Study and Management of Secondary Glaucoma In a Tertiary Care Hospital Of Delhi-NCR Region	Vasu Garg	4
12	Correlation of Retina Nerve Fiber Layer Analysis by OCT with Visual Field Defect in Established Cases of Glaucoma	Harsha Parihar	4
13	Drop Size and It's Relevance in Glaucoma Therapy	Sheena Anand	4
14	To Study The Progression of Retinal Nerve Fiber Layer Thickness and Visual Field Changes in Primary Open Angle Glaucoma Patients	Vaishali Verma	4



Free Paper - Retina I

13-06-2025
09:45 AM - 11:00 AM
Hall - MR 16 HALL D

Chairperson : Cyrus M. Shroff
Moderator : Ankur Singh
Judge : Dinesh Verma
Judge : Pooja Bansal
Judge : Neha Chawla
Judge : Anil Tanwar
Judge : Abhishek Varshney

S.No	Title	Speaker	Duration
1	Evaluation of Changes in Mean Choroidal Thickness and Central Macular Thickness Pre and Post Treatment with Laser Photocoagulation in Patients of Eales' Disease	Obinam Muang	4
2	Central Retinal Vein Occlusion Post Covid 19 Vaccination - A Delayed Presentation in a Young Male .	Avinash Pradhan	4
3	Challenging the END, in ENDophthalmitis	Anubhuti Bhargava	4
4	Real World Evidence on Side Effects of Brolucizumab	Mrinalini Singh	4
5	A Study on Retinal Changes in Pre-Eclampsia and Eclampsia Patients	Abuzar Parray	4
6	Comparison Of Optical Coherence Tomography Changes In The Macula Of Diabetic Patients Without Diabetic Retinopathy And Non-Diabetic Patients Undergoing Cataract Surgery: An Observational Study	Sahasra Surapaneni	4
7	Retinal Changes in Dengue Hemorrhagic Fever- A Case Series	Mamta Verma	4
8	Unravelling Retinal Vasculitis: Clinical Presentation, Management and Outcomes.	Indhu.R	4
9	Ophthalmic Windows to Hematologic Disorders: A Case Series on Anemic Retinopathy	Vaishali	4
10	Etiology, Visual, and Surgical Outcomes of Non-Diabetic Vitreous Hemorrhage Following Three-Port Pars Plana Vitrectomy in Patients Presenting at a Tertiary Care Center	Priyangna Shukla	4
11	A Classical Case of Laurence Moon Bardet Biedl Syndrome	Masoom Waris Khan	4
12	To Evaluate Effect of Intravitreal Injection Ranibizumab on Cystoid Macular Oedema Due to Retinal Vein Occlusion (RVO)	Raviza Sharma	4



13	Retinitis Pigmentosa Masquerades: Not Always a Spot Diagnosis	Monika Dahiya	4
14	Exploring the Impact of Anti-VEGF Injections in the Management of Central Serous Retinopathy Patient	Neha Singh	4
15	Exploring the Efficacy of Subtenon Triamcinolone Acetonide Injection in Managing PDR Post-Vasculitis Macular Lesions	Trisha Shreshtha	4
16	A Randomized Trial Comparing Suprachoroidal and Intravitreal Injection of Triamcinolone Acetonide in Refractory Diabetic Macular Edema.	Shraddha Bhardwaj	4
17	Association of Contrast Sensitivity with Outer Retinal Thickness in Diabetics with Mild Non-proliferative Diabetic Retinopathy and no Diabetic Retinopathy.	Anushree Tripathi	4



Ophthalmology and Challenges

13-06-2025
11:00 AM - 1:00 PM
Hall - MR 18 HALL B

Chairperson : V.P. Gupta
Co-Chairperson : Rakesh Mahajan
Co-Convenor : Nilendu Dutta Mishra
Moderator : Jasvinder Singh Chilana
Panelist : Prakriti Chourasia
Panelist : Navneet Sidhu
Panelist : Nishtha Khurana

S.No	Title	Speaker	Duration
1	Residency an up hill journey	Manu Bansal	7
2	Managing Subluxation - SG technique	Sonu Goel	7
3	Glistening of IOLs & Its Management	Yogita Gupta	7
4	Femto cataract surgery ,”a go to “, in tertiary health care set up !	Aarti Nangia	7
5	Why Do We Need SICS	Soumya P P	7
6	Normal Tension Glaucoma- look before you leap!	Rajat Mohan Srivastava	7
7	SICS trabeculectomy: Tips & Tricks	Techi Dodum Tara	7
8	Ocular perfusion biomarkers in Diabetic Retinopathy	Puneeta Kumari Sodhi	7
9	Retinal Detachment With GRT	Gopal Pillai	7
10	Managing the Nuances in Diabetic Vitrectomies	Neeraj Sanduja	7
11	Role of low touch, low cost AI driven mass screening devices in preventing blindness from retinal disorders.?	Dinesh Verma	7
12	MGD: Whats New?	S.C. Lakhotia	7



Interesting Cases - Pediatric Ophthalmology, Strabismus & Neuro-Ophthalmology I

13-06-2025

11:00 AM- 12:30 PM

Hall - MR 17 HALL C

Chairperson : Rohit Saxena

Moderator : Anita Ganger

Judge : Satya Karna

Judge : Vinita Gupta

Judge : Varshini Shanker

Judge : Sonali Gupta

Judge : Sumit Monga

S.No	Title	Speaker	Duration
1	Variations in Juvenile Ocular Myasthenia Gravis	Mansi Gupta	4
2	When Inflammation Meets Compression	Harshit Budhwar	4
3	Disc Drusen Induced Pseudopapilledema - Diagnostic Dilemma in Sudden Diminution of Vision in Adolescent Girl	Mamta Verma	4
4	Double Vision Single Cause: The Ocular Sequelae of Traumatic Subdural Hygroma.	Tejal Srivastava	4
5	Retro Pupillary Iris Fixated IOL in Marfan Syndrome in Pediatric Age Group - A Case Report	Swati Gupta	4
6	Wall Eyed Bilateral Internuclear Ophthalmoplegia Due to Midbrain Infarct.	Juhi Arora	4
7	Aneurysmal Siege: Right Optic Neuropathy in the Crosshairs of Intracranial Carotid Artery Aneurysm	Babita Verma	4
8	Locked Focus: Understanding and Managing Accommodative Spasm	Raina Garg	4
9	Beyond the Fundus: An interesting case of Retrobulbar Neuropathy	Sarah Irfan	4
10	Twisting the Nerve: A Surprising Pain Relief in Oculomotor Palsy	Nida Meraj	4
11	A Stroke of Darkness- Cortical Blindness Following Posterior Circulation Stroke.	Karuna Shree	4
12	Congenital Rubella Syndrome : Bilateral Congenital Cataract and Surgical Management.	Bhumish Rai	4
13	Misery of the Fixed Pupil	Kashish Modi	4
14	Isolated Neuroretinitis in a Immunocompetent 13 year Old Child Improving With Steroids and Azithromycin	Tanvi Gupta	4



Free Paper - Retina II

13-06-2025
11:00 AM- 12:30 PM
Hall - MR 16 HALL D

Chairperson : Dinesh Talwar
Co-Chairperson : Neeraj Manchanda
Judge : Vikas Kumar Jha
Judge : Neha Goel
Judge : Shrinivas M. Joshi
Judge : Deepa Sharma
Judge : Puneet Gupta

S.No	Title	Speaker	Duration
1	A Prospective Study of Clinical Significance of Optical Coherence Tomography In Diagnosis Of Diabetic Macular Edema and Its Correlation With Hba1c Levels	Shristi Agarwal	4
2	RCT to Compare the Efficacy of Inj Ranibzumab Vs Inj Aflibercept in Infants With ROP	Navjyot Kaur	4
3	RPE Tears: To Inject or Not	Nikita Gupta	4
4	Correlation of Fundus Changes with Severity of Hypertensive Disorders in Pregnancy	Khyati Yadav	4
5	Familial Foveal Hypoplasia: A Case Report and Review of Literature	Reetu Yadav	4
6	Effect of Vitreoretinal Interface Abnormalities on Treatment Outcomes of Diabetic Macular Edema Treated with Anti-VEGF Therapy	Shivani Yadav	4
7	Short Term Outcome of Bevacizumab Biosimilar in Retinopathy of Prematurity and Factors Associated with Treatment Failure	Mavuri Dorilal Reddy	4
8	When the Disc Meets the Macula : From Diagnosis to Management	Rohini Priya	4
9	Association of Retinal Ischemic Lesions Seen on Optical Coherence Tomography with Acute Retinal Vascular Occlusion in Hypertensive Individuals.	Sadaf Javed	4
10	Peri-Papillary RNFL Infarcts Masking Grade IV Hypertensive Retinopathy and Getting Misdiagnosed: An Unusual Presentation of Hypertensive Retinopathy	Monika Dahiya	4
11	Association of Serum Uric Acid Concentration With Hypertensive Retinopathy : A Tertiary Care Study	Ankita Singh	4



12	A Case of Eales Disease Associated with Multiple Recurrent Haemorrhage That Led to Bilateral Retinal Detachment in Young Male	Sayali Sukhdeo Rathod	4
13	Posterior Segment Trauma- A Case Series.	Monika Gill	4
14	To Evaluate Efficacy, Safety and Appropriate Timing of Intravitreal Dexamethasone Implant in Diabetic Macular Edema	Arnoev Sanduja	4
15	DNA Methylation and Diabetic Retinopathy: A Case Control Study	Shaista	4
16	Atypical Presentation of VKH Syndrome with Pulmonary Complexity and Development of CNVM on 1 year Follow Up	Rajender Prasad	4
17	Microvascular abnormalities on OCT angiography with severity of Diabetic Retinopathy	Shubham Agarwal	4



STWS Session by ICMR

13-06-2025
12:30 PM - 1:45 PM
Hall - MR 19 HALL A

Chairperson : Radhika Tandon
Co-Chairperson : Namrata Sharma
Convenor : Rohit Saxena
Moderator : Prafulla Kumar Maharana

S.No	Title	Speaker	Duration
1	Opening Remarks	Radhika Tandon	8
2	About ICMR-STW	Ashoo Grover	8
3	STW of Diabetic Retinopathy (DR)	Pradeep Venkatesh	8
4	STW of Cataract	Sumit Grover	8
5	STW of Glaucoma	Sangeeta Abrol	8



Dr. A. C. Agarwal Trophy Prelims III

13-06-2025
12:30 PM - 1:45 PM
Hall - MR 17 HALL C

Chairperson : Rajiv Mohan
Moderator : Deepa Sharma
Judge : Om Prakash
Judge : Parveen Kumar Mongre
Judge : R. K. Duvesh
Judge : Sahebaan Sabharwal

S.No	Title	Speaker	Duration
1	From Proliferation to Pressure : Tracking NVG Incidence after Vitrectomy in Diabetic Retinopathy	Aishwarya Somanathan	4
2	Primary Orbital Liposarcoma: A Clinicopathologic Analysis of 8 Cases	Antriksh Wahi	4
3	Estimation of Ophthalmic Complaints in Children With Gross Developmental Delay	Poonam	4
4	Retinoblastoma in the First Year of Life: Clinical Manifestations and Treatment Outcomes	Siva Naga Sravani Yarrarapu	4
5	Clinicodemographic Profile of IgG4-Related Orbital Disease (IgG4-ROD) Presenting at a Tertiary Eye Care Center.	Hage Angku	4
6	Rare association of primary orbital melanocytic masses associated with Oculodermal Melanocytosis: A Report of Two Cases	Livia Khan	4
7	Nd : YAG Laser Hyaloidotomy : Non-Invasive Treatment for Anaemic Retinopathy with Pre-Macular Hemorrhages	Ankur Singh	4
8	Demographic Profile, Management Approaches and Outcome Analysis of Secondary Childhood Glaucoma in a Tertiary Eye Care Hospital in Northern India	Parul Bansal	4
9	Hyperbaric Oxygen Therapy in Retinal Disorders: A Novel Approach to Ischemia Modulation and Functional Retinal Recovery	Sandeep Kumar	4
10	Double Anterior, Single Posterior (DASP) Delineation Technique with Novel 'Release Sign' for Correct Plane Dissection in Kerato-Lenticular Extraction Procedures (KLEX)	Vikas Veerwal	4
11	Prediction of Proliferative Retinopathy in Retinal Vasculitis Using Ultrawide-Field Fundus Fluorescein Angiography	Devesh Kumawat	4
12	A Comparative Study of Glaucoma Drainage Device Surgery in Children and Adults	Hiruni Kaushalya Wijesinghe	4



Surgical Videos I

13-06-2025
12:30 PM - 1:45 PM
Hall - MR 16 HALL D

Chairperson : Gaurav Luthra
Moderator : Ritin Goyal
Judge : N. Z. Farooqui
Judge : Sanjiv Agrawal
Judge : Alkesh Chaudhary
Judge : Jayanta Kumar Das
Judge : Sorabh Bhargava

S.No	Title	Speaker	Duration
1	Eye Intruder: Strategy for Intraocular Foreign Body Removal	Pushkar Dhir	4
2	Under Air Vitrectomy With PFCL Support for Giant Retinal Tear	Mrinalini Singh	4
3	Management of Refractory Macular Hole.	Kanwaljeet H. Madan	4
4	A Challenging case of post traumatic membranous cataractous lens extraction with PCIOL implantation and best visual outcomes.	Mamta Verma	4
5	IOL Exchange & Optic Button Holing for Subluxated PCIOL	Asheesh Bajaj	4
6	Traumatic cataract with posterior capsule tear- a surgical challenge	Jitender Phogat	4
7	Accidental thorn prick injury in posterior capsule with traumatic cataract - successful management with phacoaspiration	Manisha Nada	4
8	Catastrophe of recurrent uveitis with complicated cataract- a surgical challenge with good postoperative outcomes	Kritika Jain	4
9	Eyes on the Challenge: A Young Surgeon's Trial	Rishabh Gupta	4
10	Kintsugi: Sequential vitrectomy for retinal detachment and concomitant macular hole closure with amniotic membrane graft in a patient with high myopia	Richa Nyodu	4
11	Triple terror: GRT, IOL drop, nucleus drop	Arjun Aurora	4
12	Converting Intra-Operative Phaco to Manual Incision Surgery in a Complicated Cataract	Nikhil Mahavir Gandhi	4
13	Descemetopexy- A Saviour For the Beginners in Cataract Surgery	Sakshi Kumar	4
14	Cataract Surgery in Corneal Opacity	Neha Trivedi	4



Ophthalmology Case Files I

13-06-2025
1:45 PM - 3:00 PM
Hall - MR 19 HALL A

Chairperson : Sarita Beri
Co-Chairperson : Lalit Kumar Nepalia
Moderator : Sunandini Bose
Judge : Harsha Pamecha
Judge : Bithi Choudhury
Judge : A.K. Ghai
Judge : Bhavna Chawla

S.No	Title	Speaker	Duration
1	Autologous Blood as an Adjuvant to Inverted Internal Limiting Membrane Flaps in Closure of a Large Traumatic Macular Hole: A Case Report	Anubhuti Bhargava	4
2	A Case Series: Unveiling Rare Syndromes in Children Through Ophthalmic Manifestations	Shipra Sharda	4
3	From Tube to Trouble : Corneal Decompensation Post Tube Surgery – Case Series	Kainat Chaudhary	4
4	Unveiling the Hidden Link: A Rare Case of Leukemic Retinopathy in an 8-Year-Old	Bhumika Madan	4
5	Pterygium: Shedding Light on the Latest Discoveries	Anita Kumawat	4
6	The Efficacy of Ripasudil, A Rho-Kinase Inhibitor, in Managing Corneal Edema and Preserving Endothelial Cell Density (ECD) in Patients Undergoing Phacoemulsification Cataract Surgery.	Rohit Gupta	4
7	Transient Myopia as a Manifestation of Posterior Scleritis: A Case Mimicking Anisometropic Amblyopia	Zakir Hussain	4
8	The Significance of Prompt Intervention in Ocular Trauma: Insights from a Case Series	Khushboo Kumari	4
9	Clinical Profile and Visual Outcomes After Phototherapeutic Keratectomy in Corneal Disorders	Nikita Nupur	4
10	Empty Capsular Bag in Hypermature Senile Cataract	Vaishali Tomar	4



Interesting Cases - Retina I

13-06-2025
1:45 PM - 3:00 PM
Hall - MR 18 HALL B

Chairperson : Charu Gupta
Moderator : Venkat Subramaniam
Judge : Kanwaljeet H. Madan
Judge : Aman Khanna
Judge : Deepa Sharma
Judge : Bhuvan Chanana
Judge : Lakshmi Kuniyal
Judge : Rahul Bhatia

S.No	Title	Speaker	Duration
1	The Diagnostic Challenge of Atypical White Dot Syndrome: Distinguishing Between VKH and Its Mimics	Ankur Singh	4
2	PANK 2 Associated Pigmentary Retinopathy	Lavanya Gandepalli	4
3	Birthday Surprise! Traumatic Full-Thickness Macular Hole Following Blunt Ocular Injury During Birthday Celebration.	Nadeem Sarwer	4
4	Silent Threats: Ocular Rickettsiosis in the Post-Febrile Patients	Mohd Afzal	4
5	When Hearing Fades and Vision Narrows: The Story of Usher Syndrome	Madhubala	4
6	Neuroretinitis: A Diagnostic Dilemma	Shaista	4
7	Chronic Postoperative Endophthalmitis Caused by Acinetobacter Baumannii – A Case Presentation	Puneeta Kumari Sodhi	4
8	Frozen Branches and Blurred Vision: Tuberculosis Strikes Back	Nida Meraj	4
9	Synergistic Therapy for Pachychoroid Spectrum Diseases: A Seven-Year Success Story	Aishwarya Tyagi	4
10	Unmasking Vogt- Koyanagi- Harada: A Rare Case of Vitiligo and Vision Loss	Indhu G	4
11	Acute Posterior Multifocal Placoid Pigment Epitheliopathy	Rahul Saini	4
12	Cyclodialysis Cleft: An Uphill Battle	Priyanka Shinde	4
13	A Case of Hemiretinal Vein Occlusion	Samuel G Momin	4
14	Erdafitinib Induced Central Serous Chorioretinopathy	Rajneesh Singh	4
15	Would you Like to Burst the White Balloon of Inflammation? : A Surgical Enigma	Richa Nyodu	4



Free Paper - Cornea I

13-06-2025
1:45 PM - 3:00 PM
Hall - MR 17 HALL C

Chairperson : M. Vanathi
Moderator : Pranita Sahay
Judge : Prakriti Chourasia
Judge : Ritika Mullick
Judge : Ashu Agarwal
Judge : Tulika Chauhan
Judge : Jayeeta Bose

S.No	Title	Speaker	Duration
1	Pre and Postoperative Comparison of Tear Film Stability and Conjunctival Impression Cytology after Phacoemulsification Using Clear Corneal Temporal Incision.	Praveen Singh	4
2	Scenario of Keratoconus and It's Ocular and Medical Associations	Gowhar Ahmad	4
3	Corneal Specular Microscopic Changes After Accelerated Corneal Collagen Cross Linking in Adults with Keratoconus	Somil Goyal	4
4	Microkeratome vs Femtosecond Laser Assisted SALK: A Randomized Controlled Trial	Mrinalini Singh	4
5	A Case Series on Traumatic Corneal Injuries at a Tertiary Health Care Center in South Gujarat	Bhor Joshi	4
6	Clinical Spectrum of Subconjunctival Cysts: A Prospective Case Series	Dhruvi Shah	4
7	Infectious Keratitis in North India: Clinical Manifestations and Epidemiological Trends	Priyanka Yadav	4
8	Study of Normal Anterior Segment Parameters using Pentacam Imaging Technique in Adult Indian Population	Aashish Saluja	4
9	Prevalence and Severity of Dry Eye in Glaucoma Patients: A Cross-Sectional Study	Geethika Madhavan	4
10	Comparison of the efficacy of topical insulin versus conventional treatment in keratitis patients and analyzing its impact on epithelization using slit lamp examination and ASOCT.	Purva Gadoeya	4
11	Sight from Sorrow: How a Tragic Eye Loss Gave Vision to Another	Payal Kashyap	4



12	Efficacy of Topical Bevacizumab 0.05% Eye Drops in Patients with Dry Eye Disease	Ankur Mishra	4
13	3 Years Experience in Keratopigmentation: Success and Pitfalls	Raj Shekhar Paul	4
14	Corneal Injuries: Exploring Clinical Features and Customized Management Strategies in a Case Series	Harshita Kashyap	4
15	DMEK - Journey of a beginner	Isha Chaudhari	4



Surgical Videos II

13-06-2025
1:45 PM - 3:00 PM
Hall - MR 16 HALL D

Chairperson : B.K. Gupta
Moderator : Gagan Bhatia
Judge : Chitra Ramamurthy
Judge : Manisha Agarwal
Judge : Elankumaran P
Judge : Madhu Uddaraju
Judge : Bibhuti P. Kashyap

S.No	Title	Speaker	Duration
1	Oculogyric Crisis: Unraveling Mysteries of Neurological Phenomenon	Ria Batra	4
2	Tractional Detachment	Bhumika Sharma	4
3	Double the Challenge: A Dual Approach to Corneal and Retinal Issues	Alka Yadav	4
4	Light at the end of the tunnel: A ray of hope!!	Anju Bansal	4
5	Multidrug Resistant Tubercular Choroidal Abscess with Total Retinal Detachment: The Many Conundrums	Karthikeya R.	4
6	Solving Conundrums in Pediatric Ophthalmology, Strabismus and Neuro-Ophthalmology	Sumit Monga	4
7	Crutch Glass Assembly A Newer Innovation in Management of Myogenic Ptosis	Meenakshi Wadhvani	4
8	Freaky to the rescue!	Abhishek Kumar	4
9	A Novel Subretinal Injection and Aspiration Device	Ajay Aurora	4
10	Managing a case of scrolled DMD post cataract surgery	Chandradevi S	4
11	Overcoming Surgical Challenges in Pediatric Retinal Detachment: Managing Small Pupil and Dropped Nucleus in a Complex Case	Stuti Astir	4
12	The Mystery of the Lost Graft	Isha Chaudhari	4
13	Intraocular Lens Implantation before Cataract Removal- A Novel Technique	Nikhil Mahavir Gandhi	4
14	Healing In Segments	Vineet Kumar Batwani	4
15	Reverse Optic Capture of a Single Piece Intraocular Lens for Better Stability and Centration in PCR	Vinayak S Gadad	4



Hopscotch with Glaucoma

13-06-2025
3:00 PM- 4:15 PM
Hall - MR 19 HALL A

Chairperson : Surinder Singh Pandav
Co-Chairperson : Suneeta Dubey
Convenor : Piyush Kumar Rameshchandra Ramavat
Co-Convenor : Talvir Sidhu
Moderator : Julie Pegu

S.No	Title	Speaker	Duration
1	Ocular blood flow	Vineet Sehgal	7
2	Role of Omniflow in Refractory OAG	Arvind Kumar Morya	7
3	OHT- When to/not to treat	Jimmy Mittal	7
4	Rho kinase in glaucoma	Prerna Aggarwal	7
5	Micropulse in OAG	Alka Pandey	7
6	Case based approach to challenging cases in Glaucoma	Neha Singh	7
7	Glaucoma care redefined-integrating mind, body and lifestyle modifications	Vinita Gupta	7



Interesting Cases - Retina II

13-06-2025
3:00 PM- 4:15 PM
Hall - MR 18 HALL B

Chairperson : Ajay Aurora
Co-Chairperson : Tyag Murti Sharma
Moderator : Mayank Bansal
Judge : Naginder Vashisht
Judge : Ankur Singh
Judge : Sandhya Makhija
Judge : Bhuvan Chanana
Judge : Siddharth Madan

S.No	Title	Speaker	Duration
1	Buckling the Odds: A Novel Approach to Re-detachment Under Silicone Oil in a Young Phakic Eye	Siddhartha Rao	4
2	From Detection to Disappearance : Vanishing Cyst of Ocular Cysticercosis	Tushar Goel	4
3	Shadows Beneath the Dome: A Case of Krill's Disease	Sanchita Mehta	4
4	Exudative Maculopathy in a Case of Unilateral Proliferative Retinopathy	Tavish Gupta	4
5	Optical Coherence Tomography Angiography in Decrypting Macular Neovascularisation	Avnindra Gupta	4
6	When the Optic Disc takes a Dip : A Case of Pit-Associated Retinoschisis	Meghna Mathur	4
7	Rare Combination of VMTS in one Eye with Moderate PDR with DME in Fellow Eye - Clinical Management	Jitender Phogat	4
8	Grade IV Hypertensive Retinopathy Masked by Extensive Peripapillary Infarcts and Getting Misdiagnosed: An Unusual Presentation	Monika Dahiya	4
9	Interesting Case Presentation of Retinal Detachment Post Nd Yag Capsulotomy	Rekha Nishad	4
10	The Hidden Danger of Airbags- Mechanisms, Diagnosis and Treatment	Mamta Verma	4
11	High Altitude Retinopathy Both Eyes	Shreya Singh	4
12	CCSR Successfully Treated by Course of Tab Eplerenone	Aketi Sagar	4
13	Melting the Frost: A Rare Case Of Frosted Branch Angiitis	Aditya Sharma	4



Free Paper - Miscellaneous I

13-06-2025
3:00 PM- 4:15 PM
Hall - MR 17 HALL C

Chairperson : Gyan Goel
Moderator : Bhupesh Singh
Judge : Shalini Kumari
Judge : Arun Baweja
Judge : Suraj Singh Senjam
Judge : Jayanta Kumar Das
Judge : Nupur Gupta
Judge : Manu Bansal

S.No	Title	Speaker	Duration
1	The Crimson Veil; Predicting Visual Outcome in Traumatic Hyphaema	Navya K	4
2	Evaluation of Prognosis of Chalazion with Triamcinolone Acetonide Injection Compared with Incision and Curettage.	Sonia Jindal	4
3	Case on Carotico-cavernous Fistula	Shivani	4
4	Bilateral Idiopathic Inflammatory Orbital Syndrome with Asymmetric Myositis and Dacryoadenitis	Sharayu Kathar	4
5	Colors, Chaos, and Ocular Trauma: A Hospital-Based Study on Holi-Related Eye Injuries	Payal Kashyap	4
6	An E-learning device for Patient Education using Artificial Intelligence for ophthalmic patients	Ojasvi Sharma	4
7	A Rare Case of Bilateral Naevus of OTA in Young Female and Unilateral Naevus of OTA in Male in Early Forty	Sayali Sukhdeo Rathod	4
8	Effect of Low Dose Pilocarpine (0.4%) in Treatment of Presbyopia	Mehak Mangla	4
9	Awareness and Knowledge of Emergent Ophthalmic Disease Among Patients Coming to Eye Out Patient Department	Shrusti Chelawat	4
10	A Quality of Life Comparison of People Wearing Spectacles or Contact Lenses or Having Undergone Refractive Surgery	Ashutosh Singhal	4
11	Management of Keratoconus with Contact Lens	Somil Goyal	4
12	Surgical Management of Traumatic Iris Defects: Insights into Pupilloplasty	Bharti Ekka	4



Interesting Cases - Cornea & Ocular Surface I

13-06-2025
3:00 PM- 4:15 PM
Hall - MR 16 HALL D

Chairperson : N V Ramana Murthy

Moderator : Anu Malik

Judge : Shikha Jain

Judge : Chirag Mittal

Judge : Aastha Singh

Judge : Supriya Dhar

S.No	Title	Speaker	Duration
1	A Tale of Two Hypersensitivities	Keerthana K	4
2	Limbal Dermoid in Left Eye of Young Female Patient: A Case Report.	Devanshi Yadav	4
3	A Silent Threat in the Storm: Fungal Corneal Ulcer in a Case of Antepartum Eclampsia with IUD	Sarah Irfan	4
4	Herpetic Keratitis: The Master of Disguise	Arpita Khasnavis	4
5	When the Current Steals Sight: A Rare, Reversible Flash Burn-Induced Blindness !!	Apoorva Goel	4
6	Unusual Case Of Corneal Foreign Body: Mosquito-Related Injury Complicated By Dengue Fever	Amithabh Anand	4
7	Episcleral Calcification Post Pterygium Surgery- a Confusing Case	Himani Thakur	4
8	Atypical Presentation of Viral Keratitis With Endotheliitis in a 54 Year Old Male	Mona Rani	4
9	The Eye's Silent Cry: Unmasking The Mystery Of A Hidden Systemic Disease	Sanjana Bhatia	4
10	A Rare Glimpse into Amantadine Keratopathy: A Case Report	Mehak Raheja	4



DOS Quiz – VK Kalra Trophy

13-06-2025
4:15 PM- 5:30 PM
Hall - MR 19 HALL A

Chairperson
Rohit Saxena

Co-Chairperson
Kirti Singh

Quiz Master
Arshi Singh, Ankur Singh, Vineet Sehgal



Free Paper - Pediatric Ophthalmology, Strabismus & Neuro-Ophthalmology I

13-06-2025
4:15 PM- 5:30 PM
Hall - MR 18 HALL B

Chairperson : Rohit Saxena
Moderator : Siddharth Madan
Judge : Sonali Gupta
Judge : Anita Ganger
Judge : Priyanka Prasad
Judge : Shailja Tibrewal
Judge : Vaishali Une

S.No	Title	Speaker	Duration
1	Evaluation of Macular Thickness and Visual Acuity in Amblyopic Patients Following Occlusion Therapy With and Without Citicoline	Rahila Usmani	4
2	Orthoptic Vision Assessment in Episodic Cluster Headache: Can it Predict An Upcoming Bout?	Harsha Saxena	4
3	Comparison of Topical Cycloplegia with 1% Cyclopentolate vs 1% Cyclopentolate + 1% Tropicamide Combination	Babita Verma	4
4	To Determine Association Between Ocular Dominancy in Patients with Alternating Squint and their OCT Parameters RNFL Thickness and Central Macular Thickness .	Vaibhav Chaudhary	4
5	Case Report on Gradenigo's Syndrome	Shivani	4
6	Carotid-Cavernous Fistula Complicated by Central Retinal Vein Occlusion: Successful Management with Endovascular Stenting and Methylprednisolone	Kunal Bhat	4
7	This Case Study Aims to Assess the Ocular Manifestations and Visual Prognosis in a Patient Diagnosed with Hermansky-Pudlak Syndrome (HPS).	Divya	4
8	Understanding Marfan Syndrome: Diagnosis, Clinical Features, Genetic Implications, and Current Approaches to Management and Treatment Strategies for Improved Patient Outcomes	Diksha Aherwar	4
9	Ganglion Cell Complex And Peripapillary Retinal Nerve Fibre Layer Thickness In Patients Receiving Anti-Tubercular Therapy	Kirubhalani Selvan	4
10	A Case Series of Clinical Features and the Management of Goldenhaar Syndrome	Pradipta Potdar	4



11	Surgical Outcome of Esotropia Patients- A Prospective Study in a Rural Medical College	Arushi Mittal	4
12	Cracking ROP's Code: How Blood Biomarkers Are Changing the Game.	Divya Katiyar	4
13	Post Treatment Macular Microvascular Changes in Children with Anisometropic Amblyopia Using OCT Angiography	Bharti Ekka	4
14	Topiramate Induced Bilateral Angle Closure with Anterior Uveitis – A Masquerade in a Migraine Patient	Ruchi Agarwal	4



Dr. A. C. Agarwal Trophy Prelims I

13-06-2025
4:15 PM- 5:30 PM
Hall - MR 17 HALL C

Chairperson : Narottama Sindhu

Moderator : Deepa Sharma

Judge : Vivek Gupta

Judge : Anju Rastogi

Judge : Gagan Bhatia

Judge : Anita Sethi

Judge : Kiran Bhanot

S.No	Title	Speaker	Duration
1	Effects of steep Trendelenburg position during Robotic Assisted Laparoscopic procedures on Intra Ocular Pressure & Optic Nerve Head parameters	Mainak Bhattacharyya	4
2	Comparison of Effects of INJ Ranibizumab 0.25 Mg vs INJ Aflibercept 1Mg in ROP	Navjyot Kaur	4
3	All Eyes on Myopia! An Evidence-Based Approach to Childhood Myopia Management	Kritika Chopra	4
4	ONSF vs VP SHUNT: Panacea for Fulminant IIH Methods	Swati Sharma	4
5	Patient Cooperation and Surgeon Satisfaction During Temporal and Superior Phacoemulsification Under Topical Anesthesia	Kunal Singh	4
6	To Assess the Relationship Between The Optical Coherence Tomography Angiography Vessel Density and Visual Field Defects in Glaucoma Patients	Deepansh Garg	4
7	The Pattern of Anterior Uveitis In a Tertiary Care Hospital in The Region of Delhi-NCR	Animesh Singh	4
8	To Assess the Role of Statins as an Adjunctive Anti-VEGF Therapy for Clinically Significant Macular Edema (CSME) in Type 2 Diabetes Mellitus	Ashish Markan	4



Free Paper - Retina III

13-06-2025
4:15 PM- 5:30 PM
Hall - MR 16 HALL D

Chairperson : Raj Pal
Moderator : Ankur Singh
Judge : Avnindra Gupta
Judge : Priyank Garg
Judge : Nikhil Pal
Judge : Lakshmi Kuniyal
Judge : Saurabh Verma

S.No	Title	Speaker	Duration
1	Long Term Functional and Morphological Outcomes in Patients with Retinal Vein Occlusion Treated with Intravitreal Injection Bevacizumab	Suman Gupta	4
2	Beyond the Retinal Exam: Blood Biomarkers Forecast ROP's Zone & Stage Trajectory	Divya Katiyar	4
3	Visual Outcomes Following Posterior Segment Foreign Body Injuries: A Comprehensive Review	Geetanjali Chhaparia	4
4	Epidemiology of Patients Presenting with Posterior Segment Trauma to a Tertiary Care Eye Hospital in Eastern Uttar Pradesh, Following Closed Globe Injury	Ashima Varshney	4
5	Comparative Evaluation of Combined Phacoemulsification Surgery and Low-Dose Intravitreal Triamcinolone Acetonide Versus Stand-Alone Surgery in Patients of Cataract with Diabetic Retinopathy.	Adithya R Nath	4
6	Primary Vitrectomy With Internal Limiting Membrane Peeling For Management of Diabetic Macular Edema With Subfoveal Plaque Like Hard Exudates.	Charu Maggo	4
7	Evaluating Visual Outcomes and Refractive Status Following Combined Silicone Oil Removal and Cataract Surgery with IOL Implantation: A Retrospective Analysis	Prafull Sonekar	4
8	Posterior Segment Involvement in Ocular Tuberculosis: A Case Series	Sakshi Negi	4
9	A Study on Retinal Changes in Pre-Eclampsia and Eclampsia Patients	Abhijnan Ghosh	4
10	Influence of Serum Lipids in Case of CSME in Type -2 Diabetic Retinopathy Cases	Uzma Pervin	4



11	Comparative Study of Diabetic Retinopathy in Altered Lipid Profile Versus Normal Lipid Profile and Visual Outcome After Treatment of Diabetic Retinopathy With Lipid Lowering Agents and Anti-VEGF Bevacizumab	Aditi Gautam	4
12	Seeing Beyond the Surface: OCT Based Diagnosis of Retinal Astrocytic Hamartomas in Tuberous Sclerosis Complex, a Case Series	Samarpita Dhar	4
13	The Prevalence and Risk Factors by Screening in Age Related Macular Degeneration Patients above 60 years of age in Tertiary Care Hospital of Western Maharashtra	Madhurika Kalbande	4
14	To Study Foveal and Macular Thickness Measurements by Optical Coherence Tomography in Myopic Patients : A Cross Sectional Study	Manpreet kour	4
15	Atypical Central Serous Chorioretinopathy: A Case of Diagnostic Challenge and Resolution	Vipul Singh	4
16	Off The Beaten Path: A Sideways Take on Hemiretinal Vein Occlusion	Anu Sehwat	4
17	Enhancing Vitrectomy Outcomes: The Role of Anti-VEGF as an Adjunct in Proliferative Diabetic Retinopathy	Nusrat Jahan Dakhani	4



ABCs of Phacoemulsification

14-06-2025
8:30 AM- 9:45 AM
Hall - Auditorium 1

Chairperson : Pranav Ranjan
Co-Chairperson : Mukesh Kumar Taneja
Convenor : Arun Baweja
Moderator : Sreeni Edakhlon
Panelist : Abhishek Onkar
Panelist : Anurag Badhani
Panelist : Bharat Mehta

S.No	Title	Speaker	Duration
1	Mono/EDOF/Trifocal: Which One and When?	Sonu Goel	7
2	Incision Construction: Basic Tips and Tricks	Jayashree Baruah	7
3	Circumferential Capsulorhexis: A New Tool For Fool Proof Rhexis In Intumescent Cataract	Vinay Garodia	7
4	Pseudoexfoliation and Its Challenge	Sajjad Fazili	7
5	Challenges In Hypermature Cataracts	Chitra Ramamurthy	7
6	Tips For Cataract Surgery In Hazy Media?	Deepak Mishra	7
7	Sirius Tomography: Optimizing Refractive Outcome Of Toric IOL.	N. Z. Farooqui	7
8	Problem Solving In Premium IOLS	Manpreet Kaur	7



Glaucoma: Key Concepts for New Practitioners

14-06-2025
8:30 AM- 9:45 AM
Hall - Auditorium 2

Chairperson : Manoj Mathur
Co-Chairperson : Ankur Sinha
Convenor : Rakesh Shakya
Co-Convenor : Nisha Sinha
Moderator : Dewang Angmo

S.No	Title	Speaker	Duration
1	Is it glaucoma or neurological ?	Rashmin Gandhi	7
2	Progression in Glaucoma	Gur Satinder Singh	7
3	Angle Closure Disease : Prevailing Understanding	Talvir Sidhu	7
4	Rho Kinase Inhibitors in Glaucoma Management - The Present Day Scenario	Swarnali Sen	7
5	Trabeculectomy Step by Step	Prateep Vyas	7
6	SICS trabeculectomy: Novel innovative approach	Abhishek Onkar	7
7	Where does SLT Stand in My Practice?	Sathyan P	7
8	Systemic management of glaucoma patients?	Tanuj Dada	7



Corneal Practice Essentials

14-06-2025
8:30 AM- 9:45 AM
Hall - Auditorium 2A

Chairperson : Srikant Sahu
Co-Chairperson : Prateek Teotia
Convenor : Jaya Gupta
Moderator : Pranita Sahay
Panelist : Abhinav Prakash

S.No	Title	Speaker	Duration
1	Vernal Keratoconjunctivitis What,When and How	Sunandini Bose	7
2	Role Of Epithelial Thickness Mapping In Ocular Surface Disorders	Ruchi Shukla	7
3	Ocular Chemical Injuries: Assessment and Management	Nisha Bharti	7
4	Pearls of Anterior Staphyloma Management	Nupur Gupta	7
5	The Enigma of Central Toxic Keratopathy	Srilathaa Gunasekaran	7
6	Corneal Topography: Alternative Diagnostic Tools to Pentacam For Corneal Assessment	Iffat Nasir	7
7	Collagen Crosslinking : Tips and Tricks	Pragya Ahuja	7



Newer Horizons in Ophthalmology

14-06-2025
8:30 AM- 9:45 AM
Hall - MR 19 HALL A

Chairperson : S. Natarajan
Co-Chairperson : Namrata Sharma
Convenor : Doel Biswas
Moderator : Sudipta Ghosh
Panelist : Jayanta Kumar Das
Panelist : Tania Ray Bhadra
Panelist : Sima Das

S.No	Title	Speaker	Duration
1	FFA In ROP : Addressing The Inaccuracies Objectively	Bibhuti P. Kashyap	7
2	Tips And Tools For Canalicular Tear Management In Modern Era	Jayanta Kumar Das	7
3	Road Bumps on the Silky Route: A Beginner's Perspective !	Doel Biswas	7
4	The Mysterious M of MIGS	Tania Ray Bhadra	7
5	Recent Advances in Retinoblastoma Diagnosis and Management	Sima Das	7
6	Key Note - Seeluma Digital Microscope, Robotic Retinal Surgery , Artificial Retina , Gene Therapy - Where Are We Now.	S. Natarajan	10
7	Key Note - Combating Corneal Angiogenesis	Namrata Sharma	10



Challenges and Innovations in Ophthalmology

14-06-2025
8:30 AM- 9:45 AM
Hall - MR 18 HALL B

Chairperson : Cyrus M. Shroff
Co-Chairperson : Avnindra Gupta
Convenor : Gagan Bhatia
Co-Convenor : Gaurav Garg
Moderator : Hina Kauser
Panelist : Jasdeep Kaur

S.No	Title	Speaker	Duration
1	Postoperative Shallow Anterior Chamber with high IOP : A Minimally Invasive Approach	Monika Gupta	7
2	Phaco with glaucoma drainage device in neovascular glaucoma	Sheikh Sajjad	7
3	Challenging Cataract Surgery - Simple Solutions	Bhupesh Singh	7
4	Management of Subluxated Crystalline Lens In Children	Siddharth Madan	7
5	Intracameral Antibiotics - Cefuroxime and Moxifloxacin	Sagnik Sen	7
6	Persistent Macular Edema: is SCITA the game changer?	Ajay Aurora	7
7	Spherical Abberations	Pushkar Dhir	7
8	68Ga-DOTATATE PET/CT: A non-invasive technique to address Diagnostic Challenges in Optic Nerve Sheath Meningiomas	Amrita Sawhney	7



Contact Lenses for Myopic Eyes: From Correction to Control

14-06-2025
8:30 AM- 9:45 AM
Hall - MR 17 HALL C

Chairperson : Reena Sethi
Co-Chairperson : Vaishali Une
Convenor : Rasheena Bansal
Co-Convenor : Shweta Singh
Moderator : Sarmishtha Behera
Panelist : Manu Muraleekrishna
Panelist : Nikhil Seth

S.No	Title	Speaker	Duration
1	Concepts in Evolution: Should Pre -Myopia be Identified and Treated	P.K. Pandey	7
2	Correlation of OCT Angiography and Myopia Prognostication?	Lipika Roy	7
3	Orthokeratology - The Future of Vision Correction and Myopia Control?	Monica Chaudhry	7
4	Glaucoma in Myopia	Lavanya Raghavan	7
5	Pediatric Spectacle Prescription- Do's and Dont's	Deepti Joshi	7
6	Importance Of Dry Eye Assessment During Pre Contact Lens Fit	Anitha Arvind	7



5 Mistakes To Learn From : YOs Sharing Their Journey Of Navigating Difficulties In Different Stages Of Career

14-06-2025
8:30 AM- 9:45 AM
Hall - MR 16 HALL D

Moderator : Nupur Goel
Panelist : Divakant Misra
Panelist : Aditya Sethi
Panelist : Arshi Singh
Panelist : Ankit Agrawal

S.No	Title	Speaker	Duration
1	5 Mistakes to learn from: Being a Resident	Nandita Trivedi	6
2	5 Mistakes to learn from: Fellowship	Prachi Grover Mehta	6
3	5 Mistakes to learn from: SRship	Ritu Singh	6
4	5 Mistakes to learn from : Working in a Medical College as Faculty	Manpreet Kaur	6
5	5 Mistakes to learn from: Working in an Institute	Namita Kumari	6
6	5 Mistakes to learn from: Working in a Corporate	Puneet Jain	6
7	5 Mistakes to learn from: Running a Private Practice	Nilesh Kumar	6
8	5 Mistakes to learn from: Side business beyond Profession (ways to make money besides Ophthalmology)	Sunandini Bose	6
9	Panel discussion		18



Orbit & Oncology Essentials

14-06-2025
8:30 AM- 9:45 AM
Hall - MR 6 HALL F

Chairperson : Bhavna Chawla
Chairperson : V.P. Gupta
Co-Chairperson : Poonam Jain
Convenor : Shaloo Bageja
Co-Convenor : Akshay Nair
Moderator : Sreedhara Shankara
Panelist : Obaidur Rehman
Panelist : Saurbhi Khurana

S.No	Title	Speaker	Duration
1	Evaluation of Congenital and Acquired Ptosis	Meenakshi Wadhwani	7
2	Eyelid Lump and Bumps: Case Based Approach.	Puneet Jain	7
3	Lid Margin Mucus Membrane Graft in Varied Situations	Maneesh Kumar	7
4	Unusual Presentations of Orbital Cysticercosis	Nidhi Pandey	7
5	Sclerotherapy in Orbital Diseases	Ayushi Agarwal	7
6	OSSN- The art of recognising masquerades	Anasua Ganguly	7



From Scan to Shot : Spectrum of Retinal Care

14-06-2025
8:30 AM- 9:45 AM
Hall - MR 8 HALL H

Chairperson : Dinesh Talwar
Co-Chairperson : R. P. Singh
Convenor : Neeraj Sanduja
Co-Convenor : Aman Khanna
Moderator : Bhuvan Chanana
Panelist : Gauri Khare
Panelist : Obuli Ramachandran Nandhakumar

S.No	Title	Speaker	Duration
1	Understanding OCT Angiography	Indranil Saha	7
2	Role UWF Angiography In Detecting Peripheral Retinal Disorders	Raji K	7
3	Clinical Trials In Retinal Vein Occlusions	Rahul Bhatia	7
4	Approach to management - Retinal Venous Occlusion?	Somendra Pratap Chaudhary	7
5	Branch Retinal Vein Occlusion : How To Manage?	Anisha Seth Gupta	7
6	Role Of Laser Photocoagulation In Diabetic Macular Edema In An Era Of Anti VEGF Injections	Asmita Rahul Phase	7
7	How To Give Intravitreal Antibiotics: A Skill Every Cataract Surgeon Must Know	Deboja Mahashweta	7
8	Tips and tricks of intraocular foreign body management	Aditya Kapoor	7



Little Eyes, Big Challenges: Paediatric Ophthalmology Today

14-06-2025
8:30 AM- 9:45 AM
Hall - MR 7 HALL G

Chairperson : Rohit Saxena
Co-Chairperson : Anshuman Vaish
Convenor : Geetha Srinivasan
Co-Convenor : Aditya Sethi
Moderator : Rasheena Bansal

S.No	Title	Speaker	Duration
1	Pediatric Eye Examination: A Tough Nut to Crack	Anita Ganger	7
2	Pediatric Cataract Workup	Chirakshi Dhull	7
3	IOL Power Calculation in Pediatric Cataracts	Prolima Thacker	7
4	Pediatric Cataract Surgery - Complex Scenarios	Rajat Kapoor	7
5	Ocular manifestations of rare syndromes in pediatric population	Shipra Sharda	7
6	Paediatric Keratoconus: Management and Role of Cross Linking	Priyanka Bhuyar	7
7	Role of Television Games in Amblyopia	Vaishali Tomar	7
8	Supporting the Support-Counselling Parents of Kids With Low Vision	Bharat Mehta	7
9	Genetics in paediatric ophthalmology	Shailja Tibrewal	7



Ophthalmic Surgery: Practical Tips

14-06-2025
8:30 AM- 9:45 AM
Hall - MR 15 HALL I

Chairperson : Jawahar Lal Goyal
Co-Chairperson : Sarita Aggarwal
Convenor : A.K. Ghai
Co-Convenor : Sameer Kaushal
Moderator : Mukesh Taneja

S.No	Title	Speaker	Duration
1	DSAEK- How to Get it Right all the Time	Chirag Mittal	7
2	Ultra thin DSEK My New Take	John Sarkar	7
3	Bimanual Vaccurhexis : A Novel OVD free technique for Capsulotomy in intumescent cataract.	Rakesh Gupta	7
4	Cataract Sx in High Myopia /PPC	Aditi Sood	7
5	Taut Posterior Hyaloid: Management and case based Discussion	Bhuvan Chanana	7
6	The Art of the Peel- Mastering ERM and ILM Peeling Techniques	Neeraj Sanduja	7
7	Versatility and Ease of iris clip IOLs (Video Based)	Vijay Kumar Nichlani	7



Free Paper - Ocular Oncology

14-06-2025
8:30 AM- 9:45 AM
Hall - MR 11 HALL J

Chairperson : Bhavna Chawla
Moderator : Rwituja Thomas
Judge : Parveen Kumar Mongre
Judge : Gaurav Garg
Judge : Manu Saini
Judge : Sumit Grover

S.No	Title	Speaker	Duration
1	Is it Retinoblastoma?	Tapashree Ghosh	4
2	Sclerotherapy in Orbital Dermoid Cysts: A Promising Minimally Invasive Approach	Ankita Aishwarya	4
3	Case of Basal Cell Carcinoma	Masoom Waris Khan	4
4	Unveiling the Visual Impact of Optic Nerve Infiltration in Acute lymphoblastic leukemia	Shalu Yadav	4
5	Rodent Ulcer With a Twist: Exploring the Pigmented Variant of BCC. A Case Study.	Geetika Singh	4
6	Indocyanine Green Enhanced Transpupillary Thermotherapy For Treatment Of Circumscribed Choroidal Hemangioma	Shivayan Srivastava	4
7	Managing a Challenging Case of LL BCC: A Surgical Dilemma	Shailesh Singh Kanwar	4



H. I. P. (Fast Fact & Key Takeaways)

14-06-2025
09:45 AM - 11:00 AM
Hall - Auditorium 1

Chairperson
Namrata Sharma

Moderators
Gaurav Luthra, Aafreen Bari



Current Scenario of AI in Ophthalmology – An Update

14-06-2025
09:45 AM - 11:00 AM
Hall - Auditorium 2

Chairperson : Radhika Tandon
Co-Chairperson : Pradeep Venkatesh
Convenor : Tanuj Dada
Co-Convenor : Vivek Gupta
Moderator : Nawazish Fatma Shaikh

S.No	Title	Speaker	Duration
1	Introduction to Artificial Intelligence and its scope in Ophthalmology	Radhika Tandon	10
2	AI in Retinal Disease Diagnosis: Where Are We Now	Pradeep Venkatesh	10
3	AI in Anterior Segment Disorders: Cornea, Cataract and Surgical Planning	Tavish Gupta	10
4	AI in Glaucoma: Predictive Analytics, Imaging and Beyond	Tanuj Dada	10
5	Ethical, Legal and Implementation Challenges in Ophthalmic AI	Saurabh Verma	10
6	AI in Indian Ophthalmology: Scaling Innovation for Impact	Vivek Gupta	10



Next-Gen Phaco

14-06-2025
09:45 AM - 11:00 AM
Hall - Auditorium 2A

Chairperson : Harbansh Lal
Co-Chairperson : Reena Sethi
Convenor : Harshul Tak
Co-Convenor : Raghav Malik
Moderator : Piyush Kapur

S.No	Title	Speaker	Duration
1	Cataract Workflow-Efficiency without compromise	Krishna Prasad Kudlu	7
2	Complete chopping - the most important step in management of hard nucleus	Nilendu Dutta Mishra	7
3	Nucleus management in extremes - hard and soft cataract	Sreeni Edakhlon	7
4	PCR With Residual Nucleus: Concave 9.5 mm Lens Scaffold	Sanjay Chaudhary	7
5	Flow Issues After Posterior Capsular Rupture	Jayashree Baruah	7
6	Customised Chopping For Different Grades of Cataracts	Minu Mathen	7
7	Cataract Surgery in Diabetic Patient?	Rajan Gupta	7
8	Cataract surgery in vitrectomised/ silicone oil filled eyes	Shrinivas M. Joshi	7



Court Martial

14-06-2025
09:45 AM - 11:00 AM
Hall - MR 19 HALL A

Chairperson
Partha Biswas

Co-Chairperson
Chitra Ramamurthy



The High Stakes Retina : Case-Based Reflections and Best Practices

14-06-2025
09:45 AM - 11:00 AM
MR 18 HALL B

Chairperson : Cyrus M. Shroff
Co-Chairperson : Neeraj Sanduja
Co-Chairperson : Charu Gupta
Moderator : Deepa Sharma

S.No	Title	Speaker	Duration
1	Case based insights - Aflibercept in managing AMD & PCV (ST)	Avnindra Gupta	15
2	Untangling Neovascular Nets: Surgical strategies for Proliferative Diabetic Retinopathy	Manisha Agarwal	10
3	Back to Buckle: Resurrecting a time - tested technique	Avnindra Gupta	10
4	Restoring the curve: Customised approach to management of Myopic maculopathy	Deependra Vikram Singh	10
5	Peeling back the complex Layers: Managing lamellar hole associated Epiretinal proliferation and macular folds	Vishal Agarwal	10
6	Closing the Gaps: Tackling complex macular holes	Vinod Kumar	10



Walk the Talk

14-06-2025
09:45 AM - 11:00 AM
MR 17 HALL C

Moderator : Doel Biswas

S.No	Title	Speaker	Duration
1	How to sell ice cream to an Eskimo!	Partha Biswas	10
2	Between Scalpel and Wok!	Chitra Ramamurthy	10
3	Lend me your ears!	Ikeda Lal	10
4	Dare to Bare!	Aditya Sethi	10
5	Life beyond 9 to 5!	Arvind Kumar Morya	10



Glaucoma Basics Revisited

14-06-2025
09:45 AM - 11:00 AM
Hall - MR 16 HALL D

Chairperson : Manish Shantilal Shah
Co-Chairperson : Sathyan P
Convenor : Viney Gupta
Co-Convenor : Vijaya L
Moderator : Abhishek Chandra

S.No	Title	Speaker	Duration
1	Tenets of Gonioscopy	Richa Gupta	7
2	Beyond Gonioscopy	J.C. Das	7
3	Optic Nerve Head Evaluation: How Sound are We?	Sumit Sachdeva	7
4	Perimetry Insights	Meenakshi Y. Dhar	7
5	Normal Tension Glaucoma: Beyond IOP	Tripti Johri	7
6	Pediatric Anterior Segment Dysgenesis: How it Differs?	Julie Pegu	7
7	Predictors of Glaucoma Post VR Surgery	Gopal S. Pillai	7



Symposium - Biometry

14-06-2025
09:45 AM - 11:00 AM
Hall - MR 6 HALL F

Chairperson : Sudarshan Kumar Khokhar
Co-Chairperson : Rajesh Sinha
Co-Chairperson : Rohit Saxena
Convenor : Rishi Swarup
Moderator : M. Vanathi
Panelist : Jasleen Kaur
Panelist : Vinita Gupta
Panelist : Saswata Ray
Panelist : Mukesh Taneja

S.No	Title	Speaker	Duration
1	Biometric Fundamentals: Tips and Traps & Optimization - Way to Go	Jasleen Dhillon	7
2	Mapping Young Eyes: The Science of Pediatric Biometry	Vinita Gupta	7
3	Toric Tantrums	M. Vanathi	7
4	Post-Keratoplasty Biometry: Challenges and Cutting-Edge Solutions	Mukesh Taneja	7
5	Challenges and Solutions in Post-Refractive-Surgery Eyes	Saswata Ray	7
6	Refractive Surprise	Rishi Swarup	7



IIRSI Session

14-06-2025
09:45 AM - 11:00 AM
Hall - MR 7 HALL G

Chairperson : Mahipal S. Sachdev

Co-Chairperson : S. Bharti

Co-Chairperson : Sonu Goel

Co-Chairperson : Rajesh Sinha

S.No	Title	Speaker	Duration
1	AI and ML in Refractive Surgery: The Future of Personalized Care	Pooja Khamar	8
2	Pioneering Advances in KLEX Surgery	Mahipal S. Sachdev	8
3	Breaking Barriers: Innovations in Phakic IOLs/Bioptics/Trioptics	Sonu Goel	8
4	Femtosecond Laser-Assisted Cataract Surgery	Anagha Heroor	8
5	Managing Complications in Advanced Refractive Procedures	Sudarshan Kumar Khokhar	8
6	Enhancing Post-Surgical Outcomes with Phakic IOLs	Bhupesh Singh	8
7	Decoding Dysphotopsias: Understanding and Managing Visual Quality Issues	S. Bharti	8
8	Glued IOL in Challenging Situations	Avnindra Gupta	8



Paradigms and Dilemmas in Diagnosis and Management of Keratoconus: Cornea Surgeons Perspective

14-06-2025
09:45 AM - 11:00 AM
Hall - MR 8 HALL H

Chairperson : Partha Biswas
Moderator : John Sarkar
Moderator : Aditi Ghosh Dastidar
Panelist : Jaya Gupta
Panelist : Doel Biswas
Panelist : Surabhi Dutt
Panelist : Manpreet Kaur
Panelist : Chaitali Basu
Panelist : Amit Kumar Das
Panelist : Sudipta Ghosh

S.No	Title	Speaker	Duration
1	Clinical Etiology and Newer Concepts of Keratoconus	Vanlalmuanpuii Ralte	7
2	Diagnosis and Early detection of Keratoconus	Raj Shekhar Paul	7
3	How to Halt the Progression of Keratoconus and Different Protocols of CXL	Ashish Ghosh	7
4	Best time to intervene surgically with latest technology	John Sarkar	7
5	Newer Treatment Modalities and Recent Advances	Amit Kumar Das	7



Art and Science of Ocular Aesthetics

14-06-2025
09:45 AM - 11:00 AM
Hall - MR 15 HALL I

Chairperson : Ashok Kumar Grover
Co-Chairperson : Mandeep Singh Bajaj
Convenor : Anita Sethi
Co-Convenor : Rishi Raj Singh
Moderator : Manu Saini
Panelist : Sreedhara Shankara

S.No	Title	Speaker	Duration
1	Powered Endoscopic DCR: Tips and Tricks	Ayushi Agarwal	7
2	Fillers in Periorbital Rejuvenation	Mridula Malhotra Mehta	7
3	Bleomycin Boost: An Adjuvant to Lid Reconstruction	Urmil Chawla	7
4	Myaesthesia and The Eye	Amrita Kapoor	7
5	Facial Spasms Simplified	Nupur Goel	7
6	My Experience With Frontalis Advancement With Lavator Resection	Ruchi Goel	7
7	Lateral Tarsal Strip : A Versatile Surgical Procedure	Saurbhi Khurana	7
8	Envision - Define The Future of Aesthetic Ophthalmology (ST)	Kamal Bandhu Kapoor	7



Free Paper - Miscellaneous II & Finale

14-06-2025
09:45 AM - 11:00 AM
Hall - MR 11 HALL J

Chairperson : Anitha Arvind
Moderator : Ankur Singh
Judge : Bibhuti P. Kashyap
Judge : Indranil Saha
Judge : Sudipta Ghosh
Judge : Meenakshi Wadhwani

S.No	Title	Speaker	Duration
1	Knowledge and Awareness About Age-Related Macular Degeneration Among Students of People's University , Bhopal	Raj Kumar Dejwar	4
2	Profile of Ocular and Periocular Trauma and Outcome of its Primary Management.	Shubham Gupta	4
3	A Clinical Profile of Paediatric Patients With Ocular Trauma Presenting To Tertiary Care Hospital And Management	Shiwali	4
4	Clinical Manifestations in Thyroid Eye Ophthalmopathy: Unravelling the Impact of Autoimmune Thyroid Disease.	Apoorva Pandey	4
5	To Estimate the Serum Ige Level and to Study the Allergen Profile in Allergic Conjunctivitis	Amita Srijan	4
6	To Determine the Risk Factors, Prevalence and Clinical Manifestations of the Computer Vision Syndrome Among College Going Students	Ashutosh Dua	4
7	Assesment of Quality Of Vision in Patients Who Have Undergone Trifocal Lens Implantation	Panku	4
8	Peeping Through the Window Snellen's Chart Into the World of Digital Vision Charts	Jyoti Yadav	4
9	Using Aqueous Angiography for Functional Aqueous Outflow in POAG Versus PACG : A Comparative Study	Nitika Beri	4
10	Simulator-Based Learning for Phacoemulsification Training of Postgraduate Residents - Experience from Two Tertiary Eye Care Centres in North India	Aastha Singh	4
11	Eyes that Speak: New Resident's Retinoscopy Revelation	Divya Datta	4



OPL

14-06-2025
11:00 AM- 12:30 PM
Hall - Auditorium 1

Chairperson : Mahipal S. Sachdev

Teams	Team Members
Chennai Capsules	
Mohan Rajan (C)	Rajesh Sinha
	Anagha Heroor
	Kirti Singh
Delhi Divide & Conquer	
Namrata Sharma (C)	Santosh G. Honavar
	Arvind Kumar Morya
	Raghav Malik
Kolkata Knight Riders	
Chitra Ramamurthy (C)	Radhika Tandon
	Mukesh Sharma
	Minu Mathen
Mumbai Multifocals	
Sudarshan Kumar Khokhar (C)	Devendra Venkatramani
	Manpreet Kaur
	Obuli Ramachandran Nandhakumar



International Retina Session by Maria Vadala

14-06-2025
11:00 AM- 11:30 PM
Hall - Auditorium 2

Chairperson : R. P. Singh

Moderator : Manoj Khatri

Panelist : Pulak Agarwal

S.No	Title	Speaker	Duration
1	Redefining Drying to Durability in Management of nAMD & DME - My Clinical Experience	Maria Vadala	15
2	Panel Discussion - Evolving Paradigms of Anti VEGF Treatment		15



Practice Efficiency + Medico Legal Aspects in Ophthalmology

14-06-2025
11:30 AM- 12:30 PM
Auditorium 2

Chairperson : K.P.S. Malik
Co-Chairperson : B.K. Gupta
Convenor : Jasvinder Singh Chilana
Co-Convenor : Alkesh Chaudhary
Moderator : Pankaj Varshney

Keynote - The Impact of widefield Retinal Imaging on Practice Efficiency - Gaurav Luthra (15 Mins)

S.No	Title	Speaker	Duration
1	Frivolous Medical Negligence Cases -How to Tackle	S.C. Lakhotia	7
2	Navigating Medical Negligence: Keep Yourself Safe	Shubha Bansal Bhargava	7
3	POCSO in Medical Practice	Pankaj Varshney	7



Modern IOL Solutions: Precision and Personalization

14-06-2025
11:00 AM - 12 :15 PM
Hall - MR 19 HALL A

Chairperson : Kamal Bandhu Kapoor
Co-Chairperson : Sheikh Sajjad Ahmed
Convenor : Arun Baweja
Convenor : Sandhya R
Co-Convenor : Inder M. Rustagi
Moderator : Vinod Arora

S.No	Title	Speaker	Duration
1	IOL Exchange : Techniques revisited	Purender Bhasin	7
2	Full Range of Vision Without Compromise (ST)	Sonu Goel	7
3	Custom Enhancement of Vision With ISOFOCAL (ST)	Rakesh Gupta	7
4	Importance of Rotational Stability in Toric IOLs (ST)	Ankit Agrawal	7
5	Advance Monofocals – Need of Hour (ST)	Rishi Raj Singh	7
6	My Experience with New Generation Presbyopia Correcting IOL (ST)	Krishna Prasad Kudlu	7
7	New Age Tri-Focal with Pairing Approach (ST)	Ankit Vinayak	7
8	Greater Patient inclusions with new generation PC IOLs (ST)	Shail Vasavada	7



Learn From The Masters

14-06-2025
11:00 AM- 12:30 PM
Hall - Auditorium 2A

Chairperson : Pawan Goyal
Chairperson : Jeewan Singh Titiyal
Convenor : Mita Joshi
Co-Convenor : Lalit Kumar Nepalia
Moderator : Prafulla Kumar Maharana
Panelist : Sunandini Bose
Panelist : Neeraj Shah

S.No	Title	Speaker	Duration
1	Keynote	Partha Biswas	7
2	Cataract Surgery in Iridofundal Coloboma	Pranita Sahay	7
3	Phacoemulsification surgery in Corneal Diseases	Prafulla Kumar Maharana	7
4	Managing Posteriorly Dislocated IOL: SF IOL; Glued IOL and CMT Flex IOL	Ajay Aurora	7
5	Iris Reconstruction Made Easy	Satanshu Mathur	7
6	SICS - Whats New in SICS?	Usha Johari	7
7	Truth & Hype in Cataract Surgery	Noshir M. Shroff	7
8	PC plaque management with/without a PCR	Sanjay Chaudhary	7
9	Importance of imaging in cataract surgery	Jeewan Singh Titiyal	7
10	Management of Punctal Stenosis (Punctoplasty)	Hardeep Singh	7



Ocular Surface Reconstruction Explained

14-06-2025

11:15 AM- 12:45 PM

Hall - MR 18 HALL B

Chairperson : Virender Singh Sangwan

Co-Chairperson : Sujata Das

Convenor : Shakeen Singh

Co-Convenor : Ashi Khurana

Moderator : Rajat Jain

Panelist : Aditi Ghosh Dastidar

Panelist : Nishtha Khurana

S.No	Title	Speaker	Duration
1	Acute Chemical Injury Staging and Management	Virender Sangwan	10
2	How is Corneal Scar Different From LSCD + Clinical Classification of LSCD	Rajat Jain	10
3	Classical Way for Doing SLET - step by step	Ikeda Lal	10
4	SLET Modifications & Complications	Nikunj Patel	10
5	SJS - Principles Of Management + Role of Scleral Lens	Isha Chaudhari	10
6	Surface Plasty Surgeries you Must be Aware of	Swati Singh	10
7	Lid Procedures You Must Know For a Better Ocular Surface	Sima Das	10



OR to AI: Evolving Frontiers in Postgraduate Teaching Session

14-06-2025
11:00 AM - 12:15 PM
Hall - MR 17 HALL C

Chairperson : Sarita Aggarwal

Chairperson : Rohit Saxena

Chairperson : Purender Bhasin

Moderator : Anu Malik

Panelist : Anita Ganger

Panelist : Ankita Ranjan

Panelist : Aastha Singh

Panelist : Shweta Walia

S.No	Title	Speaker	Duration
1	Ocular Surface Disorders: Innovations in Diagnosis and Management	Jeenu Priya	8
2	Keratoconus 2.0: Imaging Innovations and Diagnostic Breakthroughs	Urvija Choudhary	8
3	Precision Medicine in Glaucoma Management	Suneeta Dubey	10
4	Paediatric Ophthalmology Revisited: Screening guidelines, neuroplasticity insights, and modern amblyopia therapies	Digvijay Singh	8
5	Global Blindness: Can You Be a Part of the Solution?	Purendra Bhasin	8
6	Demystifying Clinical Trials: A Young Ophthalmologist's Guide	Vikas Kanaujia	10
7	Beyond the Slit Lamp: AI and Machine Learning in Ophthalmology	Anu Malik	8
8	One thing I wish I knew in residency (Rapid-fire Panel)	Shweta Walia, Aastha Singh, Ankita Ranjan, Anita Ganger	10



Tele-Ophthalmology Society of India Session

14-06-2025

11:00 AM - 12 :15 PM

Hall - MR 16 HALL D

Chairperson : S. Natarajan
Convenor : Abhishek Sachdeva
Co-Convenor : Arvind Kumar Morya
Moderator : Manoj Mathur
Panelist : Jayanta Kumar Das

S.No	Title	Speaker	Duration
1	Screening through Tele Ophthalmology to Prevent Diabetic Blindness - S.T.O.P Blindness , Jyot Se Jyot Jalao	S Natarajan	7
2	Telemedicine Guidelines	Manoj Mathur	7
3	Tele-Ophthalmology: Present and Future Pragmatic Perspectives	Abhishek Onkar	7
4	Technological Advancements in Tele-Ophthalmology	Kanwaljeet H. Madan	7
5	The Importance of Tele-Education and Patient Counselling	Sudipta Ghosh	7
6	Why Tele Ophthalmology Early in Practice	Abhishek Sachdeva	7



DALK Step by Step – A Simple Approach

14-06-2025

11:00 AM - 12 :15 PM

Hall - MR 6 HALL F

Chairperson : M. Vanathi

Convenor : Ritu Nagpal

Moderator : Hazem Yassin

Panelist : John Sarkar

Panelist : Nikhil Seth

Panelist : Aastha Singh

S.No	Title	Speaker	Duration
1	DALK Step by Step – A Simple Approach	Hazem Yassin	15



All About Diabetic Retinopathy - A VRSI Session

14-06-2025
11:00 AM - 12:15 PM
Hall - MR 7 HALL G

Chairperson : Lalit Verma
Moderator : Manisha Agarwal
Panelist : Ajay Aurora
Panelist : Vinod Agarwal
Panelist : Shalini Singh
Panelist : Pradeep Kumar

S.No	Title	Speaker	Duration
1	Screening for Diabetic Retinopathy	Shalini Singh	7
2	Newer Trends in Imaging DR	Saurabh Luthra	7
3	Real World Evidence of Anti-VEGFs in DME	Pradeep Kumar	7
4	Surgical Management of DME	Vinod Kumar	7
5	Surgical Management of PDR	Manisha Agarwal	7
6	Role of Steroids in Management of DME	Ajay Aurora	7



UKSOS Session

14-06-2025
11:00 AM - 12 :15 PM
Hall - MR 8 HALL H



YO Session

14-06-2025
11:00 AM - 12 :15 PM
Hall - MR 15 HALL I

Moderator : Nilesh Kumar

Moderator : Arshi Singh

Panelist : Digvijay Singh

Panelist : Himanshu Khandelwal

Panelist : Aditya Sethi

Panelist : Pranita Sahay

Panelist : Mainak Bhattacharyya

S.No	Title	Speaker	Duration
1	SRship vs Fellowship -Is one better than the other	Ayushi Agarwal	5
2	Travelling the road less taken	Nilesh Kumar	5
3	Relevance of Comprehensive Ophthalmology Fellowship	Ankit Agrawal	5
4	Checklist for the Cornea Fellow	Aastha Garg	5
5	Checklist for the Oculoplasty trainee	Shalin Shah	5
6	Checklist for the Retina fellow	Divakant Misra	5
7	Relevance of Short term fellowships	Sahebaan Sabharwal	5
8	Work-Life balance for Young Women ophthalmologists	Arshi Singh	5
9	How to Maximize Research Opportunities	Sameer Chaudhary	5
10	Dealing with workplace challenges and difficult situations	Nupur Goel	5



Interesting Cases - Uvea

14-06-2025
11:00 AM - 12 :15 PM
Hall - MR 11 HALL J

Chairperson : Deependra Vikram Singh

Moderator : Simar Rajan Singh

Judge : Neha Goel

Judge : Pooja Bansal

Judge : Sumeet Khanduja

Judge : Pulak Agarwal

S.No	Title	Speaker	Duration
1	Management of Refractory Paediatric Sympathetic Ophthalmia with Cyclosporine	Aishwaraya K	4
2	An Array of Clinical Presentation in a Case of Congenital Unilateral Partial Aniridia	Niharika Batra	4
3	A Rare Case of Granulomatosis Polyangiitis Associated Scleritis Misdiagnosed as Panophthalmitis	Priyanka	4
4	Bilateral Choroidal Granulomas in Miliary Tuberculosis	Sachit Mahajan	4
5	The Mystery of Para-Axial Tubercular Mass - Masquerading As Extramammary Tissue	Sanjivani Prakash Joshi	4
6	TB or Not TB: What's the Verdict?	Hitisha Mittal	4
7	Troubleshooting an Iris Mass in a Pseudophakic Eye: A Case study	Hitisha Mittal	4
8	The Enigma of Idiopathic CNVM	Charul Mittal	4



AIOS Symposium

14-06-2025
12:30 PM- 01:45 PM
Hall - Auditorium 1

Chairperson : Partha Biswas
Chairperson : Harbansh Lal
Co-Chairperson : Jeewan Singh Titiyal
Co-Chairperson : Lalit Verma
Convenor : Mohan Rajan
Co-Convenor : Santosh G. Honavar
Co-Convenor : Manoj Mathur
Moderator : Namrata Sharma
Moderator : Somasheila Murthy

S.No	Title	Speaker	Duration
1	Updates in Scleritis	Somasheila Murthy	7
2	Smile Step by Step	Partha Biswas	7
3	AIOS Suraksha	Manoj Mathur	7
4	Seeing the Unseen	Namrata Sharma	7
5	My Experience With New Generation Phakic IOL's	Krishna Prasad Kudlu	7
6	IOL Scaffold, The Saviour	Mohan Rajan	7
7	Endophthalmitis.	Lalit Verma	7
8	SMILE: Long Term Out Comes	Jeewan Singh Titiyal	7
9	Posaconazole in Fungal Keratitis	M. Vanathi	7



Ophthalmic Challenges: Real Cases, Tough Decisions

14-06-2025
12:45 PM - 01:30 PM
Hall - Auditorium 2

Chairperson : Sugato Paul
Co-Chairperson : Piyush Kapur
Convenor : Manisha Rathi
Co-Convenor : Nabab Ali Khan
Moderator : Sorabh Bhargava

S.No	Title	Speaker	Duration
1	Toxic Ulcerative Keratitis	Srikant Sahu	7
2	IOL Opacification: Tackling the Tertiary Cataract	Nisha Bharti	7
3	Managing sub oil recurrent retinal detachment surgeries.	Shrinivas M. Joshi	7
4	RICL- Better Option Available	Suman Bhartiya	7



What's new in Ophthalmology

14-06-2025
12:30 PM - 01:30 PM
Hall - Auditorium 2A

Chairperson : Sanjay Chaudhary
Co-Chairperson : S. C. Lakhotia
Convenor : Rajiv Bajaj
Co-Convenor : Vishal Arora
Moderator : Bhupesh Singh

S.No	Title	Speaker	Duration
1	Wavelight-Plus Innoveyes	Rahil Chaudhary	7
2	Time to Revisit Surface Ablation? Mastering today's techniques and new technologies	Vinod Arora	7
3	Ambulatory Ophthalmic Surgical Centers : The Way Forward	Arun Sethi	7
4	Tackling aphakia- different strokes	Minu Mathen	7
5	Nuts and Bolts of ?Retro Iris Fixated IOL Surgery?	Shashank Rai Gupta	7
6	Reverse Optic Capture in Special Situations	Shail Vasavada	7



All Round Approach To Ocular Allergy

14-06-2025

12:15 PM - 01:30 PM

Hall - MR 19 HALL A

Chairperson : Radhika Natarajan

Co-Chairperson : Hitendra Ahooja

Convenor : Ashi Khurana

Moderator : John Sarkar

S.No	Title	Speaker	Duration
1	Spectrum Of Allergic Eye Diseases	Radhika Natarajan	7
2	Outlier Cases and Their Challenges	Jaya Gupta	7
3	Complications of Ocular Allergy	Somasheila Murthy	7
4	Algorithmic Approach and Immunosuppression	M. Vanathi	7
5	Surgery For Allergy	Mugundhan Rajarajan	7



Myopia Management Symposium

14-06-2025
12:45 PM - 01:30 PM
Hall - MR 18 HALL B

Chairperson : Mukesh Kumar Taneja

Moderator : Kunal Srivastava

S.No	Title	Speaker	Duration
1	Myopia and Its Management: Environmental, Pharmacological & Optical Solutions (ST)	Digvijay Singh	7
2	Essilor® Stellest® Lenses: Clinical Evidence and Impact (ST)	Kunal Srivastava	7



Residency Plus: Bridging Residency and Global Fellowship

14-06-2025
12:15 PM - 01:30 PM
Hall - MR 17 HALL C

Chairperson : Radhika Tandon

Chairperson : Ashok Kumar Grover

Moderator : Pranita Sahay

Panelist : Dewang Angmo

Panelist : Devendra Venkatramani

Panelist : Pragya Saini

S.No	Title	Speaker	Duration
1	Nuts & Bolts of FRCS	Devendra Venkatramani	7
2	FRCOphth (London) – When to Start and How to Excel	Devesh Kumawat	7
3	ICO, FAICO & Sub-Specialty Fellowship Exams	Pranita Sahay	7
4	Surgical Training Opportunities Abroad	Akshay Nair	7
5	Application Process For Fellowship in UK - My Experience	Toshit Varshney	7
6	From Postgraduation In India to Consultancy in UK – My Experience	Sagnik Sen	7
7	The Examiners Perspective	Sonali Gupta	7
8	Career Options Beyond Ophthalmology	Rashmin Gandhi	7



Applied Ocular Genetics in Clinical Practice

14-06-2025

12:15 PM - 01:30 PM

Hall - MR 16 HALL D

Chairperson : Aradhana Dwivedi

Chairperson : Vinod Kumar

Convenor : Neha Goel

Co-Convenor : Pradeep Kumar

Moderator : Poorna Chandra B.

S.No	Title	Speaker	Duration
1	Know your Basics – Genetic Terminologies and Testing	Aradhana Dwivedi	7
2	Genotype-Phenotype Correlation in Anterior Segment	Shailja Tibrewal	7
3	Approach to Patient With Suspected IRDs	Vinod Kumar	7
4	Genotype-Phenotype Correlation in IRDs	Poorna Chandra B.	7
5	Pearls and Pifalls in Genetic Counselling	Ria Sachdeva	7
6	Frontiers in Gene Therapy – Where do We Stand	Mayank Bansal	7



Surgical Excellence in Cataracts : A RSOS Session

14-06-2025
12:15 PM - 01:30 PM
Hall - MR 6 HALL F

Chairperson : Lalit Kumar Nepalia
Co-Chairperson : Sandeep Vijay
Moderator : Ghulam Ali
Panelist : Suresh Pandey
Panelist : Arun Kshetrapal

S.No	Title	Speaker	Duration
1	Capsulorhexis in Tricky Situations	Saurabh Bhargava	7
2	Phaco in Small Pupil	Mukesh Sharma	7
3	Phaco in White Cataract	Harshul Tak	7
4	Phaco in Brown Cataract	Neeraj Shah	7
5	Optimising Toric IOL Outcomes	Neeraj Khunger	7
6	Secondary IOL's-Different Shades	Vishal Agarwal	7
7	Adding MIGS to Phaco- Case Based Options	Ankur Sinha	7



Innovations and Update a Perspective - UPSOS

14-06-2025
12:15 PM - 01:30 PM
Hall - MR 7 HALL G

Chairperson : Malay Chaturvedi
Chairperson : Shashank Kumar
Chairperson : Niranjan Kumar Singh
Chairperson : Mohita Sharma
Moderator : Abhishek Chandra

S.No	Title	Speaker	Duration
1	The Pinch and Peel Technique- A safe maneuver for an effective PVD	Indranil Saha	7
2	Chronic CSCR - New Hope or Lost Cause?	Sameeksha Agarwal	7
3	Sutureless, Glueless, Pterygium Surgery - The Autologous Blood Method	Ankit Agrawal	7
4	Shifting to premium surgeries why and how?	Gaurav Mishra	7
5	Biosimilars Options Extended	Charu Mithal	7
6	A Decade of Combating the Blinding Aggressive posterior ROP	Kopal Mithal	7
7	OCT A- Patterns to evaluate Macular degeneration	Puneet Gupta	7
8	Flacs Vs. Phaco In patients with Diabetes	Sakshi Kumar	7
9	The Human Analogue to AI Deciphering Screening for Diabetic Retinopathy	Malay Chaturvedi	7



Dry Eye: Evolving Diagnostics and Care

14-06-2025
12:15 PM - 01:30 PM
Hall - MR 8 HALL H

Chairperson : Rajesh Sinha
Co-Chairperson : Rajib Mukherjee
Convenor : Tulika Chauhan
Co-Convenor : Aditi Biyani
Moderator : Lakshmi Kuniyal
Panelist : Aafreen Bari
Panelist : Yogita Gupta
Panelist : Sunandini Bose

S.No	Title	Speaker	Duration
1	Envision - Redefine The Dry Eye Treatment With Newer Technology (ST)	Namrata Sharma	7
2	New Combination Tear Substitutes : Effect on Tear Film	Rishiraj Singh	7
3	Impact of Lifestyle challenges on Ocular surface	Lakshmi Kuniyal	7
4	Non-Invasive ocular surface assessment	Gayatri Ahuja	7
5	Management of severe dry eye beyond eye drops	Neera Agrawal	7
6	IPL therapy in dry eyes	Jeenu Priya	7
7	Optimization of benefit of dry eye treatment by methodical clinical assessment and follow up	Neelima Mehrotra	7



Interesting Cases - Glaucoma I

14-06-2025
12:15 PM - 01:30 PM
MR 15 HALL I

Chairperson : Tanuj Dada
Moderator : Ankur Sinha
Judge : Richa Gupta
Judge : Talvir Sidhu
Judge : Dewang Angmo
Judge : Amrita Kapoor
Judge : Neha Midha

S.No	Title	Speaker	Duration
1	Twice as rare : Coexistence of Severe anterior segment dysgenesis and Congenital Primary Aphakia in a Child	Sonal Yadav	4
2	Primary congenital glaucoma	Raveena Paul	4
3	Iridocorneal Endothelial Syndrome: A Case Report and Review of Diagnosis and Management	Shashi Kumawat	4
4	MMC-Induced Endothelial Toxicity Post Needling with Remarkable Recovery	Mehak Gupta	4
5	Tackling a Case of Post AGV Ocular Hypotony.	Avneet Kaur	4
6	When Pigment Isn't the Only Problem: Managing Glaucoma with Coexisting Angle Recession in a Young Eye	Drishti C	4
7	Glaucoma in a Patient of Wolfram Syndrome- A Rare Association	Akshita Sharma	4
8	Unilateral Case of Advanced Glaucoma in Twin Pregnancy	Rayees Ahmad Sofi	4
9	Simultaneous B/I Angle Closure Glaucoma	Deepak R C	4
10	Navigating Neovascular Glaucoma : Retinal Crisis Giving Birth to Vascular Awakening	Mitasha Baweja	4



Free Paper - Uvea

14-06-2025
12:15 PM - 01:30 PM
Hall - MR 11 HALL J

Chairperson : Ajay Aurora
Moderator : Saurabh Luthra
Judge : Pradeep Kumar
Judge : Ruchir Tewari
Judge : Chirakshi Dhull
Judge : Neetu Gagneja
Judge : Shrinivas M. Joshi

S.No	Title	Speaker	Duration
1	Role of Oral Methyl Prednisolone in VKH not Responding to Oral Prednisolone	Akshi Sharma	4
2	Pattern of Uveitis Seen in a Tertiary Eye Care Center of Central India- Results of Prospective Study	Priyanka	4
3	A Life Without Needles – To Highlight The Efficacy Of SS-OCT and SS-OCTA in Patients With Vogt - Koyanagi-Harada Disease	Nidhi Singh	4
4	Chronic Anterior Uveitis (Iridocyclitis) with Complicated Cataract in a 21-Year-Old Female	Sudeepansh	4



Through the Eyes of Experts: Mastering the Art of Ophthalmology

14-06-2025
1:30 PM - 2:45 PM
Hall - Auditorium 1

Chairperson : N. M. Shroff
Chairperson : Santhangopal K S
Convenor : Virendra Agrawal
Co-Convenor : Inder M. Rustagi
Moderator : R.P. Singh
Panelist : Anshul Goyal
Panelist : Vivek Gupta
Panelist : Manu Muraleekrishna

S.No	Title	Speaker	Duration
1	Strategizing the Management of a Threatened Nucleus Drop	Chitra Ramamurthy	7
2	Retrofixated Iris Claw: How? Why? When?	Anagha Heroor	7
3	Phaco in Buckled Long Eyes	Arup Chakrabarti	7
4	3 D : Dislocated, Decentered, Dangling IOLS	Mohan Rajan	7
5	Magical Malyugin Ring- Phaco in Small pupil	Harshul Tak	7
6	Iris Clip IOLs - Technique, Complications, and their Management	Devendra Venkatramani	7
7	25 years Keratoconus Treatments- what have we Learnt	Anand Parthasarathy	7



Strabismus Simplified

14-06-2025
1:30 PM - 2:45 PM
Hall - Auditorium 2

Chairperson : Pradeep Sharma
Co-Chairperson : Rohit Saxena
Convenor : Swati Phuljhele
Co-Convenor : Deepti P.
Moderator : Aditya Sethi

S.No	Title	Speaker	Duration
1	Managing Strabismus in Myopia	Pradeep Sharma	7
2	Modified Nishidas Proceedure for Monocular Elevation Deficiency	Subhash C. Dadeya	7
3	Recent advances in Amblyopia Management	Smita Kapoor	7
4	Various Surgeries to Tackle Monocular Elevation Deficit	Prolima Thacker	7
5	Complicated Strabismus Management	B.S. Goel	7
6	Squint Resurgery: How to Get it Right the Second Time	Bhawna Piplani Khurana	7
7	Controversies in management of childhood progressive myopia	Rohit Saxena	7
8	Management of Duanes Retraction Syndrome	Suma Ganesh	7



ICL Sizing decoded

14-06-2025
1:30 PM - 2:45 PM
Hall - Auditorium 2A

Chairperson : Gaurav Luthra
Co-Chairperson : Kamal Bandhu Kapoor
Convenor : Bhupesh Singh
Co-Convenor : Tushar Grover
Moderator : Ritin Goyal
Panelist : Utsav Bansal
Panelist : Sudhir Srivastav
Panelist : Chirag Mittal

S.No	Title	Speaker	Duration
1	Vault prediction and ICL sizing beyond WTW	Gaurav Luthra	7
2	Pushing The Limits with Phakic IOL - IPCL	Kamal Bandhu Kapoor	7
3	ICL vault beyond 1000 or less than 200 microns -now what?	Sanjay Chaudhary	7
4	ICL sizing for Indian Eyes	Ritin Goyal	7
5	Interesting Cases of ICL	Tushar Grover	7



KBC Quiz

14-06-2025
2:00 PM - 3 :15 PM
Hall - MR 19 HALL A

Chairperson
Rohit Saxena

Quiz Master
Rajesh Sinha



Peripheral Ulcerative Keratitis

14-06-2025
2:00 PM - 3 :15 PM
Hall - MR 18 HALL B

Chairperson : Virender Singh Sangwan

Co-Chairperson : M. Vanathi

Convenor : Radhika Natrajan

Moderator : Somasheila Murthy

S.No	Title	Speaker	Duration
1	Clinical Features and Work Up of a Patient of PUK	Isha Chaudhari	10
2	Management of Non - Mooren's PUK : A Case-Based Approach	Radhika Tandon	10
3	Management of Mooren's : A Case-Based Approach	Radhika Natrajan	10
4	PUK and the General Ophthalmologist: When to Treat and When to Refer?	Virender Sangwan	10
5	Immunopathogenesis of PUK	Ikeda Lal	10



Inflammation and Eye

14-06-2025
2:00 PM - 3 :15 PM
Hall - MR 17 HALL C

Chairperson : Amit Khosla
Co-Chairperson : Manisha Agarwal
Convenor : Neha Kapur
Co-Convenor : Neetu Gagneja
Moderator : Vishal Agarwal
Panelist : Pulak Agarwal
Panelist : Kanhaiya Mittal
Panelist : Ruchir Tewari

S.No	Title	Speaker	Duration
1	The Hidden Parasite:Demodex	Ritika Mullick	7
2	Role of Immunomodulators in Vernal Keratoconjunctivitis	Neeti Rana	7
3	Immunopathogenesis of a Dry Eye	Wadhawan Mengi	7
4	Pattern Recognition in Case of Anterior Uveitis	Vijaya Sahu	7
5	Ocular Tuberculosis and its Mimickers- How to Differentiate	Pragati Garg	7
6	Salvaging Sight in Posterior Uveitis	Kopal Mithal	7
7	Role of Immunomodulators in Pediatric Uveitis	Nawazish Fatma Shaikh	7
8	Sympathetic Ophthalmia	Amitabh Kumar	7



Young Eye Surgeons Session

14-06-2025
2:00 PM - 3 :15 PM
Hall - MR 16 HALL D

Chairperson : Jeewan Singh Titiyal
Co-Chairperson : Sharmistha Behera
Convenor : Tripti Choudhary
Co-Convenor : Chirag Mittal
Moderator : Esha Agarwal
Panelist : Utsav Bansal
Panelist : Mayank Jain

S.No	Title	Speaker	Duration
1	Crossing the Ts in Torics	Raghav Malik	7
2	Multimodal Imaging In Strabismus	Amar Pujari	7
3	Challenges of Retinal Capillary Haemangiomas – Navigating the Complexities of Diagnosis and Management	Hitisha Mittal	7
4	Scleral Buckling for Beginners- Choosing the Right Case	Apoorv Grover	7
5	Staged VR Surgery - The Way Forward?	Obuli Ramachandran Nandhakumar	7
6	Temporary KPro and Endoscopy Assisted Vitreoretinal Surgery?	Rushil Kumar Saxena	7
7	Facing Rejection and Replying to Reviewer Comments (Research Methodology)	Ashish Markan	7
8	Eye- a window to systemic inflammatory diseases Management of Challenging uveitis cases- a holistic approach	Pooja Bansal	7



Mixed Bag - HOS Session

14-06-2025
2:00 PM - 3 :15 PM
Hall - MR 6 HALL F

Chairperson : Deependra Vikram Singh

Chairperson : Chand Singh Dhull

Chairperson : Varun Gupta

Chairperson : Sanjay Dhawan

Chairperson : Rajat Mathur

Chairperson : Praveen Kumar Arora

Chairperson : Rajan Gupta

Chairperson : J.P. Chugh

Chairperson : Manisha Rathi

Moderator : Kenshuk Marwah

Moderator : Dheeraj Gupta

Moderator : Inder M. Rustagi

S.No	Title	Speaker	Duration
1	Role of Positive Mental Attitude in Shaping Your Ophthalmic Practice; A Perspective	Markanday Ahuja	7
2	CAI in Glaucoma	Manisha Rathi	7
3	Nystagmus Surgery	Sandeep S. Anand	7
4	Ending Preventable Blindness : A Microplanning Strategy For Cataract Care	Jagdeep Singh Basur	7
5	Vaccination For Doctors and Prevention Of Congenital Rubella and Varicella Syndrome	Narinder K Taneja	7
6	ROP Screening : What; When; How?	Nikita Arora	7
7	Periocular Lumps and Bumps	Manpreet Kaur	7
8	Because a Face Should Wear Nothing But a Smile	Mahip Bansal	7
9	Practical pearls in paediatric cataract surgery	Rajender Singh Chauhan	7



The Unsolvable Case – “What Would You Do?”

14-06-2025
2:00 PM - 3 :15 PM
Hall - MR 7 HALL G

Chairperson : Samar K. Basak
Co-Chairperson : Rajesh Sinha
Convenor : Gajendra Chawla
Co-Convenor : Shekhar H. Mankad
Moderator : Shweta Walia

S.No	Title	Speaker	Duration
1	Vision Loss After Child Birth : A Rare But Real Concern	Vinita Ramnani	7
2	A Young Adult With Progressive Blur: When Common Diagnoses Fail	Shweta Walia	7
3	Post Polar Cataract : Dream to Nightmare	Mita Joshi	7
4	Beyond Automation - Mastering Phacoemulsification With Manual Vacuum Technique During Machine Malfunction	V K Nichlani	7
5	Bilateral Maculoschisis: A Rare Eye Disease	Priyanka Sodani	7
6	A Case of Unexpected Severe Chemosis After Routine Phaco	Rakesh Shakya	7
7	Topography and Aberrometry to Rescue in Cataract Surgery	Urvija Choudhary	7



EBAI Session

14-06-2025
2:00 PM - 3 :15 PM
Hall - MR 8 HALL H

Chairperson : Namrata Sharma
Chairperson : J.K.S.Parihar
Chairperson : Radhika Tandon
Co-Chairperson : Sujata Das
Convenor : Rakhi Nathawat

S.No	Title	Speaker	Duration
1	Governance Structure in a large-scale eye bank	Sujata Das	7
2	Global Collaboration in Eye Banking: Learning and Road Ahead	Manisha Acharya	7
3	Function of Eye Bank in the New Millennium	Uma Sridhar	7
4	Innovative Approaches to Eye Donation Awareness: Engaging the Public Through Strategic Outreach	Hitendra Ahooja	7
5	Legal Aspects of Eye Donation	Ashi Khurana	7
6	Community Eye Bank Sustainability	Swati Tomar	7
7	Corneal Transplant: Unsalvageable to Salvage	Shakeen Singh	7
8	Advancing Corneal Care : The rise of pre-cut DSEK	Isha Chaudhari	7



Glaucoma Plus Session

14-06-2025
2:00 PM - 3 :15 PM
Hall - MR 15 HALL I

Chairperson : Viney Gupta
Convenor : Suneeta Dubey
Moderator : Arshi Singh
Panelist : Richa Gupta
Panelist : Talvir Sidhu
Panelist : Arnav Panigrahi

S.No	Title	Speaker	Duration
1	Risk factors for progression of medically controlled glaucoma	Parveen Kumar Rewri	7
2	Glaucoma or Myopic Disc?	Mainak Bhattacharyya	7
3	Steroid induced glaucoma	Divya Jain	7
4	Post keratoplasty glaucoma: Informed decisions on tubes	J.K.S. Parihar	7
5	Challenging situations in glaucoma	Monika Gupta	7
6	Aqueous angiography dictated glaucoma management	Nitika Beri	7
7	Trifocals with MIGS	Deepak Kumar Gupta	7



Surgical Videos III

14-06-2025
2:00 PM - 3 :15 PM
Hall - MR 11 HALL J

Chairperson : Ankur Sinha
Moderator : Ankit Agrawal
Judge : Rishi Raj Singh
Judge : Ashu Agarwal
Judge : Sorabh Bhargava
Judge : Jaya Shree B.
Judge : Surbhi Arora

S.No	Title	Speaker	Duration
1	Globes gone wild- Crouzon syndrome's Eye-popping recovery	Hemant Kumar Raina	4
2	Plan A to Plan Bold: Tube Surgery in a Challenging Pediatric Eye	Drishti C	4
3	Low-Tech, High Impact: An Uneventful Success Story	Daksh Sharma	4
4	Stuck in Sight: Eye can't believe it	Devesh Kumawat	4
5	Filling The Void - DSAEK With Glued IOL	Akanksha Koul	4
6	Large Orbital Glial Heterotopia – A Rare Entity	Hage Angku	4
7	The Ring of Precision- Its All About Timing: Decision Making for CTR Implantation in Phacoemulsification for Eyes with Coloboma-Associated Cataracts	Asheesh Bajaj	4
8	Crystallized Catastrophe: The Challenge of Managing Solidified Chemicals in the Eye	Siva Naga Sravani Yarrarapu	4
9	Biological Brilliance : Techniques of Amniotic Membrane Grafting	Rishabh Gupta	4
10	Scleral Buckle:- Learning from Mistakes	Aman Khanna	4
11	Current Therapeutic Modalities In Meibomian Gland Dysfunction	Ritu Aurora	4
12	MIOCT guided OSSN excision with cryotherapy ,reverse cryotherapy and amniotic membrane graft.	Niranjana J	4
13	Toric IOL-- Pre- op planning, Intraop precautions and post op surprises	Arpita Khasnavis	4
14	The No flip muscle transplant technique	Isha Gupta	4



Orations

14-06-2025
2:45 PM - 4 :00 PM
Hall - Auditorium 1

Chairperson : Partha Biswas
Chairperson : S. Natarajan
Chairperson : Harbansh Lal
Co-Chairperson : Rohit Saxena
Convenor : Rajesh Sinha
Co-Convenor : Kirti Singh
Moderator : Prafulla Kumar Maharana
Panelist : Pranita Sahay
Panelist : Deepa Sharma
Panelist : Ritin Goyal
Panelist : Ankur Singh
Panelist : Ikeda Lal
Panelist : Anu Malik
Panelist : Siddharth Madan
Panelist : Rakesh Gupta

S.No	Title	Speaker	Duration
1	Dr. Om Prakash Oration 2025	Mahipal S. Sachdev	12
2	Dr. P. K. Jain Oration: Pediatric Corneal Diseases	M. Vanathi	12
3	Dr. S. N. Mitter Oration	Namrata Sharma	12
4	Dr. Hari Mohan Oration: Resurrection of the Clinician Within	Devindra Sood	12
5	Dr. B. N. Khanna Oration	Radhika Tandon	12
6	Dr. Sadhu Ram Gupta Oration: Vitrectomy for PDR - Pathoanatomy & Surgical Approach	Cyrus M. Shroff	12



Mastering Cataract Surgery & IOL

14-06-2025
2:45 PM - 4 :00 PM
Hall - Auditorium 2

Chairperson : J.K.S. Parihar
Co-Chairperson : Ragini Parekh
Convenor : Pankaj Varshney
Co-Convenor : Arun Baweja
Moderator : Srikant Sahu

S.No	Title	Speaker	Duration
1	Chevron Incision In MSICS	Manisha Rathi	7
2	Topical SICS - Tips And Tricks	Sabyasachi Pattanayak	7
3	Sharing My Experience on Aurolab Vivid CFV IOL (ST)	Rishi Raj Singh	7
4	Complex cataract with T flex Simplified with Robot (ST)	M. Nivean	7
5	Empowering Spectacle Independence Clinical Outcomes Practice Impact of Aurolab Dfine Multifocal IOL (ST)	Sumit Sachdeva	7
6	Green Lasers in Retinal Care: Relevance in the Anti-VEGF Era and Role of Multispot Systems (ST)	Sabyasachi Sengupta	7
7	Proactive Management of Chamber Stability with Adaptive Fluidics (ST)	Mohan Rajan	7
8	Pure Refractive Optics for Extended Daily Range of Vision (ST)	Piyush Kapur	7



Retina Advances

14-06-2025
2:45 PM - 4 :00 PM
Hall - Auditorium 2A

Chairperson : Lalit Verma
Co-Chairperson : Meenakshi Thakar
Convenor : Sanjay Ahuja
Convenor : Sanjay Kumar Mishra
Moderator : Shrinivas M. Joshi

S.No	Title	Speaker	Duration
1	Ultra Wide Field Retinal Imaging - Benefits And Pitfalls?	Neha Goel	7
2	Diabetic Macular Oedema	Sarita Beri	7
3	Role of Vitrectomy in Ocular Trauma	Tariq Qureshi	7
4	Third Eye & Third Hand In Macular Hole Surgery	Saurabh Luthra	7
5	Management of Drop Nucleus	Alkesh Chaudhary	7
6	Clinical Clinchers In Inherited Retinal Disease	Simar Rajan Singh	7
7	Uveal Melanoma - An Update	Santosh G. Honavar	7



What is Latest in Microbial Keratitis

14-06-2025
3:15 PM - 4 :30 PM
Hall - MR 19 HALL A

Chairperson : Uma Sridhar
Co-Chairperson : Somasheila Murthy
Convenor : Sridevi Halder
Co-Convenor : Jaya Gupta
Moderator : Rajat Jain
Panelist : Sridevi Nair

S.No	Title	Speaker	Duration
1	Imaging in Microbial Keratitis	Somasheila Murthy	7
2	Latest in Management of Fungal Keratitis	Sunandini Bose	7
3	What is New in Pharmacological Management of Bacterial Keratitis	Rajat Jain	7
4	Role of Adjuvant Treatment	Surabhi Dutt	7
5	Therapeutic Keratoplasty When and Why	Rama Raja Gopal	7
6	Role of AI in diagnosing Microbial Keratitis	Sridevi Nair	7



WOS Session

14-06-2025
3:15 PM - 4 :30 PM
MR 18 HALL B

Chairperson : Mohita Sharma

PART 1

HER Voice in Vision - Debate & Dialogue

Chairperson : Aarti Nangia

Co-Chairperson : Suneeta Dubey

Moderator : Anu Malik

3 Min Each Debate

MIGS Mania: Game-Changer or Marketing Gimmick	Microinvasive Glaucoma Surgery - Suneeta Dubey	Vs	Trabeculectomy/Tube Shunts - Sudipta Ghosh
Clash of the Corneal Titans: Topography-Guided LASIK vs. Ray Tracing-Guided LASIK	Scheimpflug Topography-Guided LASIK - Bharti Kashyap	Vs	Ray Tracing-Guided LASIK- Rahil Chaudhary
Dual Strategies in Myopia Control: Are We Underutilising One Over the Other?	Atropine- Isha Gupta	Vs	Myopia control glasses - Swati Phuljhale
Dual-Pathway Inhibition vs. VEGF Inhibition Alone	Vabysmo-Vinita Ramnani	Vs	Eylea-Charu Mithal
AI in Ophthalmology: Assistant or Threat?	Human expertise- Urvija Choudhary	Vs	Machine learning in diagnostics - Mita Joshi

PART 2

HER story in Focus - Voices That Inspire

Chairperson : Sandhya Makhija

Co-Chairperson : Shweta Walia

Moderator : Prachi Grover

S.No	Title	Speaker	Duration
1	What I Wish I Knew Earlier	Anavi Munjal	3
2	Breaking Stereotypes	Aditi Agarwal	3
3	My Biggest Workplace Challenge - How I Sailed Through	Sarita Agarwal	3
4	On call moment- Handling crisis with grace	Shweta Walia	3
5	Lessons I never found in textbooks	Prachi Grover	3
6	The Impostor Within - Silence the Doubt	Doel Biswas	3
7	How to identify and deal with workplace challenges/harassment	Jimmy Mittal	3



What New Am I Working On ?

14-06-2025
3:15 PM - 4 :30 PM
MR 17 HALL C

Chairperson : Partha Biswas
Co-Chairperson : P.V. Chadha
Convenor : Ankur Sinha
Co-Convenor : Ritika Sachdev
Moderator : Sonam Yangzes

S.No	Title	Speaker	Duration
1	Management Of Lid Retraction using Eyelid Spacer Graft	Manu Saini	7
2	ASOCT and UBM in Congenital Corneal Opacity: Imaging For Precise Phenotyping	Sonam Yangzes	7
3	Contrast Sensitivity Assessment in Keratoconus	Tanu Singh	7
4	New, But From The Old: When The Anterior Segment Itself Turns Up as a Barrier To Lens and The Placed Lens as a Barrier To Good Vision.	Pawan Puneet Malhotra	7
5	Ethambutol Toxicity and Genetic Implications	Shweta Chaurasia	7
6	Untreated Persistent Avascular Retina(PAR) in Retinopathy of Prematurity (ROP)- Ultra-Wide Field Imaging Features and Long Term Sequelae	Simar Rajan Singh	7
7	Tackling Proliferative Vitreoretinopathy : Optimising Outcomes In Retinal Detachment Surgeries	Gaurav Sanghi	7



Glaucoma Advances

14-06-2025
3:15 PM - 4 :30 PM
Hall - MR 16 HALL D

Chairperson : Chandrima Paul
Co-Chairperson : Gursatinder Singh
Convenor : Manish Singh
Co-Convenor : Laxman Jhala
Moderator : Sathi Devi AV
Panelist : Rajat Mohan Srivastava
Panelist : Techii Dodum Tara
Panelist : Vishal Dev

S.No	Title	Speaker	Duration
1	i-STENT With Panoptix: Best Of The Both Worlds.	Deepak Kumar Gupta	7
2	Bent Ab Interno Needle Goniotomy (BANG) in Indian Eyes	Piyush Kumar Rameshchandra Ramavat	7
3	Philosophy of Surgical Management of Glaucoma	Vinita Ramnani	7
4	OCT Interpretation in Glaucoma-The Basics	Soumya P P	7
5	Ocular Perfusion Pressure: Clinical Relevance In The Management Of Glaucoma	Kiran Bhanot	7
6	Step by Step Trabeculectomy- Video Based Session	Gaurav Gupta	7
7	Non penetrating deep sclerectomy	K. Saurabh Shrivastava	7
8	MIGS in Angle closure disease	Dewang Angmo	7



Bangalore Ophthalmic Society Session

14-06-2025
3:15 PM - 4 :30 PM
Hall - MR 6 HALL F

Moderator : Elankumaran P

S.No	Title	Speaker	Duration
1	Double Duty: Phaco + Glaucoma Surgery for Clearer Vision and Lower Pressure	Sandhya R	7
2	Traumatic Cataract with Associated Posterior Segment Injuries and its Management	Aaditi Anil kumar	7
3	Management of Diabetic Retinopathy + Cataract	Venkat Subramaniam	7
4	Cataract + Intravitreal Injections - How do I Manage	Sri Bhargav Natesh	7
5	Cataract Surgery in Post Refractive Surgery Eyes	Priyank Solanki	7
6	Management of OSD in Cataract Surgery	Elankumaran P	7



Ophthalmic Trauma: A Vision for the Future & Chemical Burns: An Update

14-06-2025
3:15 PM - 4 :30 PM
Hall - MR 7 HALL G

Chairperson : M.S. Boparai
Chairperson : D.P. Vats
Co-Chairperson : J.K.S. Parihar
Co-Chairperson : Sanjay Kumar Mishra
Moderator : Ashok Kumar Grover
Panelist : Virender Sangwan
Panelist : Shakeen Singh
Panelist : S. Natarajan
Panelist : Nirmal Fredrick
Panelist : Mehul Shah
Panelist : Purendra Bhasin
Panelist : Rupesh Agarwal
Panelist : M. Vanathi

S.No	Title	Speaker	Duration
1	Chemical Burns: Acute Stage Management	M. Vanathi	5
2	Chemical Burns: Tackling the Sequelae	Virender Singh Sangwan	5
3	Future of Ophthalmic Trauma: The Global Vision	Rupesh Agarwal	5
4	Future of Ophthalmic Trauma : The Vision for India	Ashok Kumar Grover	5



When Going Gets Tough

14-06-2025
3:15 PM - 4 :30 PM
Hall - MR 8 HALL H

Moderator
Harshul Tak



Cornea Debate

14-06-2025
3:15 PM - 4 :30 PM
Hall - MR 15 HALL I

Moderator : Bhupesh Singh

S.No	Title	Speaker	Duration
1	Refractive surgery options: 21 Year, female, pachy 540 micron, -8.00 DS myopia : ICL Vs SMILE	Tushar Grover Vs Nupur Gupta	10
2	Endothelial Keratoplasty in PBK : Ultrathin DSAEK Vs. DMEK	Ritin Goyal Vs. Tulika Chauhan	10
3	Management of corneal Hydrops : C3F8 Vs. Copression sutures	Rajat Jain Vs. Bhupesh Singh	10
4	Regularisation of cornea in Keratoconus : TPRK+ CXL Vs. INTACS CXL	Kanika Bhardwaj Vs. Raghav Malik	10
5	Pterygium excision+ CLAG :Fibrin glue Vs. Autologus blood	Ikeda Lal Vs. Prateek Teotia	10



Free Paper – Community Ophthalmology & Allied Ophthalmology

14-06-2025 | 3:15 PM - 4 :30 PM | Hall - MR 11 HALL J

Chairperson : Anuj Mehta

Moderator : Rakesh Shakya

Judge : Vivek Gupta

Judge : Deepsekhar Das

Judge : Sharmistha Behera

Judge : Narottama Sindhu

Judge : Sumit Grover

S.No	Title	Speaker	Duration
1	Breaking the Blur: Understanding Risk Factors, Awareness Deficits and Early Detection Strategies in Childhood Amblyopia – A Cross-Sectional Study	Laxmi K Rajan	4
2	Real Scenario of Causes of Delay in Pediatric Cataract Surgery at a Tertiary Care Centre	Aastha Mishra	4
3	Spectrum of Ocular Abnormalities in Cerebral Palsy Patients : A Cross-Sectional Study	Kanchan Mittal	4
4	Effects of Prolonged Use of Digital Devices on Eye Health and the Lock Down- A Cross Sectional Study	Jaya Malviya	4
5	Comparison of Trends and Patterns of Retinopathy of Prematurity Between Rural and Urban Centres in Karnataka.	Priyamvada Jain	4
6	Management of Different Retinal Pathologies with Antivegf Injections in Tertiary Care Centre - A Retrospective Analysis of One Year Data	Manisha Nada	4
7	Visual Outcome Following Vitrectomy in Eyes with Vitreous Hemorrhage in Poor Patients Done Free of Cost in a Govt Set Up of India	Ashwini Meherda	4
8	All in-One Based Smartphone Annotating and Referral App for 15 Common Retinal Disorders	Arvind Kumar Morya	4
9	Evaluating Prevalence of Refractive Error in Urban School Children and Barriers to Refractive Correction.	Rashmi	4
10	Ocular Trauma Demography, Prevention Strategies and Patient Counseling.	Jyoti Shukla	4
11	Knowledge, Awareness, and Practice Among Caregivers of Children With Vernal Keratoconjunctivitis in a Tertiary Care Pediatric Hospital	Meenakshi Wadhvani	4
12	Awareness and Incidence of Body Fluid Splash Injuries to Eye and Protective Practices Among Doctors	Twinkle Gupta	4



DOS Grand Quiz (Ajanta Pharma)

Saturday - 14-06-2025
4:00 PM- 5:15 PM
Hall - Auditorium 1

Chairperson
Namrata Sharma

Quiz Masters
Prafulla Kumar Maharana
Pranita Sahay



Glaucoma Surgical Extravaganza

14-06-2025
4:00 PM- 5:15 PM
Hall - Auditorium 2

Chairperson : Harsh Kumar
Co-Chairperson : Devindra Sood
Convenor : Vinita Ramnani
Co-Convenor : Shibal Bhartiya
Moderator : Kirti Singh

S.No	Title	Speaker	Duration
1	Should Glaucoma Treatment Be Initiated With Preservative-Containing Medications Or Preservative-Free Medications?	Divya Rajsrinivas	7
2	High Pressure Situations : Managing Neo Vascular Glaucoma	Deepa Sharma	7
3	Glaucoma and Vitreoretinal Surgery	Amrita Kapoor	7
4	Standard Trabeculectomy: Problems and solutions	Harsh Kumar	7
5	Post trabeculectomy shallow AC	Manav Deep Singh	7
6	Hypotony: a surgeon's nightmare	Kirti Singh	7
7	Challenging situations in Ahmed Clear Path surgeries	Suneeta Dubey	7
8	Glaucoma in ICE syndrome	Sagarika Patyal	7



Thyroid Eye Disease – Integrated Learning Module

14-06-2025
4:00 PM- 5:15 PM
Hall - Auditorium 2A

Chairperson : Ashok Kumar Grover
Co-Chairperson : Neelam Pushker
Convenor : Mukesh Sharma
Co-Convenor : Rachna Meel
Moderator : Sahil Agrawal
Panelist : Archana Singh
Panelist : Anita Sethi
Panelist : Saurbhi Khurana

S.No	Title	Speaker	Duration
1	Thyroid-Related Lid Retraction	Neelam Pushker	6
2	Glaucoma in TED	Viney Gupta	6
3	Orbital Decompression: Techniques and Outcomes	Rachna Meel	6
4	Strabismus in TED: Challenges and Solutions	Amar Pujari	6
5	Medical Management	Rwituja Thomas	6
6	Imaging in TED: The Expanding Role of Radiology	Sanjay Sharma	6
7	Radiotherapy in Management	Surendra K Saini	6
8	Revisiting TED Classifications: A Framework	Nazia Anjum	6
9	TED – Consensus Statement (Key Note)	Ashok Kumar Grover	10



Focus Forward: IOLs and the New Era of Phaco

14-06-2025
4:30 PM - 5 :45 PM
Hall - MR 19 HALL A

Chairperson : Rajendra Prasad
Co-Chairperson : Elankumaran P
Co-Chairperson : Sreeni Edakhlon
Convenor : Aastha Singh
Co-Convenor : Shakeen Singh
Moderator : Prakhyat Roop

S.No	Title	Speaker	Duration
1	Acquiring Ambidexterity in Cataract surgery: Is it just a hype or does it offer real benefits?	Rakesh Gupta	7
2	Toric Stability Made Simple (ST)	Anurag Mishra	7
3	Implantation of Doube C Loop - Video Presentation (ST)	Rajendra Prasad	7
4	Capsule Hooks and Segments in the Management of Subluxated Cataracts	Ashu Agarwal	7
5	My new Visualization Companion (ST)	Saurabh Bhargava	7
6	Silk-Experience The Next Gen Lenticular Technology (ST)	Raghav Malik	7
7	Full Range, Less halo- RayOne Galaxy (ST)	Devesh Sharma	7
8	Single step trans epithelial PRK - the future of refractive surgery (ST)	Hemant Kumar	7



Neuro-Ophthalmology Session

14-06-2025
4:30 PM - 5 :45 PM
Hall - MR 18 HALL B

Chairperson : Jawahar Lal Goyal
Chairperson : Kamlesh
Co-Chairperson : Suma Ganesh
Convenor : Varshini Shanker
Co-Convenor : Swati Phuljhele
Moderator : Vaishali Une

S.No	Title	Speaker	Duration
1	OCT in Neuroophthalmology	Gazella Bruce Warjari	7
2	Making Sense of Visual Aura	Bithi Choudhury	7
3	Pediatric Optic Neuritis	Digvijay Singh	7
4	Duanes Retraction Syndrome	Shreya Shah	7
5	Idiopathic intracranial hypertension- approach by ophthalmologist	Neha Singh	7
6	Mr Mycobacterium and its nemesis - role in neurophthalmology - atypical and typical cases	Richa Sharma	7
7	Newer insights to Binocular Vision therapy	Rasheena Bansal	7
8	XL Strabismus management	Sumit Monga	7



Free Paper - Glaucoma II

14-06-2025
4:30 PM - 5 :45 PM
Hall - MR 17 HALL C

Chairperson : Ankur Sinha
Moderator : Vipul Nayar
Judge : Piyush Kumar Rameshchandra Ramavat
Judge : Swarnali Sen
Judge : Digvijay Singh
Judge : Swati Singh
Judge : Vineet Sehgal

S.No	Title	Speaker	Duration
1	AS-OCT Angle Parameter Assessment in Angle Closure Disease Patients and Normals	Abhyuday Saxena	4
2	Cushing Disease Masquerading As Glaucoma: A Case Report	Nandini Bansal	4
3	A Prospective Study Showing Prevalence and Associated Risk Factors of Primary Open Angle Glaucoma Among Patients of Diabetes	Arzoo Rana	4
4	Evaluation of the Effect of Pterygium Size on Corneal Astigmatism Before and After Excision : A Case Series	Abuzar Parray	4
5	Pachymetry a villain in glaucoma??	Rucha Kacha	4
6	No Hypotony Maculopathy Despite Low IOP of 6 mmHg !	Barkha Chaudhary	4
7	The Cleft Catastrophe: Managing GATT Induced Hypotonic Maculopathy	Chavi Harkawat	4
8	Role of Phacoemulsification in Angle Closure Glaucoma: A Prospective Study	Paridhi Gupta	4
9	Juvenile Open-Angle Glaucoma with Unexpected NVI: The Need for Thorough Retinal Evaluation and Systemic Workup, and Follow up	Tulika Srivastava	4
10	Asymmetric PACG Post Myopic LASIK – An Unusual Sequelae!!	Deepanshu	4



Ophthalmology Case Files II & Finale

14-06-2025
4:30 PM - 5 :45 PM
Hall - MR 16 HALL D

Chairperson : S. C. Lakhotia
Moderator : Rashmin Gandhi
Judge : Priyanka Khandelwal
Judge : Rakesh Gupta
Judge : Satanshu Mathur
Judge : Anita Ganger
Judge : Deepsekhar Das
Judge : Akshay Nair

S.No	Title	Speaker	Duration
1	Unusual Presentation of Neovascular Glaucoma - Choroidal Mass	Abhishek Kumar	4
2	IOL Exchange for IOL Opacification in a Long-Term Pseudophakic Patient	Mayur Jain	4
3	Posterior pole retinitis :- A Dilemma	Bhanu priya	4
4	Intra Ocular Lens as Pseudocornea in a Flat Anterior Chamber- A Surgical Odyssey in a Diabetic Eye	Avinash pradhan	4
5	Ocular Toxoplasmosis In a Young Immunocompetent Patient	Mrida Dutt	4
6	Rare Congenital Disorders with Ocular Manifestations : Crouzon and Goldenhar Syndrome	Pooja Meena	4
7	Optic Perineuritis: An Unusual Presentation of Metastatic Pulmonary Adenocarcinoma	Chandan Yadav	4
8	The Great Lid Heist: Mite-y Affair of Lord of the Lids	Shailaza Tripathi	4



Interesting Cases - Cornea & Ocular Surface II

14-06-2025
4:30 PM - 5 :45 PM
Hall - MR 6 HALL F

Chairperson : Rama Raja Gopal
Moderator : Ashi Khurana
Judge : John Sarkar
Judge : Surabhi Dutt
Judge : Mugundhan Rajarajan
Judge : Akanksha Koul
Judge : Manu Muraleekrishna

S.No	Title	Speaker	Duration
1	Presumed Herpes Simplex Virus–Associated Ulcerative Nodular Episcleritis: A Rare Ophthalmic Case	Bhumika Madan	4
2	Case Series of Meibomian Gland Dysfunction in Young Patients with Allgrove Syndrome - A New Multifunctional Tear Abnormality.	Shipra Sharda	4
3	Masquerading in Plain Sight: Pigmented Corneal Ulcer Mimicking Foreign Body	Lakshay Yadav	4
4	Novel Management in Suspected Corneal Metallosis	Avani Hariani	4
5	Retained Foreign Body Induced Infectious Keratitis Masquerading as a Peripheral Ulcerative Keratitis: An Unusual Presentation	Avi Sharma	4
6	De Bary Syndrome: Lifting the Curtain on a Cloudy Cornea	Arpita Khasnavis	4
7	A Case of Bilateral Persistent Corneal Ulcer	Arnav Singhal	4
8	Bubble Trouble : A Rare Case of Orbital Emphysema Post C3F8 Descemetopexy	Kshiti Saruparia	4
9	From Clouded Corneas to Clarity: Navigating Thiel-Behnke Dystrophy	Pooja Yadav	4



Free Paper - Cataract & Miscellaneous

14-06-2025
4:30 PM - 5 :45 PM
Hall - MR 7 HALL G

Chairperson : Praveen Kumar Arora

Moderator : Jasleen Dhillon

Judge : Kenshuk Marwah

Judge : Sanjay Dhawan

Judge : Rajat Mathur

Judge : Chaitali Basu

S.No	Title	Speaker	Duration
1	The Great Masquerader : Unraveling Idiopathic Posterior Nodular Scleritis in a Young Boy	Ishita Kak	4
2	Visual Outcome of a Patient with Oculocutaneous Albinism Type 1	Mansi Jain	4
3	Comparison of the Predictive Accuracy of Four IOL Power Calculation Formulas Barrett Universal II, Kane and EVO and SRK/T in Phacoemulsification in Myopic eyes	Ashima Mehndiratta	4
4	A Retrospective Study of Incidence and Probable Cause of Cataract in Younger Adults and Visual Outcomes of Surgery	Shrishti Karana	4
5	A study on risk factors and incidence of Retinopathy of Prematurity in a tertiary care hospital in UP	Neelika Singla	4
6	Correlation of Vernal Keratoconjunctivitis with serum IgE , total eosinophil count and keratoconus	Sakshi Gera	4
7	Analysis of Inflammatory Cytokines in Tears of Patients With Computer Related Syndrome Dry Eye	Ishaa Hawaibam	4



Free Paper - Cornea II

14-06-2025
4:30 PM - 5 :45 PM
Hall - MR 8 HALL H

Chairperson : Manisha C. Acharya

Moderator : Aastha Singh

Judge : Jeenu Priya

Judge : Anand Parthasarthy

Judge : Manasi Tripathi

Judge : Vinod Arora

Judge : Yogita Gupta

S.No	Title	Speaker	Duration
1	Efficacy of Ripasudil in Managing Corneal Edema and Endothelial Cell Loss After Phacoemulsification	Rohit Gupta	4
2	Central Corneal Thickness and Endothelial Cell Changes in Diabetics and Age-Matched Nondiabetics: A Hospital-Based Comparative Study	Deeksha Narendra Kamath	4
3	A Second Chance at Sight: Indications and Outcomes of Penetrating Keratoplasty: A 10 patient Case Study	Sonakshi Singh	4
4	Beyond the Corneal Edge! Insights from Varied Case Series on Peripheral Ulcerative Keratitis	Saurabhi Jha	4
5	Exploring the Spectrum of Corneal Injuries: Clinical Features and Tailored Management Approaches in a Case Series	Arpit Gupta	4
6	Etiology of Peripheral Ulcerative Keratitis in a Tertiary Health Care	Ashwathi A	4
7	Corneal Scraping Analysis of Infectious Keratitis at a Tertiary Eye Care Hospital in Western Uttar Pradesh	Mitasha Baweja	4
8	Evalutation of Clinical Parameters in Patients Of Dry Eye Disease Using Lifitegrast 5% Eye Drops and Its Comparison With Carboxymethy Cellulose 1% Eye Drops	Anand Prakash	4
9	A Prospective Study to Evaluate The Incidence, Characteristics and Course of Dry Eye After Phacoemulsification	Meghna Saxena	4
10	External Ophthalmomyiasis Caused Oestrus Ovis Larvae - Clinical Presentation , Diagnosis and Management	Mamta Verma	4
11	Corneal and Epithelial Thickness Changes in Newly Diagnosed Diabetes Mellitus - An AS-OCT Based Assessment for Early Diabetic Complications	Simranjeet Singh	4



12	Difference in Central Corneal Thickness Between Pre Menopausal and Post Menopausal Women : A Prospective Hospital Based Study	Manpreet Kour	4
13	Expression of Inflammatory Cytokines in Tears of Dry Eye Patients with Computer Vision Syndrome Treated with Tears Supplements	Surbhi Narula	4
14	Case Report of Persistent Epithelial Defect in a 77 Years Old Male Patient Post Cataract Surgery with Cystic Bleb at Wound Site	Nisha Gupta	4



Interesting Cases - Retina III

14-06-2025

4:30 PM - 5 :45 PM

Hall - MR 15 HALL I

Chairperson : Saurabh Luthra

Moderator : Devesh Kumawat

Judge : Mayank Bansal

Judge : Amber Bhayana

Judge : Sagnik Sen

Judge : Devendra Venkatramani

S.No	Title	Speaker	Duration
1	Maculopathy-A Diagnostic Challenge	Priyanka Shinde	4
2	First Documented Cause of Endophthalmitis Secondary to Brevundimonas Vesicularis: A Rare Etiology in Pediatric Postoperative Infection	Apoorva Chandna	4
3	Onset of CSCR in a Case of Progressive Outer Retinal Necrosis	Nikunj Garg	4
4	Post fever Retinitis : Unveiling Ocular Sequelae of Systemic Infection	Pallavi Goel	4
5	Ocular Manifestations in Lekuemia	Prerna Ahuja	4
6	A Single Blow, Double Trouble: Trauma and Sympathetic Ophthalmitis	Alka Yadav	4
7	Is this Frosted Branch Angiitis?	Karthikeya R.	4
8	Dexamethasone (Ozurdex) Intravitreal Implant in Silicone Oil Filled Eye	Bhanu Priya	4
9	Vision in the Shadows: Unmasking Ocular Syphilis in an HIV-Positive Patient	Sanjana Bhatia	4
10	A Shadowed Welcome: When Darkness Greets Innocence First	Anju Bansal	4
11	Presentation of 2 Interesting Cases 1 Surgical and other Conservative Management	Bhumika Sharma	4
12	A Case of Unilateral Choroidal Vitiligo Masquerading as Choroidal Nevus	HitenKumar Miyani	4
13	Case Studies on Polypoidal Choroidal Vasculopathy	Amita	4
14	Sarcoidosis in a Clinical Puzzle: A Case Study of an a Typical Presentation	Daksh Sharma	4
15	PCV in Sea of Choroiditis	Arjun Aurora	4



Surgical Videos IV

14-06-2025 | 4:30 PM - 5 :45 PM | Hall - MR 11 HALL J

Chairperson : Neeraj Khunger
Moderator : Toshit Varshney
Judge : Mahip Bansal
Judge : Rupesh Agarwal
Judge : Pragya Saini
Judge : Priyank Solanki
Judge : Kenshuk Marwah

S.No	Title	Speaker	Duration
1	Flipping in Cases of Reverse IOL Opening	Tushar Agrawal	4
2	Surprises from posterior chamber at the end of phaco surgery in small pupil without expansion devices.	Suneel Sangaraju	4
3	Beyond the Surface: The Overlooked Peril of Conjunctival Granuloma and Orbital Cellulitis	Isha Agarwalla	4
4	Double whammy: Cracking a tough nut in a small pupil	Arjun Aurora	4
5	A Scleral Tunnel Graft Free Surgical Technique of Ahmed Glaucoma Valve Implantation in a Case of Refractory Glaucoma	Neetu Negi	4
6	Management of Disseminated Cysticercosis with Intraocular Communicating Cyst	Anirudh Kapoor	4
7	Retinal Revival: Triumphs in Managing Complex Detachments	Ashish Markan	4
8	Surgical resection of a Palpebral conjunctival tumour of an elderly male	Rohit Gupta	4
9	Minimally Invasive Surgical Management of Anteriorly Dislocated Cataract Causing Pupillary Block	Nidhi Gupta	4
10	A Stitch in Time Saves Nine	Akash Chaudhary	4
11	Needle Assisted Circumferential Goniotomy (NAG) in Primary Congenital Glaucoma : Tips and Tricks for Management of Complications	Anuja Patil	4
12	Small Pupil; Big Challenges- Phaco Tips & Tricks	Tarun Gupta	4
13	Hard cataracts made easy- Step by step approach to safe surgery and clear corneas	Ritu Aurora	4
14	A Millimeter off Leading to Miles of Trouble!: Phaco-Trab from A Learner's Perspective	Drishti C	4
15	ICL Explant: Technique, Challenges, and Outcomes	Himanshu Khandelwal	4



Diseases to Difficulties: Phacoemulsification

15-06-2025
8:30 AM- 9:45 AM
Hall - Auditorium 1

Chairperson : Rajendra Prasad

Co-Chairperson : Om Prakash

Convenor : Praveen Malik

Co-Convenor : Abhinav Prakash

Moderator : Sridevi Nair

Panelist : Aman Khanna

S.No	Title	Speaker	Duration
1	Giving Hope to Rejected: Managing Complicated Cataracts	Prachi Grover	7
2	Cataract Surgery in Systemic Comorbidities	Ritu Aurora	7
3	DME With Co-Existent Cataract - Management Dilemma	Sandhya Makhija	7
4	Minimizing Uncertainty in Toric Calculations:* (Factors Influencing Pre-Operative Toric Power Calculations)	Narendra Singh Verma	7
5	Torics in Brown & Intumescent Cataract	Mridula Sunil	7
6	Posterior Subcapsular Cataract :What To Do And What Not To Do ?	Inder M. Rustagi	7
7	Premium IOL in Capsular Compromise	Shail Vasavada	7
8	Cataract Surgery in Post RK Surgery	Arun Khetrapal	7



Complex Cases in Retina

15-06-2025
8:30 AM- 9:45 AM
Hall - Auditorium 1A

Chairperson : Sarita Beri
Co-Chairperson : Tariq Qureshi
Convenor : Gaurav Nagpal
Co-Convenor : Prateek Kakkar
Moderator : Ankur Singh
Panelist : Tanya Jain

S.No	Title	Speaker	Duration
1	Still Waters Run Deep: Not Every Neurosensory Detachment is CSR.	Kanwaljeet H. Madan	7
2	Different diagnosis of PCV - differentiating it from AMD and other retinal conditions	Chaitra Jayadev	7
3	Acute retinal necrosis	Priyanka	7
4	Antivegfs Injections and Endophthalmitis -An Experience at Tertiary Eye Hospital	Manisha Nada	7
5	What Should be Done by Comprehensive Ophthalmologist in Suspicious Cases of Endophthalmitis	Vijaya Sahu	7
6	Diabetic Detachments - Keys to Success	Kopal Mithal	7
7	Suprachoroidal _ A Game Changer Approach for Retinal Drug Delivery	Perwez Khan	7



Ophthalmology Panorama

15-06-2025
8:30 AM- 9:45 AM
Hall - Auditorium 2A

Chairperson : Alka Gupta
Co-Chairperson : Chand Singh Dhull
Convenor : Rita Bahadur Shaw
Co-Convenor : Jeenu Priya
Moderator : Anu Malik
Panelist : Karan Bhatia

S.No	Title	Speaker	Duration
1	Biopsy In Scleritis	Amitabh Kumar	7
2	Healing the Non Healing Ulcers	Saloni Gupta	7
3	Tackling Extreme PVR using Heaon - PFO Sandwich	Jayant Shekhar Guha	7
4	How to Run a Successful Stand Alone practice.?	Anchal Gupta	7
5	Using AI in Ophthalmology Practice	Kavyini Garodia	7
6	Power of Social Media Marketing	Rahil Chaudhary	7
7	Scope of Digital Marketing in Ophthalmology	Lakshmi Kuniyal	7
8	Precision Vision: Turning Ophthalmic Data into Game-Changing Discoveries	Jatinder Bali	7



Primary Eye Care

15-06-2025
8:30 AM- 9:45 AM
Hall - MR 19 HALL A

Chairperson : Dinesh Verma
Co-Chairperson : Sheikh Sajjad Ahmed
Convenor : Anup Kumar Goswami
Co-Convenor : Meenakshi Wadhwani
Moderator : Vivek Gupta
Panelist : Ananya P. R.

S.No	Title	Speaker	Duration
1	Reaching The Unreached : The Arunodaya Saga	Heena Dharamdasani	7
2	Outcomes of High-Volume Cataract Surgery in a Training Institute	Ankit Gupta	7
3	Starting New Bank	Mohammad Saquib	7
4	ICR Based Multidisciplinary Treatment Protocol and Its Outcomes at a Tertiary Care Medical University.	Sanjiv Kumar Gupta	7
5	Challenge in Visual Disability Certification Among Children With Visual Disabilities	Suraj Singh Senjam	7
6	Vaccination for Doctors	Narinder Kumar Taneja	7
7	Newer Teaching Techniques and Ophthalmology	Bhavani Raina	7



Delhi ACOIN Session

15-06-2025
8:30 AM- 9:45 AM
Hall - MR 18 HALL B

Chairperson : K.P.S. Malik
Chairperson : Anuj Mehta
Chairperson : Swapan K. Samanta
Moderator : O P Anand
Moderator : Jatinder Bali
Panelist : Bhavna Chawla
Panelist : S R Singh
Panelist : S K Chaudhary

S.No	Title	Speaker	Duration
1	Community Compliance of Antiglaucoma. Medication	Manav Deep Singh	7
2	Advances in Management of Intraocular Tumours	Bhawna Chawla	7
3	Intra Orbital Foreign Bodies	Anuj Mehta	7
4	Myopia control strategies	Jatinder Bali	7
5	Phaco in Opaque Cornea	Om Prakash Anand	7
6	Diagnostic Role of fundus Autofluorescence	Shailender Choudhary	7
7	Role of Public Private Partnership in Expanding Eye Care Service	Navin Neeraj	7
8	Selection of Right AntiVGEF	Alkesh Chaudhary	7



Free Paper – Retina IV & Finale

15-06-2025
8:30 AM- 9:45 AM
Hall - MR 17 HALL C

Chairperson : Dinesh Talwar
Moderator : Avnindra Gupta
Judge : Neha Goel
Judge : Gagan Bhatia
Judge : Bhuvan Chanana
Judge : Charu Mithal
Judge : Prateek Kakkar

S.No	Title	Speaker	Duration
1	Dark Clues In Sight: Hyporeflective Globules and Thier Significance in CSCR	Ria Batra	4
2	Beyond OCT: Functional Insights From Microperimetry And Multifocal Electroretinogram After Intravitreal Bevacizumab	Sanjay Kumar Mishra	4
3	Utility of Demarcation Laser Photocoagulation in Managing Subclinical Rhegmatogenous Retinal Detachment	Shweta Singh	4
4	Scleral Buckle Removal - Studying its Effects Over 2 Years	Himani Sharma	4
5	Comparison of Optical Coherence Tomography Angiography (OCTA) Features in Nephropathic Versus Nonnephropathic Patients With Diabetes Mellitus	Sidrah Imran	4
6	Evaluation of Effects of Anti-VEGF Agents on Kidney Function Tests	Sachit Mahajan	4
7	Incidence of Retinal Tear in Those with Acute Symptomatic PVD and Mild to Moderate Vitreous Haemorrhage	Karthikeya R.	4
8	Prednisolone Eye Drops As A Potential Treatment in Central Serous Retinopathy Patients	Shweta Verma	4
9	Evaluation of Risk of Obstructive Sleep Apnea in Diabetic Retinopathy Patients.	Manisha Singh	4
10	Role of Oral Acetazolamide in Treatment of Bullous Variant of Central Serous Chorioretinopathy: A Case Report and Review of Literature	Saniya Ahmad Farooqui	4
11	A New Safe Avastin Puncture Assist Device (APAD)	Ajay Aurora	4
12	Outcome of Combination Therapy of Intravitreal Ranibizumab and Triamcinolone Acetonide Vs Intravitreal Ranibizumab Monotherapy in Treatment Naive Diabetic Macular Edema	Charu Malik	4



Interesting Cases - Comprehensive Ophthalmology

15-06-2025
8:30 AM- 9:45 AM
Hall - MR 16 HALL D

Chairperson : Raj Pal
Moderator : Nawazish Fatma Shaikh
Judge : Rishi Swarup
Judge : Vineet Sehgal
Judge : Karan Bhatia
Judge : Priyank Garg
Judge : Santosh Kumar

S.No	Title	Speaker	Duration
1	When the Eyes Bear the Brunt: Acute SJS with Bilateral Keratitis	Niranjana J	4
2	Unmasking TB : Scleritis as a Rare but Insightful Clue to ocular Tuberculosis	Aniket Laxmikant Ramteke	4
3	Fonsecaea Pedrosoi: A Tenacious Tenant of the Immunosuppressed	Ananya P. R.	4
4	Idiopathic formation of full thickness macular hole after pneumoretinopexy with spontaneous closure	Bharti Arya	4
5	Complication of refractive surgery PISK - A diagnostic dilemma	Seema Lashkari	4
6	Diagnostic dilemma in a case of infective keratitis with known fungal endophthalmitis	Disha Goyal	4



Cataract Surgery – Tips & Tricks

15-06-2025
8:30 AM- 9:45 AM
Hall - MR 6 HALL F

Chairperson : V.K. Gopal
Co-Chairperson : Charu Khurana
Convenor : Kiranjit Singh
Co-Convenor : Simi Gulati
Moderator : Neeraj Verma
Panelist : Sandhya Gaur
Panelist : Abhishek Kumar

S.No	Title	Speaker	Duration
1	Nucleus Delivery Techniques	Tejsingh	7
2	Management of Cortex in Cataract Surgery.	Jyoti Bhuyan	7
3	Cataract Surgery in Vitrectomized Eyes	Shishir Agarwal	7
4	Malyugin Ring Malfunction : A Nightmare Unfolding	Sorabh Bhargava	7
5	My Way of Doing Customised Incision Cataract Surgery (CICS)	Ravi Trehan	7
6	Managing Dysfunctional IOLs	Sanjiv Kumar Gupta	7
7	Anterior Vitrectomy Tips & Tricks	Avnindra Gupta	7
8	Toric IOL Implantation Technique in PCR?	Abhinav Biala	7



Surface to Bag: Refractive Surgery

15-06-2025
8:30 AM- 9:45 AM
Hall - MR 7 HALL G

Chairperson : Jeewan Singh Titiyal
Co-Chairperson : Krishna Prasad Kudlu
Convenor : K. Srinivas Prasad
Co-Convenor : Amit Garg
Moderator : Amit Gupta
Panelist : Utsav Bansal
Panelist : Supriya Dhar
Panelist : Aafreen Bari

S.No	Title	Speaker	Duration
1	Flap vs Flapless LASIK	Arun Baweja	7
2	Decision Making- Customized Corneal Ablation	Sridevi Nair	7
3	PRK : Relevance in Today's Refractive Scenario	Arun Sethi	7
4	Phakic IOLs for Phaco Surgeons - A Beginners Guide to Taking? The First Leap to Refractive Surgery.	Ankit Agrawal	7
5	ICL in Special Situations	Neera Agrawal	7
6	Choosing the Right Premium IOL's For Presbyopic Correction : EDOF Vs Trifocals	Reena Sethi	7
7	50 Years Old With Clear Lens Needs Spectacle Independence - What best can we Offer	Bharti Kashyap	7
8	Corneas at Risk for Ectasia After Laser Refractive Correction	Ashu Agarwal	7



Free Paper - Cataract II & Finale

15-06-2025
8:30 AM- 9:45 AM
Hall - MR 8 HALL H

Chairperson : Arup Chakrabarti
Moderator : Aditi Dusaj
Judge : Sandeep Bandopadhyay
Judge : Lokesh Kumar Singh
Judge : Amber Bhayana
Judge : Praveen Malik
Judge : Manoj Mathur
Judge : Anu Malik

S.No	Title	Speaker	Duration
1	Comparison of the Clinical Outcomes of Traditional Phacoemulsification 2.8 mm vs Coaxial Microincision Phacoemulsification 2.2 mm	Divyanshu Gupta	4
2	Comparative Analysis Of Visual Outcomes After Cataract Surgery With Tecnis Eyhance ICB00 And Tecnis ZCB00 Intraocular Lenses	Aditi Grover	4
3	The Dynamic Duo- Ac Depth And IOP Shifts After Cataract Extraction	Chayan Aggarwal	4
4	Association of Serum Sodium and Potassium Levels Among Senile Cataract Patients Attending Tertiary Care Center in North Western Rajasthan	Navdeep Kaur	4
5	Comparative Study Of 2mm Manual Sics and Phacoemulsification In Patients Undergoing Cataract Extraction With Posterior Chamber Intra Ocular Lens Implantation	Saumya Rai	4
6	Three Dimensional Topographic Changes Of Anterior Chamber Parameter On Scheimpflug Imaging In Intumescent Cataract After Nd Yag Laser Capsulotomy.	Chandra Prakash	4
7	Immediate Sequential and Delayed Sequential Bilateral Cataract Surgery – A Study of Safety and Efficacy	Manu Priya	4
8	Comparative Study of Effect of Topical Corticosteroid Vs Combination of Corticosteroid with Non-Steroidal Anti Inflammatory Agents on Post-Operative Inflammation After Cataract Surgery	Jaya Malviya	4
9	Evaluation of Long Term Vision and Higher order Aberrations of Extended Range of Vision IOL Implantation After Cataract Surgery Through Phacoemulsification	Priyansh Agarwal	4



10	Accuracy of Intraocular Lens Power Calculation Formulas in Patients With High Myopia in Central India	Samarpita Dhar	4
11	The Journey of a Post-Trauma Eye: Overcoming the Rings of Trauma with Surgeon's Refixation Skills to a Path of Success	Vinayak S Gadad	4
12	Post Operative IOL Nightmares	Vaibhav Shingolkar	4
13	Looking Beyond the Traumatic Cataract: The Role of B-Scan Ultrasound in Assessing Posterior Segment Pathology in Traumatic Cataract Patients: A Tertiary Care Study	Amita Agarwal	4
14	Cataract Surgery in Traumatic Posterior Capsule Tear- Case Series.	Sonam Gill	4
15	Comparison Of Visual Outcome And Complication Assessment In Undergoing Secondary IOL Implant(Retropupillary Iris Claw And Tucked Scleral Fixated IOL)	Rakesh	4



Free Paper Glaucoma III & Finale

15-06-2025
8:30 AM- 9:45 AM
Hall - MR 15 HALL I

Chairperson : Harsh Kumar
Moderator : Suneeta Dubey
Judge : Kirti Singh
Judge : Taru Dewan
Judge : Viney Gupta

S.No	Title	Speaker	Duration
1	Evaluating Prefrontal Cortical Activity for Cognitive Functioning in Primary Open Angle Glaucoma Via Functional Near- Infrared Spectroscopy (fNIRS)	Diksha Singhal	4
2	Study of Bruch's Membrane Opening Minimum Rim Width and Retinal Nerve Fiber Layer Thickness Measure in Patients With Different Severity of Primary Open Angle Glaucoma	Adhikansh Jain	4
3	Evaluating the Efficacy of Phacoemulsification Combined with Bent Angle Needle Goniectomy in Primary Open Angle Glaucoma Cases with Visually Significant Cataract.	Vinayak S Gadad	4
4	Quantitative Analysis of Aqueous Outflow in Primary Open Angle Glaucoma using Aqueous Angiography	Anuja Patil	4
5	Comparative Efficacy of Combined-Trabeculotomy-Trabeculectomy Versus Trabeculotomy as Fine Line Treatment for Primary Congenital Glaucoma: One-Year Results	Anand Pathak	4
6	Tackling asymmetric Primary Angle Closure Glaucoma in the Young: The Role of Clear Lens Extraction Combined with MIGS	Vanditaa Agrawal	4
7	Comparative Analysis of Macular Ganglion Cell Layer and Retinal Nerve Fiber Layer Thickness in Primary Open-Angle Glaucoma and Glaucoma Suspects Using Optical Coherence Tomography	Pooja Meena	4
8	Severity of Visual Field Loss in Primary Glaucoma Patients at First Visit in Tertiary Eye Care Centre	Kusum Sharma	4
9	A Comparison Of Phacoemulsification With Goniotomy versus Trabeculectomy In Patients With Early Onset Primary Angle Closure Glaucoma (EOPACG)	Prannya Arora	4



Interesting Cases - Cataract

15-06-2025
8:30 AM- 9:45 AM
Hall - MR 11 HALL J

Chairperson : Satanshu Mathur

Chairperson : Yashoda Lohia

Moderator : Utsav Bansal

Judge : Satish Kumar Mehta

Judge : Tyag Murti Sharma

Judge : Ashok Hansaria

Judge : N.Z. Farooqui

S.No	Title	Speaker	Duration
1	Capsular Bag "Scroll" Sign in Spontaneously-Absorbed Subluxated Lens.	Vinayak S. Gadad	4
2	Collodion Baby With White Eyes	Nayan Gupta	4
3	The Tale of a Subluxated Double Rosette Cataract	Nisha Yadav	4
4	A Rare Case of Bilateral Anterior Lenticonus with Macular Abnormalities and Hearing Loss: A Potential Alport Syndrome Variant	Pushkar Dhir	4
5	Descemet Membrane Detachment - A Complication in Phaco Surgery	Mansi Gupta	4
6	Orbital Cellulitis Following Cataract Surgery Leading to Central Retinal Artery Occlusion in a High-Risk Patient	Surbhi	4
7	Microspherophakia - My Duel in Managing Dual Sublimated Lenses	Ritu Aurora	4



Expert Corner

15-06-2025
09:45 AM - 11:00 AM
Hall - Auditorium 1

Chairperson : Harbansh Lal
Co-Chairperson : Samar K. Basak
Convenor : Satanshu Mathur
Co-Convenor : R.P. Singh
Moderator : Tyag Murti Sharma
Panelist : Vishal Arora

S.No	Title	Speaker	Duration
1	Day to Day Gonioscopy for Clinicians	Devindra Sood	7
2	Pachymetry and Glaucoma in India	Ramanjit Sihota	7
3	Phaco In Hypermature Cataract - The Scaffold way?	M.Nivean	7
4	Patella Fracture - My Way to Deal with Hard Cataract	Bharti Kashyap	7
5	Low Pressure High Precision- A Paradigm Shift in Cataract Surgery	Sandepan Bandopadhyay	7
6	Comparison Of Three Different Imaging Modalities In Predicting IntraOperative Posterior Polar Capsular Rupture During Posterior Polar Cataract Surgery	Mahipal S. Sachdev	7
7	Managing IOL oops During Phacoemulsification	Sugato Paul	7
8	Intraocular Hydromanouers	Harbansh Lal	7



Orbit - The Pandora's Box Simplified

15-06-2025
09:45 AM - 11:00 AM
Hall - Auditorium 2

Chairperson : Neelam Pushkar
Co-Chairperson : Mukesh Sharma
Convenor : Hardeep Singh
Co-Convenor : Modini Pandharpurkar
Moderator : Sima Das

S.No	Title	Speaker	Duration
1	Evaluation of a patient with an orbital tumor and differential diagnosis	Rwituja Thomas	12
2	Oncological Principles in the Management of Orbital Tumors	Santosh G. Honavar	12
3	Orbital Tumors in Children	Neelam Pushkar	12
4	Vascular Tumors of the Orbit	Mukesh Sharma	12
5	Neurogenic Tumors of the Orbit	Sima Das	12



Refractive Surgery : Why, When and How ?

15-06-2025

09:45 AM - 11:00 AM

Hall - Auditorium 2A

Chairperson : Jeewan Singh Titiyal

Co-Chairperson : Namrata Sharma

Convenor : Rajesh Sinha

Co-Convenor : Manpreet Kaur

Moderator : Krishna Prasad Kudlu

S.No	Title	Speaker	Duration
1	Topography- a detailed understanding	Tushar Grover	7
2	ASOCT in refractive surgery	Namrata Sharma	7
3	Biomechanics and Tomography	Manpreet Kaur	7
4	Choosing the Right Refractive Surgery Procedure	Rajesh Sinha	7
5	Planning a topoguided treatment in regular corneas	Shreyas Ramamurthy	7
6	Presbyopia laser options	Krishna Prasad Kudlu	7
7	Phakic IOLS	Ananth D	7



YOPL

15-06-2025
09:45 AM - 11:15 AM
Hall - MR 19 HALL A

Chairperson : Mohan Rajan
Co-Chairperson : Prafulla Kumar Maharana
Moderator : Nilesh Kumar
Umpire : Bhavna Chawla
Umpire : Elankumaran P
Umpire : Ruchi Goel
Umpire : Sreeni Edakhlon
Umpire : Arup Chakrabarti

Team		
1	Legends of the Lens	Aditya Sethi (C)
	Member 1: Team Legends of the Lens	Sameer Chaudhary
	Member 2: Team Legends of the Lens	Ankita Aishwarya
	Member 3: Team Legends of the Lens	Nandita Trivedi
2	Pioneers of Perception	Anu Malik (C)
	Member 1: Team Pioneers of Perception	Utsav Bansal
	Member 2: Team Pioneers of Perception	Saurabh Verma
	Member 3: Team Pioneers of Perception	Himanshu Khandelwal
3	Keepers of Clarity	Bibhuti P. Kashyap (C)
	Member 1: Team Keepers of Clarity	Gaurav Gupta
	Member 2: Team Keepers of Clarity	Aastha Singh
	Member 3: Team Keepers of Clarity	Pallavi Goel
4	Sentinels of Sight	Ankit Agrawal (C)
	Member 1: Team Sentinels of Sight	Nupur Goel
	Member 2: Team Sentinels of Sight	Kanika Gupta
	Member 3: Team Sentinels of Sight	Mehak Gupta



VAST

15-06-2025
09:45 AM - 11:00 AM
Hall - MR 18 HALL B

Moderator : R.P. Singh

Topic
Management of Cataract surgery complications
Management of PCR- anterior PPV
Sinking/Dropped Lens/IOL
Aphakia- How to tackle
Post operative Tass/ Endophthalmitis- what to do



Practice Management Principles in Today's World

15-06-2025
09:45 AM - 11:00 AM
Hall - MR 17 HALL C

Moderator : Vinay Kumar Garodia

S.No	Title	Speaker	Duration
1	Introduction to Concept of Group Practice	Vinay Garodia	5
2	Starting Practice for Young Ophthalmologist	Somya Ish	8
3	Public to Private: The Smooth Transition	Charu Mithal	8
4	Work Life Balance: Private Solo Setup to Joining a Team	Vivek Pal	8
5	Ethical Yet Profitable and Successful Practice: Why it is Even More Relevant Today	Rajeev Sudan	8
6	Avoiding Litigations by Honesty: Convert Patients with Complications into Fans	Vinay Garodia	8
7	Using Data Analytics to improve Patient Experience in Practice	Kavyini Garodia	8



Pterygium Re-visited: Clinical Pearls for Success in Every situation

15-06-2025
09:45 AM - 11:00 AM
Hall - MR 16 HALL D

Chairperson : Vinod Arora
Chairperson : Ritu Aurora
Co-Chairperson : Alok Sati
Co-Chairperson : Satanshu Mathur
Convenor : Anu Malik
Moderator : Ikeda Lal

S.No	Title	Speaker	Duration
1	History, Patho-Physiology and Overview of Surgical Techniques	Somasheila Murthy	10
2	Current Standard of Care for Surgical Management: Conjunctival Autograft and Perfect Technique	Ikeda Lal	10
3	Cataract and Pterygium: Single Stage or a Two Stage Approach	Rajat Jain	10
4	Management of Double Headed Pterygia	Bhupesh Singh	10
5	Management of Recurrent Pterygium	Rashmi Mittal	10
6	Complications of Pterygium Surgery and their Management	Namrata Sharma	10



Service Doctors

15-06-2025
09:45 AM - 11:00 AM
Hall - MR 6 HALL F

Chairperson : K.P.S. Malik
Co-Chairperson : Manav Deep Singh
Moderator : Ruchi Goel
Panelist : Kirti Singh
Panelist : Deepak Verma

S.No	Title	Speaker	Duration
1	Mastering Quality Assurance in Operation Theatres: The Gold Standards You Need to Know	Navin Neeraj	7
2	Sterilization Secrets: Ensuring Zero Infections in Your OT	Anil Tanwar	7
3	Premium Cataract Surgery in Government Hospitals: Turning Vision into Reality	O.P. Anand	7
4	Cracking the Code of Cortical Visual Impairment (CVI): A Practical Guide to Diagnosis & Management	Jatinder Bali	7
5	Navigating Cataract Surgery Complications: A Survival Toolkit for Government Surgeons	Anup K. Goswami	7
6	Smart Spending: The Art of High-Value Procurement in Public Hospitals	Dinesh Negi	7
7	Building a Retina Unit from Scratch in a Government Setup: A Step-by-Step Blueprint	Sanjay K. Mishra	7
8	From Idea to Impact: How to Conduct Meaningful Research in the Public Sector	Taru Dewan	7
9	Revolutionizing Medical Training: The Role of Insurance Models in Healthcare Education	Aditi Dusaj	7



GSI Session

15-06-2025
09:45 AM - 11:00 AM
Hall - MR 7 HALL G

Chairperson : Manish Shah
Chairperson : Sathyan P
Chairperson : Chandrima Paul
Chairperson : Vijaya L
Panelist : Parul Goel
Panelist : Laxman Jhala
Panelist : Maneesh Singh
Panelist : Ajeet Kumar Dwivedi
Panelist : Sathi Devi AV
Panelist : Gursatinder Singh

S.No	Title	Speaker	Duration
1	How to Approach Disc Suspect in Clinic	Sathi Devi	7
2	Newer Medications, Rational Approach	Rajul Parikh	7
3	Uveitic Glaucoma	Shweta Tripathi	7
4	Combined Surgery	Purvi Bhagat	7
5	Cyclolasers	Vineet Sehgal	7
6	MIGS, Best Suited for India	Reena Choudhry	7



Retina Diagnostics & Case Scenarios Session

15-06-2025
09:45 AM - 11:00 AM
Hall - MR 8 HALL H

Chairperson : Lalit Verma
Co-Chairperson : R.P. Singh
Convenor : Manisha Agarwal
Co-Convenor : Jayant Shekhar Guha
Moderator : Ankur Singh
Panelist : Rohan Chawla

S.No	Title	Speaker	Duration
1	Imaging in Posterior Uveitis Case Based Discussion	Priyanka	12
2	Ultra-Widefield + OCT-A Synergy for Precision Diabetic Retinopathy & Clinically Significant Macular Edema	Vinod Kumar	12
3	Managing PDR Surgically: Case-Based Tactics, Tech Choices & Outcome Benchmarks	Manisha Agarwal	12
4	Macular Mimics & AMD Masterclass: A Case-Based Approach	Bhuvan Chanana	12
5	Macular Hole: Case-Based Assessment to Tailored Repair	Ankur Singh	12
6	Retinal Detachment Simplified: Diagnosis, Decision Algorithms & Surgical Outcomes – A Case-Based Masterclass	Lalit Verma	12



Free Paper - Cornea III & Finale

15-06-2025
09:45 AM - 11:00 AM
Hall - MR 15 HALL I

Chairperson : Sujatha Mohan

Moderator : Aafreen Bari

Judge : Shikha Jain

Judge : Chirag Mittal

Judge : Deepa Gupta

Judge : Rishi Swarup

S.No	Title	Speaker	Duration
1	Corneal Collagen Cross Linking using Individualized Fluence in Keratoconus Patients with Thin Cornea	Isha Gupta	4
2	Refractive Lens Exchange with Multifocal Lenses in High Myopia: Exploring Pre- and Post-Operative Comparison of Near and Distance Vision	Purna Madeshia	4
3	The Intersection of Immunity and Ocular Health: A Case Series of Dry Eye Disease in Autoimmune Disorders	Sangeetha Parameswaran	4
4	A Case of Bilateral Redialling of Intra Collamer Lens	Nikunj Garg	4
5	Outcome Of Deep Anterior Lamellar Keratoplasty in Limbal Dermoid In Pediatric Patients	Abhishek Aggarwal	4
6	Refractive and Visual Outcomes of SMILE With VISUMAX 800: A Retrospective Review	Avani Hariani	4
7	A Study of the Utilization Profile of Donor Corneas with Death to Retrieval Time of More than 12 hours	Umesh	4
8	Changing Trend in the First Contact Management Profile of Cases of Infectious Keratitis: A Hospital-Based Study	Chandradevi S	4
9	Double Edged Drop : Case Series on Keratitis Medicamentosa	Rishabh Gupta	4
10	Seasonal Variation of Microsporidial Keratitis in Eastern Uttar Pradesh: A Retrospective Observational Study at a Tertiary Eye Care Centre	Akanksha Dass	4
11	To Assess Demographic Profile and Functional Outcomes of Patients with Keratoconus Attending Contact Lens Clinic at Tertiary Eye Care Centre.	Kavya Bansal	4
12	Correlation of Tear Inflammatory Mediators and Serum Autoantibodies in Systemic Autoimmune Disorders	Kshetrimayum Rophiya Devi	4



Interesting Cases- Oculoplasty

15-06-2025
09:45 AM - 11:00 AM
Hall - MR 11 HALL J

Chairperson : Sima Das
Moderator : Parveen Kumar Mongre
Judge : Mridula Malhotra Mehta
Judge : R.K. Duvesh
Judge : Sahil Agrawal
Judge : Modini Pandharpurkar

S.No	Title	Speaker	Duration
1	BCC Masquerading as a Styel	Yamini Bharti	4
2	Unveiling the Rare: A Case of Hydatid Cyst in a 3-Year-Old	Mehak Raheja	4
3	Role Of Imaging In Management Of Post Traumatic Ptosis	Sonika Chaudhary	4
4	Challenging the Usual Suspects	Srishti Sahay	4
5	A Rare Case of Orbital Apocrine Hidrocystoma Presenting as Lower Lid Swelling	Khyati Roop	4
6	A Parasitic Surprise: Myo-Cysticercosis Imitating Cellulitis	Poonam	4
7	A Case of Ocular Myasthenia Gravis Exacerbated by Cataract Surgery	Miding Tamuk	4
8	A Wolf in Inflammatory Clothing: Rare Orbital Antiphospholipid Syndrome Mimicking Idiopathic Orbital Inflammatory Syndrome	Antriksh Wahi	4
9	Disseminated Orbital Cellulitis: A Case Study	Bhor Joshi	4
10	Primary Osteosarcoma of the Orbit: A Rare Tumor	Swati Sharma	4
11	Extra Large Haemangioma Of Upper EyeLid	M.C. Agarwal	4
12	Dealing a Devil and the Art of Reconstruction in BCC	Shubhendra Singh	4
13	Behind the bulge - The Parasitic Puzzle of ocular Taeniasis	K.Meghana Reddy	4



Frontiers in Eye Care: Recent Advances in Ophthalmology

15-06-2025
11:00 AM - 12:15 PM
Hall - Auditorium 1

Chairperson : Pawan Goyal
Co-Chairperson : Alkesh Chaudhary
Co-Chairperson : Vaishali Une
Convenor : R.P. Singh
Co-Convenor : Sandhya R
Moderator : Bhupesh Singh

S.No	Title	Speaker	Duration
1	Managing macular hole	R.P. Singh	7
2	War and combat injuries	Sanjay Kumar Mishra	7
3	Myopia: Advances in the Pharmacological Intervention (ST)	Rohit Saxena	7
4	Power of Systane Science (ST)	Anchal Gupta	7
5	The Charisma of Advanced Monofocal IOLs (ST)	Gaurav Mishra	7
6	Attain Peace Of Mind With The First Purely Refractive EDOF IOL (ST)	Harbansh Lal	7
7	IOL power calculation in Paediatric Cataract	Rasheena Bansal	7



The Art of Pupilloplasty and Iris Surgery, Tips and Tricks Course

15-06-2025
11:00 AM - 12 :15 PM
Hall - Auditorium 2

Chairperson : S. Bharti
Co-Chairperson : Manoj Mathur
Convenor : Prakhyat Roop
Co-Convenor : Obuli Ramachandran Nandhakumar
Moderator : Hazem Yassin

S.No	Title	Speaker	Duration
1	The Art of Pupilloplasty and Iris Surgery, Tips and Tricks Course	Hazem Yassin	30



Masterclasses in Cornea

15-06-2025
11:00 AM - 12 :15 PM
Hall - Auditorium 2A

Chairperson : Samar K. Basak
Co-Chairperson : Rajender Singh Chauhan
Convenor : Hitendra Ahooja
Co-Convenor : Sameer Kaushal
Moderator : Inder M. Rustagi

S.No	Title	Speaker	Duration
1	Surgical Management of Acute Hydrops	Sujatha Mohan	7
2	Customized DALK	Prafulla Kumar Maharana	7
3	DMEK Tissue Preparation?	Jatin N Ashar	7
4	Dry Eye No More -Cost Effective Innovation - Lid Roller	KPS Malik	7
5	PTERYGO BCL- A Zero Recurrence Sutureless Glueless Technique For Management of Pterygium	Arvind Kumar Morya	7
6	Challenging Situations in Atypical Microbial Keratitis	Deepa Gupta	7
7	Additive Keratoplasty in Keratoconus	Rajesh Sinha	7
8	My journey with keratoconus	Ajay Dave	7



The Changing Anti VEGF Landscape – Choice Dilemma

15-06-2025
11:00 AM - 12 :15 PM
Hall - MR 19 HALL A

Moderator : Lalit Verma

Panelist : Manisha Agarwal

S.No	Title	Speaker	Duration
1	New Generation Anti VEGF in PCV: My Experience	R. P. Singh	10
2	Brolucizumab: Bridging the gap in clinical practice	Ramesh Venkatesh	10
3	New Paradigms of DME Management - transforming clinical practice	Debdulal Chakraborty	10



Pentathlon

15-06-2025
11:00 AM - 12 :15 PM
MR 18 HALL B

Chairperson : Sugato Paul
Moderator : Doel Biswas
Judge : Sunandini Bose
Judge : Karan Bhatia
Judge : Nupur Goel
Judge : Mainak Bhattacharyya
Judge : Aditya Sethi

TEAM EYEPOPPERS

Captain: Rajesh Sinha

- 1.Video: Rajesh Sinha
2. Rapid fire quiz: Devesh Kumawat
3. Just a Minute : Rohit Saxena
4. Scramble Unscramble : Sridevi
5. Celebrity Eyes: Deepak Mishra

EYECANDIES

Captain: Namrata Sharma

- 1.Video: Namrata Sharma
2. Rapid fire quiz: Vineet Batwani
3. Just a Minute : Manpreet Kaur
4. Scramble Unscramble : Pranita Sahay
5. Celebrity Eyes : Praful Maharana

EYE OPENERS

Captain: Raghav Malik

1. Video: Sweta Singh
2. Rapid Fire Quiz: Kruthika S H
3. Just a Minute : Raghav Malik
4. Scramble Unscramble : Surveen Kaur Arneja
5. Celebrity Eyes: Bhanupriya

EYE CATCHERS

Captain: Santosh G Honavar

1. Video: Santosh G Honavar
2. Rapid Fire Quiz: Nikita Gupta
3. Just a Minute : Ikeda Lal
4. Scramble Unscramble : Nawazish Shaikh
5. Celebrity Eyes: Aastha Singh

EYEWASHES

Captain: Partha Biswas

- 1.Video: Partha Biswas
- 2.Rapid fire quiz: Tavish Gupta
3. Just a Minute : Srinivas Joshi
- 4.Scramble Unscramble : Bharat Arora
- 5.Celebrity Eyes : Anagha Herror



Interesting Cases - Pediatric Ophthalmology, Strabismus & Neuro-Ophthalmology II & Finale

15-06-2025
11:00 AM - 12 :15 PM
Hall - MR 17 HALL C

Chairperson : P.K. Pandey

Chairperson : Kamlesh

Moderator : Sonali Gupta

Judge : Amar Pujari

Judge : Soveeta Souravee

Judge : Shailja Tibrewal

Judge : Anita Ganger

S.No	Title	Speaker	Duration
1	Droopy Lid, Big Concern: Unmasking the Culprit	Prakruti CB	4
2	Innovative Muscle Transposition: Managing Sixth Nerve Palsy with the Modified Nishida Procedure	Ekta Garg	4
3	A Tale of Cries Without Tears: ALLGROVE SYNDROME Presenting to a Pediatric Hospital	Ameena Akhlaq	4
4	Optic Neuritis a Rare Initial Presentation of Sjogren Syndrome	Vikas Sharma	4
5	Secondary Conjunctival Inclusion Cyst as a Delayed Complication of Strabismus Surgery	Khushboo Kumari	4
6	An Unusual Case of Pretectal Syndrome in a 38 Years old Female Suffering from Acquired Communicating Hydrocephalus with Right VP Shunt in-Situ	Nisha Gupta	4
7	A Disparate Tale of Superior Oblique (SO)	Divya Choudhary	4
8	Unmasking Metastatic Lung Cancer Through Orbital Apex Syndrome	Nandita Trivedi	4
9	A Rare Case of Vertical Diplopia Following Head Trauma	Navjyot Kaur	4
10	Orbital Apex Syndrome: A Rare Manifestation of Temporal Lobe Mass in an Infant	Aarushi Saini	4
11	Third Cranial Nerve palsy with ptosis following total excision of pituitary adenoma -a case report	Vedika Goyal	4
12	Optic Neuritis with Retinal Vasculitis Associated with Mixed Connective Tissue Disease	Tavishi Singhal	4



Meerut Ophthalmological Society

15-06-2025
11:00 AM - 12 :15 PM
Hall - MR 16 HALL D

Chairperson : V K Malik
Chairperson : Sandeep Mithal
Chairperson : Alka Gupta
Chairperson : R C Gupta
Moderator : Umang Varma
Moderator : Siddharth Sharma
Moderator : Shishir Agrawal
Panelist : Karan Bhatia
Panelist : Amol Bansal
Panelist : Prakhyat Roop
Panelist : Priyanka Jain
Panelist : Prakhar Kumar
Panelist : Kopal Mithal

S.No	Title	Speaker	Duration
1	Physiological IOP Surgery: Future for Cataract Surgery	Gaurav Mishra	7
2	Toric IOL (Optimising outcome)	Amit Garg	7
3	Pterygium Excision with thin Strip Conjunctivo-Limbal Autograft: Minimal Invasive Pterygium Surgery	Suman Bhartiya	7
4	Update on Diabetic Macular Edema	Priyank Garg	7
5	Management of Descemet Membrane Detachment	Lokesh Kumar Singh	7
6	Ptosis Management	Swati Agarwal	7
7	Neurotrophic Keratitis	Jeenu Priya	7



Oculoplasty & Oncology – Rapid Fire Session

15-06-2025
11:00 AM - 12 :15 PM
Hall - MR 6 HALL F

Chairperson : Mandeep Singh Bajaj
Co-Chairperson : Anita Sethi
Convenor : Neelam Pushker
Co-Convenor : Rachna Meel
Moderator : Sahil Agrawal
Panelist : Poonam Jain
Panelist : Mridula Malhotra Mehta
Panelist : Mukesh Sharma

S.No	Title	Speaker	Duration
1	Paediatric Epiphora Management	Mukesh Sharma	5
2	Orbital Lymphoma	Pankaj Gupta	5
3	Choroidal Melanoma vs Choroidal Nevus- Treatment with Plaque Brachytherapy	Anita Sethi	5
4	Twists & Turns in Socket surgery- A Case Series	Shalini Kumari	5
5	Sclerotherapy in Orbital Diseases	Ayushi Agarwal	5
6	Clinicopath Correlation Of Orbital Lesions	Seema Kashyap	5
7	Spectrum of Orbital Infections	Saurbhi Khurana	5
8	Periorbital Rejuvenation – Non-Surgical Methods	Mridula Malhotra Mehta	5
9	Fixing the Frame: Blepharoplasty in Young, Old, and Everything in Between"	Sahil Agrawal	5
10	Retinoblastoma – What's Trending?	Deepsekhar Das	5
11	Periocular Hemangiomas: Treatment Options	Manpreet Kaur	5
12	Plaque Brachytherapy: My Journey So Far.	Anita Sethi	5



Phacoemulsification Diversified

15-06-2025
11:00 AM - 12 :15 PM
Hall - MR 7 HALL G

Chairperson : Sanjay Chaudhary
Co-Chairperson : Sanjay Kumar Mishra
Convenor : Saurabh Choudhry
Co-Convenor : Mukesh Taneja
Moderator : Manpreet Kaur

S.No	Title	Speaker	Duration
1	Capsulorrhexis- Pearls and Perils	Sophiya Chaudhary	7
2	Ace the Polar Cataract Review of 100 Surgery Videos	Anand Parthasarthy	7
3	Tips For Successful Multifocal IOL Implantation	Mridula Sunil	7
4	Pearls of management of phaco with PC rent	Rajendra Prasad	7
5	Strategies to Prevent and Combat Postop IOP Spikes	Arup Chakrabarti	7
6	Is FLACS really worth? My 200 Cases Experience	Shailender Choudhary	7
7	Femto Phaco in Complex Situations	Mohan Rajan	7
8	Endophthalmitis	Mehul Shah	7



Free Paper - Oculoplasty

15-06-2025
11:00 AM - 12 :15 PM
Hall - MR 8 HALL H

Chairperson : Ruchi Goel
Moderator : Deepsekhar Das
Judge : Rachna Meel
Judge : Obaidur Rehman
Judge : Manpreet Kaur
Judge : Poonam Jain
Judge : Puneet Jain

S.No	Title	Speaker	Duration
1	Peril at the Lacrimal Gate- A Surgical Challenge	Shailesh Singh Kanwar	4
2	Bilateral Orbital Lymphoma Presenting with Proptosis: A Case Report	Mehakdeep Kaur	4
3	Efficacy and Safety of Weekly EUGOGO protocol vs. 3 Weekly Low dose Intravenous Methylprednisolone in Thyroid Eye Disease: A Prospective Randomized Controlled Trial Study	Ankita Aishwarya	4
4	Evaluation of different treatment modalities and its efficacy in paediatric nasolacrimal duct obstruction	M Sushmita Bande	4
5	Unveiling Hidden Obstructions: The Rationale for Routine Nasal Evaluation in DCR Surgery	Mohd Zubair	4
6	Road to Recovery: Evaluating Eyelid Lacerations From Traffic-Related Ocular Trauma	Vaishali	4
7	Study of Microphthalmia with Colobomatous Cyst.	Niraj Kumar Yadav	4
8	Compare Efficacy of MMCR with Levator Plication in Cases of Mild to Moderate Ptosis	Adwitiya Biswas	4
9	A Study of Correlation of Clinical Parameters and Objective Assesment Tools in Thyroid Eye Disease.	Devanshi Yadav	4
10	The Blocked Path to Tears: CT Dacryocystography Unraveling Lacrimal Mysteries	K.Meghana Reddy	4
11	Evaluation of Foam Sclerotherapy with Sodium Tetradecyl Sulphate in Periorbital Dermoid Cysts.	Vardayani Mehta	4
12	The Outcome of Frontalis Sling Surgery for Simple Congenital Ptosis in Different age Groups.	Nikki Mehta	4



13	Evaluation of Change in Superior Sulcus Deformity after Implantation of Porous Polyethylene Subperiosteal Sheet	Nishi	4
14	Evaluation Of Combined Levator Resection And Frontalis Muscle Advancement Flap Versus Unilateral Sling In Severe Congenital Ptosis	Aashi Jain	4
15	Case Report on Cavernous Hemangioma of The Conjunctiva	Shivani	4
16	Navigating the Lumps and Bumps on the Eyelid	Jyoti Batra	4
17	Full thickness skin grafting in eyelid deformities - A prospective case series	Hemant Kumar Raina	4



Community Ophthalmology Session

15-06-2025
11:00 AM - 12 :15 PM
Hall - MR 15 HALL I

Chairperson : Praveen Vashist
Co-Chairperson : Aparnaa Chandrasekhar
Convenor : Noopur Gupta
Moderator : Sumit Grover
Panelist : Shintoo Doomra
Panelist : Amit Bhardwaj
Panelist : Jagdeep Singh Basur
Panelist : Meenakshi Wadhvani
Panelist : Hemant Titiyal
Panelist : Abhyuday Saxena

S.No	Title	Speaker	Duration
1	Vision 2030 in Sight: How Far We Have Come	Vivek Gupta	7
2	Role of Government and Policy in Eye Health	Aparnaa Chandrasekhar	7
3	Vision Centre: For Strengthening Primary Eye Care in India	Kuldeep Singh	7
4	Role of NGOs in Eye Care	Sudipta Mohanty	7
5	Spectacles Logistics and Supply Chain Management	Suman Lal Srivatsava	7
6	Advances in Low Vision Rehabilitation	Suraj Singh Senjam	7



Free Paper- Pediatric Ophthalmology, Strabismus & Neuro-Ophthalmology II & Finale

15-06-2025
11:00 AM - 12 :15 PM
Hall - MR 11 HALL J

Chairperson : Pradeep Sharma
Moderator : Siddharth Madan
Judge : Jawahar Lal Goyal
Judge : Rasheena Bansal
Judge : Suma Ganesh
Judge : Deepti Joshi

S.No	Title	Speaker	Duration
1	Revolutionizing Myopia Screening with Artificial Intelligence and Digital Retinoscopy: The Future of Simple, Effective Screening	Harsha Saxena	4
2	Macular, Foveal, and Retinal Nerve Fiber Layer Thickness in Unilateral Anisometropic Amblyopia: Changes After Occlusion Therapy	Akhilesh Chauhan	4
3	Crushing Vision: A case of bilateral optic atrophy secondary to space-occupying lesion.	Gunjan	4
4	A Case Series of a Rare Case of Goldenhaar Syndrome	Pradipta Potdar	4
5	Evaluation of Changes in Angle Configuration after Pediatric Cataract Surgery Measured by Anterior Segment Optical Coherence Tomography	Chitra Ogia	4
6	Comparative Evaluation Of 10-0 Vicryl Sutures Versus 10-0 Nylon Sutures In Pediatric Cataract Surgery	Aparna Soman	4
7	Ganglion Cell Complex Thickness in Anisometropic Hyperopic Amblyopia	Nishi Satish	4
8	Clinical Profile of Ocular and Oculomotor Manifestation in Spastic Type of Cerebral Palsy in Term and Preterm Children	Sweetey	4
9	To Study Compliance in Usage of Low Dose (0.01%) Atropine In Myopic Indian Children	Ashima Bansal	4
10	Pituitary Metastasis Presenting as Foster- Kennedy Syndrome: Case Report and Review of Literature	Sumit Monga	4
11	Retinal Structural And Microvascular Changes Before And After Amblyopia Therapy In Children	Meghna Sethi	4



12	Factors Affecting and Visual Outcomes of Ethambutol Induced Optic Neuropathy in a Tertiary Care Ophthalmology Center in North India	Khyati Roop	4
13	Outcomes of Occlusion Therapy for Amblyopia Management - is it Enough in All Ages and Varieties	Isha Gupta	4



Cutting-Edge Approaches in Ophthalmology

15-06-2025
12:15 PM - 01:30 PM
Hall - Auditorium 1

Chairperson : Mohan Rajan
Co-Chairperson : T. S. Ahluwalia
Co-Chairperson : Sanjay Ahuja
Convenor : Sandhya Makhija
Co-Convenor : Gurbax Singh
Moderator : Prafulla Kumar Maharana
Panelist : Kenshuk Marwah

S.No	Title	Speaker	Duration
1	Mono ocular elevator deficit MED	Vaishali Une	7
2	Optical Biometer with Image Guidance : The way forward (ST)	Sameer Kaushal	7
3	30 years of Collamer technology - Delivering superior patient outcome (ST)	Piyush Kapur	7
4	Managing Bleeds in Diabetic VR Surgery	Gagan Bhatia	7
5	Subluxated, Dislocated & Absorbed: Tackling Lens & IOL Complexities - A Customised Approach	Vaibhav Seth	7
6	Salvaging the Unsalvageable - Plaque Brachytherapy in Ocular Surface Tumors	Santosh G. Honavar	7
7	Get The Best Of Both Worlds – Focus Near Through Far With Crv Technology (ST)	Rajendra Prasad	7
8	Saving Lives Through the Eye: How AI is Transforming Retinal Imaging into a Window for Systemic Health	Anand Sivaraman	7
9	OCTA in Glaucoma	Surinder Singh Pandav	7



Lessons From the Past and Treatments of the Future

15-06-2025
12:15 PM - 01:30 PM
Hall - Auditorium 2

Chairperson : Namrata Sharma
Co-Chairperson : M. Vanathi
Convenor : Rishi Swarup
Co-Convenor : Surabhi Dutt
Moderator : Manisha C. Acharya

S.No	Title	Speaker	Duration
1	AS-OCT in Corneal Diseases : New Horizons	Radhika Natrajan	7
2	Immunopathology of HSV Keratitis: Key Insights for Optimized Management	Manisha C. Acharya	7
3	Advancing Management of Keratoconus: From Early Diagnosis to Cutting-Edge Interventions	Neha Kapur	7
4	The Evolution of Corneal Transplantation: From PK to DMEK and Beyond	Namrata Sharma	7
5	Mastering DMEK: Essential Pearls for Clinical Success	Samar K. Basak	7
6	Enhancing Outcomes in Pediatric Corneal Transplantation: Comparative Insights on Conventional and Lamellar Techniques	Muraleedhara R.	7
7	Eye Banking: From Foundation to Future Advancements	Radhika Tandon	7
8	Corneal Bioengineering: Current Advances and Future Directions	Virender Singh Sangwan	7



Age Related Macular Degeneration

15-06-2025
12:15 PM - 01:30 PM
Hall - Auditorium 2A

Chairperson : Cyrus M. Shroff
Co-Chairperson : Dinesh Talwar
Convenor : Charu Gupta
Moderator : Manisha Agarwal
Panelist : Deepa Sharma
Panelist : Shahana Majumdar
Panelist : Priyanka Gupte
Panelist : Avnindra Gupta

S.No	Title	Speaker	Duration
1	Key Takeaways in the Management of Neovascular AMD	A. Giridhar	12
2	Approach to a Treatment Naive Neovascular AMD Patient	Dinesh Talwar	7
3	Newer Anti VGEF Agents in AMD – How Do I Decide ?	Pradeep Kumar	7
4	OCT Biomarkers of Exudative AMD	Manisha Agarwal	7
5	OCTA in Management of AMD – Where Are We ?	Vinod Kumar	7
6	Pachychoroid Neovascularopathy	Deependra Vikram Singh	7
7	RAP – My Approach	Bhuvan Chanana	7



Focus Forward: IOLs and the New Era of Vision

15-06-2025
12:15 PM - 01:30 PM
Hall - MR 19 HALL A

Chairperson : N.M. Shroff
Co-Chairperson : S. Bharti
Convenor : Arun Sethi
Co-Convenor : Rakesh Shakya
Moderator : Anurag Mishra
Panelist : Vikas Kanaujia
Panelist : Vinod Biala
Panelist : Neelima Mehrotra

S.No	Title	Speaker	Duration
1	Clinical Applications of Layer-Specific OCT Angiography Segmentation in the Diagnosis and Management of Retinal Diseases (ST)	Avnindra Gupta	7
2	Management of Cataracts Following Intravitreal Injection in ROP Kids	Sudarshan Kumar Khokhar	7
3	Superspeciality training in 21 century	Jeewan Singh Titiyal	7
4	New Generation Pupil Expansion Device - I Nova (ST)	Vivekanandan	7
5	Extending range without compromise with Rayone EMV (ST)	Vinay Garodia	7
6	My first-hand experience with Rayone Galaxy Spiral IOLs (ST)	Piyush Kapur	7
7	Elevating Cataract Standard Of Care With Monofocal Plus (ST)	Rakesh Gupta	7
8	Role of Artificial Intelligence in Ophthalmology	Hanspal Singh Bhinder	7



The Gladiators in the Ring

15-06-2025
12:15 PM - 01:30 PM
Hall - MR 18 HALL B

Moderator : Sudipta Ghosh

Teams	Members
Avengers	Asmita Phase Prachi Grover Arvind Morya Arshi Singh
Challengers	Bharat Mehta Mita Joshi Isha Chaudhari Prakriti Chourasia
Knights	Devesh Kumawat Shweta Walia Tarannum Shakeel Tripti Choudhary
Marvels	Jimmy Mittal Rahul Phase Soumya PP Nupur Goyel
Titans	Jatinder S Bhalla Kanwaljeet Harjot Richa Gupta Sunandini Bose



Keratoplasty & Challenges in Cornea

15-06-2025
12:15 PM - 01:30 PM
Hall - MR 17 HALL C

Chairperson : Ritu Arora
Co-Chairperson : Uma Sridhar
Convenor : Arun Kumar Jain
Co-Convenor : Chirag Mittal
Moderator : Aastha Singh

S.No	Title	Speaker	Duration
1	Navigating the Complexities of Fungal Keratitis: Strategies for Overcoming the Challenge	Sarita Aggarwal	7
2	Management pearls for viral keratitis	Sikha Jain	7
3	PKP in Difficult Situations.	Shakeen Singh	7
4	Firecracker Injuries at a Tertiary Eye Hospital - Surgical Challenges and Lessons Learnt	Aastha Singh	7
5	Clinical Pearls In Corneal Tear Management	Ruchi Shukla	7
6	Scleral Lenses in Extreme Ectasia an Alternative to Transplant	Jatin N Ashar	7
7	Rare and Intersting Case of Bilateral Cong Corneal Dystrophy with Rare Associated Cong Left Eye Anterior Staphyloma	Gowhar Ahmad	7
8	Infectious Scleritis	Arpita Khasnavis	7



Young Eye Surgeons Session - The Future Masters

15-06-2025
12:15 PM - 01:30 PM
Hall - MR 16 HALL D

Chairperson : Rohit Saxena
Co-Chairperson : Chaitra Jayadev
Convenor : Tanya Jain
Co-Convenor : Vivek Gupta
Moderator : Anagha Heroor

S.No	Title	Speaker	Duration
1	20/20 and N5 in 2025: Perfecting the Art of Presbyopia Correction	Aditya Sethi	7
2	Optic Neuritis- Clever Disguises	Sonali Gupta	7
3	Cataract with Co-existent Diabetic Eye Disease: Navigating Varied Presentations for Optimal Care	Mani Sachdeva	7
4	Phacomorphic Glaucoma and its Management	Monika Arora	7
5	Management Guidelines Simplified	Karan Bhatia	7
6	DMEK and Pupilloplasty: A Saviour Like no Other	Prakhyat Roop	7
7	Role of Topical and Subconjunctival IFN in OSSN	Aarushi Saini	7
8	Role of Physical Exercise in Treatment of Amblyopia	Mittali Khurana	7



Hyderabad Ophthalmologists Association Session

15-06-2025
12:15 PM - 01:30 PM
Hall - MR 6 HALL F

Co-Chairperson : Manoj Mathur
Convenor : M. Vanathi
Moderator : Modini Pandharpurkar

S.No	Title	Speaker	Duration
1	Push and Flip - Novel phaco technique for soft cataract	Rishi Swarup	7
2	Corneal Diagnostics	K Srinivas Prasad	7
3	Pragmatic use of antiglaucoma medication	Manoj Mathur	7
4	Innovative Strabismus surgeries	Y Raman	7
5	Ptosis and its intricacies	Modini Pandharpurkar	7
6	NABH- the process	Rita Bahadur Shaw	7



Vabysmo as First line of choice for DME & nAMD treatment: Time for chANGe

15-06-2025

12:15 PM - 01:30 PM

Hall - MR 7 HALL G

Chairperson : Pradeep Kumar

Co-Chairperson : Vinod Kumar

Moderator : Nikhil Pal

Panelist : Gaganjeet Singh Gujral

Panelist : Ruchir Tewari

S.No	Title	Speaker	Duration
1	My Real World Experience With Vabysmo in DME	Vikram Vinayak Koundanya	12
2	Faricimab:Real World AHRR experience in nAMD	Pradeep Kumar	12
3	Time for chANGe:My Clinical experience with Vabysmo	Nikhil Pal	12



Interesting Cases - Glaucoma II & Finale

15-06-2025
12:15 PM - 01:30 PM
Hall - MR 8 HALL H

Chairperson : Devindra Sood
Moderator : Neha Midha
Judge : Abhishek Chandra
Judge : Talvir Sidhu
Judge : Shayana Bhumbra
Judge : Srishti Raj

S.No	Title	Speaker	Duration
1	Silent Drain, Sudden Danger: A Case of Suprachoroidal Hemorrhage Post-AADI Ripcord Removal	Nidhi Gupta	4
2	Bilateral Primary Angle-Closure Glaucoma with ICE Syndrome in the Right Eye: A Case Report	Virendra Kumar Bagraniya	4
3	Case of Ocular Hypertension Provoked by Water Drinking During Uroflowmetry	Gajashree Samikkannu	4
4	Secondary Glaucoma following firecracker injury	Nithya N	4
5	Blurred from Birth: Another Unfortunate Story of Glaucoma Stealing Sight	Charul Mittal	4
6	Navigating the Clinical Spectrum of Peters Plus Syndrome: A Case Report	Kainat Chaudhary	4
7	Pigment, Pressure, and Possibilities: A Diagnostic Puzzle in Pregnancy	Niyatee Uniyal	4
8	Tenon cyst Masquerading as Blebitis	Shireen Gupta	4
9	Posner Schlossman With a Difference	Diksha Kumar	4



ACOIN Session

15-06-2025
12:15 PM - 01:30 PM
Hall - MR 15 HALL I

Chairperson
Swapan K. Samanta



Interesting Cases - Cornea & Ocular Surface III & Finale

15-06-2025
12:15 PM - 01:30 PM
Hall - MR 11 HALL J

Chairperson : Rakesh Mahajan
Moderator : Manisha Rathi
Judge : Bithi Choudhury
Judge : Sandepan Bandopadhyay
Judge : Ashu Agarwal
Judge : Muraleedhara R.

S.No	Title	Speaker	Duration
1	A Case of Chronic Endothelial Decompensation Several Years After Phakic Anterior Chamber Intraocular Lens Implantation	Isha Gupta	4
2	Compensatory Corneal Epithelial Hyperplasia after Photorefractive Keratectomy Enhancement	Hitendra Ahooja	4
3	Neck-Cesary Adjustments for LASIK in a Case of Torticollis	Muskan Garg	4
4	Intraocular Lens Opacification : A Rare But Significant Complication Of Cataract Surgery	Shubhangi Gupta	4



Glaucoma Point Counterpoint

15-06-2025
1:30 PM - 3 :00 PM
Hall - Auditorium 1

Chairperson : Ramanjit Sihota
Chairperson : Manav Deep Singh
Co-Chairperson : Kirti Singh
Convenor : Anuj Mehta
Co-Convenor : Sushmita Kaushik

S.No	Title	Speaker	Duration
1	Genetics in Glaucoma	Sushmita Kaushik	7
2	Keynote: Paediatric glaucoma management	Kirti Singh	7
3	Perimetry of choice in busy clinics: Automated	Gazella Bruce Warjri	6
4	Angle closure glaucoma with cataract: Standalone phacoemulsification	Nisha Chaudhary	6
5	Angle closure glaucoma with cataract: Combined phaco-trabeculectomy	Aditi Kochar	6
6	Management choice for mild to moderate Open angle glaucoma: MIGS	Shayana Bhumbra	6
7	Management choice for mild to moderate Open angle glaucoma: Lasers (SLT, Micropulse)	Neha Midha	6
8	Decision for tube shunts: Valved	Abhishek Chandra	6
9	Decision for tube shunts: Valveless	Arshi Singh	6
10	How to salvage the bleb: Non Invasive options	Srishti Raj	6
11	How to salvage the bleb: Invasive options	Reena Choudhry	6



Modern Challenges in Private Ophthalmic Practice Management - Open House Session of Private Practitioners

15-06-2025
1:30 PM - 3 :00 PM
Hall - Auditorium 2

Moderator
Jasvinder Singh Chilana



DOS Knowledge Quiz

15-06-2025
1:30 PM - 3 :00 PM
MR 19 HALL A

Quiz Master
Kapil Kumar Midha
Ashish Kumar Lall

Moderator
Ikeda Lal



Surgical Videos V & Finale

15-06-2025
1:30 PM - 3 :00 PM
Hall - MR 18 HALL B

Chairperson : Rajendra Prasad
Moderator : Sandhya Makhija
Judge : Vinod Arora
Judge : Neha Kapur
Judge : T.S. Chowdhary
Judge : Harinder Singh Sethi

S.No	Title	Speaker	Duration
1	Management strategy for a stuck trailing haptic during intraocular lens (IOL) injection	Vinayak S. Gadad	4
2	Double Anterior, Single Posterior (DASP) Delineation Technique With A Novel 'Release Sign' For Correct Plane Identification In Smile Surgery	Vikas Veerwal	4
3	Challenging Case Scenarios in Pediatric Ophthalmology, Strabismus and Neuro-Ophthalmology	Sumit Monga	4
4	The Peribulbar Block – Making Your Surgery Easy	Srishti Sahay	4
5	A shifted lens and a sharp solution : Managing Traumatic cataract with KDB	Sanchita Handa	4
6	Hanging by a Thread: Explanting a Disenclaved Retrofixated Iris Claw IOL in a Case of Post Traumatic Mydriasis	Pranita Sahay	4
7	Two-Port Revision Vitreo-Retinal Surgery for Retinal Redetachment Under Silicone Oil	Nawazish Fatma Shaikh	4
8	Shards, Scratches, and Surprises: Navigating Intraocular Foreign Body Injuries	Anirudh Kapoor	4
9	1-2-3 of staining: Tackling macular holes in myopic patients	Avnindra Gupta	4
10	Rescue Surgery of a Blind Eye and Distorted Globe After an Aborted Cataract Surgery	Shruti Bhattacharya	4
11	From Crisis to Clarity: IOFB Management Success	Vanshika Arora	4



Dr. A.C. Agarwal Trophy Finale

15-06-2025

1:30 PM - 3 :00 PM

Hall - MR 17 HALL C

Chairperson : Taru Dewan

Moderator : Ikeda Lal

Judge : Umang Mathur

Judge : Kenshuk Marwah

Judge : Ravi Trehan

Judge : Gopal Krushna Das



Interesting Cases - Community, Allied Ophthal & Miscellaneous

15-06-2025
1:30 PM - 3 :00 PM
Hall - MR 16 HALL D

Chairperson : Praveen Vashist

Moderator : Anu Malik

Judge : Meenakshi Wadhwani

Judge : Kiran Bhanot

Judge : Hanspal Singh Bhinder

Judge : Aditi Dusaj

S.No	Title	Speaker	Duration
1	Scent of Marfans Syndrome in a Kashmiri Family	Gowhar Ahmad	4
2	Labyrinthine Convalescence Achieved Utilizing Best Indian Innovations	Arvind Kumar Morya	4
3	Living larvae wandering in eye: An interesting rare case of Ophthalmomyiasis externa!!	Bhushan Madankar	4
4	Nematode in Anterior Chamber of Eye: A Case Report	Vedika Goyal	4
5	Delayed repair of conjunctiva covered scleral tear with uveal tissue Prolapse-A Case Report	Monika	4
6	Unveiling a Unique Case: Relative Anterior Megaolpthalmos in Conjunction with Fuchs' Endothelial Dystrophy	Vaishali Tomar	4
7	A Case of Cavernous Hemangioma of Upper Eyelid	Shristi Agarwal	4
8	Fishing Mishap - Barbed Fish Hook Injury to Lower Eyelid : Managing an Uncommon Ocular Trauma with Precision	Amulya Das	4
9	Delayed Presentation of Intraocular Iron Foreign Body: A Diagnostic and Management Challenge	Amithabh Anand	4



Dr. Arjun Narang Trophy Finale

15-06-2025

1:30 PM - 3 :00 PM

Hall - MR 6 HALL F

Chairperson : S.K. Narang
Co-Chairperson : Kamlesh
Moderator : Aastha Singh
Judge : Anuj Mehta
Judge : Sanjay Ahuja
Judge : Sarb Pal Singh Bhatia
Judge : Bhavna Chawla



Dr. T. P. Agarwal Trophy Finale

15-06-2025

1:30 PM - 3 :00 PM

Hall - MR 7 HALL G

Chairperson : Shishir Agrawal

Moderator : Bhupesh Singh

Judge : Manisha C. Acharya

Judge : Ashu Agarwal

Judge : Rajender Singh Chauhan

Judge : Neha Kapur

Judge : Ritu Aurora

Judge : Anu Malik



Interesting Cases - Retina IV & Finale

15-06-2025

1:30 PM - 3 :00 PM

Hall - MR 8 HALL H

Chairperson : Dinesh Talwar

Moderator : Saurabh Verma

Judge : Tanya Jain

Judge : V. Rajshekhar

Judge : Lalit Aalok

Judge : Nikhil Pal

S.No	Title	Speaker	Duration
1	Management of Bleb-like Half-Zone 1 Tractional Retinal Detachment in Retinopathy of Prematurity	Maddu Ch Sai Vineeth	4
2	Navigating the Way in IOFB	Nikita Minocha	4
3	Disc Anomalies: Pit vs Coloboma.	Kirti Sharma	4
4	Choroidal Metastasis and Central Serous Retinopathy as an Initial Presentation of Metastatic Pulmonary Adenocarcinoma	Sangeet	4
5	Central Retinal Vein Occlusion in a Young Male: Delayed Presentation of Covishied Vaccination Related Complication?	Avinash Pradhan	4
6	To Report a Case of Bilateral Inferotemporal Degenerative Reticular Retinoschisis in a 43 Year old Female, Emphasizing Clinical Presentation and Diagnostic Findings.	Aastha Khandelwal	4
7	X Linked Choroideremia with Symptomatic Female Carrier and Fundus Changes in Asymptomatic Son: A Case Report	Smile Singla	4
8	Hypopigmentary Patches : A Diagnostic Dilemma	Bhavya Aneja	4
9	When blood barges below the Hyaloid veil	Riddhi Paik	4
10	Wyburn-Mason Syndrome: A Rare Case of Retinal Arteriovenous Malformation Requiring Multidisciplinary Approach	Anushka Sawhney	4
11	Optic Disc Coloboma A Case Report	Rinki Yadav	4
12	A Case of Ocular Cysticercosis with Exudative Retinal Detachment.	Purvai Kaushik	4
13	Inflammation Immunity and Insight - A Rare Case Report on Lupus Choroiditis in Pregnancy	Rashmi Bharti	4



FOTI Session

15-06-2025
1:30 PM - 3 :00 PM
Hall - MR 15 HALL I



Interesting Cases - Ocular Oncology

15-06-2025
1:30 PM - 3 :00 PM
Hall - MR 11 HALL J

Chairperson : Bhavna Chawla
Moderator : Sumit Grover
Judge : Mridula Malhotra Mehta
Judge : R.K. Duvesh
Judge : Hardeep Singh
Judge : Parveen Kumar Mongre

S.No	Title	Speaker	Duration
1	Granular Cell Tumor of the Orbit: A Rare Masquerader of Lacrimal Gland Pathology	Arpit Gupta	4
2	Beneath the Surface: Uncovering the Hidden	Zoobah Tasneem	4
3	Angiolymphoid Hyperplasia with Eosinophilia(ALHE): Unraveling a Rare Clinical Enigma	Siva Naga Sravani Yarrarapu	4
4	Silent Proptosis — A Diagnostic Challenge in Orbital Pathology.	Bhumika Madan	4
5	Yolked and Misplaced: An Orbital Encounter With an Ovarian Tumor.	Himani Thakur	4
6	Few Interesting Cases of Diffuse Infiltrating Retinoblastoma	Niranjana J	4
7	A Curious Case of Collision Tumour of the Eyelid	Rahul Shukla	4
8	A case of Temporal Ocular Surface squamous neoplasia	Meghna Saxena	4
9	A Challenging Case of LL BCC: A Surgical Dilemma	Shailesh Singh Kanwar	4



GBM & Award Ceremony

15-06-2025
4:30 PM Onwards
Hall - MR 19 HALL A



Physical Poster

13-06-2025
8:30 AM - 4:00 PM
Hall - Poster Area

13-06-2025 – Judging Time – 3:00 PM to 5:00 PM
14-06-2025 - Judging Time – 3:00 PM to 5:00 PM

Title	Speaker
Crafting a Spectacle-Free Life: Indian Multifocal Lens Implanted with Precision Using Femtosecond Laser-Assisted Cataract Surgery	Anita Kumawat
SICS in patient with leucomatous corneal opacity	Sayali Ashok Buwa
Investigating Safety and Efficacy of SICS with Intraocular Lens Implantation in Corneal Opacity Patient	Sayali Buwa
An Eyelid Cyst - A Rare Manifestation of Neurofibromatosis Type 1	Sharvari Jariwala
Stargardt Disease	Karina Bansal
Unraveling Posner-Schlossman Syndrome: A Rare cause of recurrent Ocular Hypertension	Rajat Chachra
Rare and Interesting Case of Bilateral Cong Corneal Dystrophy with Rare Associated Left Eye Ant Staphyloma	Gowhar Ahmad
Evaluation of Diagnostic Characteristic Findings of Primary Intra Ocular Lymphoma On Sd Oct Scan	Abhayan Som
Traumatic Perforation of Eye Following Blunt Trauma	Nishtha Ranjan
Reluctance of Retinoblastoma Even After Completion of Chemotherapy	Gayatri Lele
Beneath The Bags: Decoding Mimickers of Lower Eyelid Swelling - An Interesting Case Report	Prachi Jayant
Topical Rho Kinase Inhibitor(Ripasudil) Rescue in Failing Corneal Grafts: A Case Series on a Novel Application of Topical ROCK Inhibitors	Parul Jain
Ocular Manifestations in Collodion Baby Syndrome	Khushboo Kumari
Waernerndners Syndrome A Case Report	N V Ramana Murthy
A Rare Case of Bilateral Dacryocystocele Complicated With Acute Dacryocystitis	Shiyale Shrushti Uttam
Sympathetic Ophthalmia- A Classical Presentation Following an Open Globe Injury.	Shinde Aishwarya Ramateram
Low Vision Aids : Enhancing Vision &Improving Quality Of Life	Savara Pavan Kumar
A Rare Case of Endogenous Orbital Cellulitis Secondary to Femoral Osteomyelitis in a Child	Shelja Singh



Bilateral Chronic Encysted mucocoele in a middle-aged female with uncontrolled diabetes mellitus : A Case Report.	Khushbu Anilbhai Toor
A Case of Unilateral Ocular Toxoplasmosis in a Pediatric Patient Presenting with Posterior Uveitis and Retinochoroiditis With Anterior Spill Over	Jyotsna Pannu
Beyond the Bag : Advancing IOL Fixation With Scleral Tunnel Technique	Sanjana Garg
A Case of Progressive Bilateral Vision Loss: Diagnosing Fundus Flavimaculatus Through Multimodal Imaging and Differential Analysis in a Middle-Aged Female	Tanya Singh
Advancing MIGS: Bent Ab Interno Needle Goniectomy for Improved IOP Control	Aditya Gautam
Optic Disc Pit Maculopathy - A Rare Entity	Niharika Batra
Navigating Challenges in Neovascular Glaucoma: Treatment Strategies for Refractory Cases	Preeti Yadav
A Rare Case of Foster Kennedy Syndrome (FKS) Caused by Juvenile Nasopharyngeal Angiofibroma (JNA).	Anmol Kachhawa
Misdiagnosed as Meningioma: Ocular Presentation Leading to the Diagnosis of Sarcoidosis	Aishwarya Somanathan
Hemiretinal Artery Occlusion as a Variant of Retinal Arterial Occlusive Disease In a young male	Divya Goyal
Topical Insulin in the Management of a Non Resolving Epithelial Defect in Pseudomonas Keratitis	Pushkar Rangari
Ocular Leprosy: A Preventable Tragedy	Komal Koli
A Rare Case of Peter's Plus Anomaly in an Infant	Chandra Prakash
Central Retinal Vein Occlusion in a Young Male: Delayed Presentation of Covished Vaccination Related Complication?	Avinash Pradhan
Sub-hyaloid haemorrhage:- Transforming from Still to Spilled wine	Bhanu priya
When Uveitis Reveals a Systemic Clue: Pediatric Ocular Behçet's Disease	Priyanka yadav
Unlocking the Potential of IPL: A Game-Changing Approach to Meibomian Gland Dysfunction	Anita Kumawat
Hidden for Years : A Rare Case of Metallic Foreign Body Lodged in the Upper Eyelid	Navneet Sharma
Neovascular Glaucoma : Look Beyond the Eye	Vaibhav Aggarwal
From Shadows to Sight Authors	Shiwali
The Green Cornea That Didn't Stain: A Diagnostic Twist in Pediatric Ocular Trauma	Neeharika Chauhan
Bardet-Biedl Syndrome: A Case Report : Bardet-Biedl Syndrome (BBS) is a Rare Autosomal Recessive Multisystem Involvement Genetic Disorder with a Broad Spectrum of Clinical Presentation.	Shrusti Chelawat
When Vision Blurs in the Bloom of Life: A Watchful Eye - CSC in a Pregnant Female	Akanksha Dass



Tolosa-Hunt Syndrome: A Case Report Tolosa-Hunt Syndrome is a Rare Disorder Indicated by Recurrent Painful Ophthalmoplegia Caused by Non-Specific Inflammation of the Cavernous Sinus .	Ashutosh Singhal
A Window into the Pituitary: Visionary Insights From a Macroadenoma Case. A Clinical Case Study.	Geetika Singh
Oligodendroglioma Presenting with Visual Disturbances as the Initial Symptoms	Raveen Kumari
Isolated Upper Eyelid Retraction As the Sole Presenting Feature of Occult Papillary Thyroid Carcinoma : A Diagnostic Challenge	Simranjeet Singh
Outcome of Pterygium Surgery with Reverse Stripping with Conjunctival Autograft without use of Antimetabolites.	Shalini Sarkar
Tear Film Parameters and Meibography in eyes of Children With Spring Catarrh	Satyabrata Jena
Comparison of the efficacy of topical insulin versus conventional treatment in managing keratitis patients and analyzing its impact on epithelization using slit lamp and ASOCT.	Purva Gadoeya
Case Report on Foster Kennedy Syndrome	Ashutosh Dua
Spontaneous Expulsive Choroidal Haemorrhage: A Rare Ocular Catastrophe	Sunita Devi
Mobile software aids for people with low vision	Priyanka Saran
Isolated Myocysticercosis - An Interesting Case	Mansi Jain
Active Serpiginous Choroiditis	Supriya Chauhan
Understanding Idiopathic Juxtafoveal Telangiectasia: Insights Into A Rare Retinal Disease	Sonakshi Singh
Clinical Features, Systemic Associations and Management of Patients with Pediatric Uveitis	Nawazish Fatma Shaikh
Butterfly Wings of Deception: When One Eye Tells a Deeper Story	Prachi Bajoria
A Case Report of Left Eye Cysticercosis	Aditi Gautam
True exfoliation with delamination of anterior lens capsule	Miyani Hitenkumar pravinbhai
An Interesting Case of Iris Cyst in Young Adult	Himani Sharma
Phacolytic Glaucoma Mimicking Endogenous Endophthalmitis: A Diagnostic Dilemma	Vaishali
Case of Left eye Burn Injury	Anushka Sawhney
Living -Related Conjunctival Limbal Allograft (Ir-CLAL)	Uzma Pervin
Pit to Explore	Harshita sharma
Blepharophimosis Syndrome (BPES) – A Rare Genetic Disorder.	Bhumika Chachra
A rare inherited craniofacial disorder - Blepharophimosis, ptosis, epicanthus inverse syndrome.	Ankita Singh



Pituitary Metastasis Presenting as Foster- Kennedy Syndrome: Case Report and Review of Literature	Sumit Monga
A Case of Atypical Optic Neuritis	Rohit Kumar
Psycho physical test in normal individual and diabetic patients with and without diabetic retinopathy: comparative study	Rashmi kumar
Gyrate Atrophy in a Young Male: A Case Report	Kritika Jain
Intra-Op Phacoemulsification Tip Fracture	Fiza Khan
Astrocytic Hamartoma of the Retina in an 8-Year-Old Female with Tuberous Sclerosis Complex: A Case Report	Nipun Rath
To Study the Correlation of Fundus Changes With the Axial Length of the Globe in High Axial Myopia Subjects	Vaishali Verma
Successful Medical Management of a Long-Standing Orbital Hemangioma with Propranolol and Timolol: A Case Report	Astha
To Assess Efficacy of Intrastromal Voriconazole (ISV) in the Treatment of Fungal Keratitis Non-Responding to Conventional Antifungals	Biresh Raj
Chronic Full-Thickness Grade 4 Macular Hole Following Remote Ocular Trauma: A Case Report	Sweetie
A Rare Trio of Acanthamoeba, Fungal, and Bacterial Keratitis in a Diabetic Patient	Mariyam Kadiwala
To Compare the Visual Out Come, Various Indications and Complications of Penetrating Keratoplasty and Posterior Lamellar Keratoplasty	Ram Chander
Case on Basal Cell Carcinoma	Shivani
A Rare Case of Intraocular Cysticercosis With Extensive Neurocysticercosis in Young Adult Male	Priyanka
Paediatric Cataract: Types, Evaluation and Management	Priyalika Agarwal
A Classical Case of Laurence Moon Bardet Biedl Syndrome With Syndromic Retinitis Pigmentosa	Shivani
Two Decades of Dimmed Vision: Unravelling the Mystery of Right eye Choroidal Osteoma	Mananjay Singh Rawat
A Clear Lens Extraction in High Myopic Ectatic Eyes Could be Considered a Better Option to Get Rid of Rigid Contact Lenses and Glasses.	Prasad Gaiee
A Dysgenetic Ocular Landscape: A Tale of Posterior Embryotoxon	Srishti Gupta
A Case of Gradenigo's Syndrome	Masoom Waris Khan
A Case Report of Angle Recession Glaucoma After Blunt Trauma	Aashish Saluja
Case Report- Stargardt Disease	Sonia Jindal
Comparison of Subconjunctival and Intrastromal Injection of Bevacizumab in the Treatment of Corneal Neovascularisation in Cases of Penetrating Keratoplasty	Arushi Mittal
A Unique Clinical Entity : Intraconal Metallic Foreign Body With Intact Globe	Mansi Gohel



Sebaceous Gland Carcinoma of Eyelid, A Rare Entity	Anubhav Goel
Blepharophimosis – Ptosis – Epicanthus Inversus Syndrome and Keratoconus – A Rare Association – A Case Report	Khushboo Bishnoi
Orbital Schwannoma – A Case Report	Yamini Bharti
Role of in-vivo quantification by AS-OCT in management of keratitis	Sonal Jain
A Vascular Storm in the Retina: A Case of Bilateral Retinal Vascular Pathology in a Hypertensive Diabetic Patient	Madhubala
Fundus Footprints: A rare case of Congenital Hypertrophy of Retinal pigment Epithelium	Aparna Daroch
Seeing Sturge-Weber: A Case of Ocular Manifestations in a Neurocutaneous Disorder	Aishwarya Kumari
Case Report of Bilateral Retinitis Following Typhoid Fever	Priyanka Saran
To Report a Pediatric Case that Presented with Buphthalmos and Raised Intraocular Pressure (IOP)	Arzoo Rana
Necrotising Scleritis	Haa Meem Intikhab
Thinking Beyond Meibomitis	Srishti Sahay
Bacterial Isolates in Traumatic Globe Ruptured Patients in a Tertiary Medical College and Hospital	Shubham Gupta
Circle to the Surgical Rescue Beyond Refractive Smile Surgery Surprise	Navjyot Kaur
Coat's Disease : A Unique Case Report	Shivani Yadav
Duloxetine-Induced Optic Neuropathy : A Rare Case Report	Varun Kumar Upadhyay
Superotemporal Branch Retinal Vein Occlusion	Shivani Yadav
Black Eye: Can it be Life Threatening?	Gajashree Samikkannu
Reporting A Rare Case of Severe Ocular Manifestations in Stevens-Johnson Syndrome	Raviza Sharma
Axenfeld-Rieger syndrome and developmental glaucoma : A surgical ballet of precision with trabeculectomy	Rajeshwari Chitti
Bilateral massive pre-retinal subhyaloid hemorrhage: A rare clinical manifestation	Prerna Madeshia
Awareness on ROP Screening	Nikunj Garg
Dry Cement Eye Injury: A Case Report on Early Intervention and Prevention	Payal Kashyap
Prospective Study of Sutureless Foldable Scleral-Fixated IOLs (With 'T' Shaped Haptics) in Eyes with Inadequate Zonulo-Capsular Support.	Kashish Garg
Sphenoid Sinus Associated Compressive Optic Neuropathy	Adhikansh Jain
Choroidal Osteoma with Choroidal Neovascularization Treated with Ranibizumab in a Young Male Patient	Anjali Tyagi
Lipids in Focus : Unveiling Dystrophia Adiposa Cornea	Harshita Kashyap



The consequences of missed follow up: A case of orbital Retinoblastoma after failed follow up	Rashi Karwa
Bilateral Ptosis (Grade 3) with Chronic Progressive External Ophthalmoplegia	Aditi Bhardwaj
Ocular Myasthenia Gravis With Multiple Giant Congenital Melanocytic Nevi - Merely A Coincidence	Parul Verma
Laurence Moon Bardet Biedl Syndrome : A Case Report	Vedika Goyal
Choroidal Haemangioma - A rare case	Bhumika Chachra
Extra Large Haemangioma of Upper Eye Lid	M.C. Agarwal
A Case of Cavernous Hemangioma of the Conjunctiva	Masoom Waris Khan
Unlocking Vision:- Ocular Manifestations of Vitamin A Deficiency	Swati Gupta
Visual Implications and Treatment Challenges: A Case of Hereditary Macular Dystrophy	Ritika Shrivastava
Choroidal Mass in a Suspected Case of Tuberculosis.	Geetanjali Chhaparia
Ocular Challenges in Marfan Syndrome: A Case Study of Bilateral Ectopia Lentis	Bharti Ekka
A case report of surgical management of left eye traumatic aponeurotic ptosis following a dog bite presenting in a tertiary care hospital	Amita Srijan
A Case of Sebaceous Carcinoma Resembling Chalazion : Misdiagnosis of Eyelid Tumors	Shalu Yadav
Prevalence of Refractive Error Among School Going Children In Meerut, U.P.	Mohd Shariq Bilal
Franceschetti's sign in Ocular Toxoplasmosis	Sabina Lalrinhlui
Ganglion Cell Damage and Functional Recovery After Optic Neuritis	Monisha Gaur
Unusual Presentation of Unilateral Pleomorphic Adenoma of Lacrimal Gland In An Elderly Female- A Rare Benign Epithelial Tumor	Paras Singla
When Tears Cloud Vision: A Rare Case of Acute Corneal Hydrops in a 6-Year-Old with Keratoconus .	Jayanti Shakya
Aneurysm-Induced Pupil-Involving Third Nerve Palsy: A Diagnostic Challenge	Suman Meena
Ocular Cysticercosis	Aditi Kaintura
Two sides of the same coin neuroretinitis and papillitis in Tandem.	Reetu Yadav
Recurrent, Acute, Non-Granulomatous Anterior Uveitis in an HLA-B27 Positive, Seronegative Patient	Sadaf Javed
Iris Hamartomas in Neurofibromatosis Type 1: A Diagnostic Marker	Shrishti Karana
Acute Ipsilateral Total Ophthalmoplegia Following Herpes Zoster Ophthalmicus	Sankalp Markan
Syndromic Retinitis Pigmentosa: Usher Syndrome Type II – A Unique Case Report	Mavuri Dorilal Reddy
Case Report: Bilateral Optic Neuritis- A diagnostic dilemma	Pratiksha Pradhan



Impact Of IOP In PACG Patients Following Cataract Surgery	Chayan Aggarwal
Unravelling a Case of Orbital IgG4 Related Disease with Metabolic Activity in Salivary Glands, Pancreas, and Lymph Nodes in Axilla, Pelvis and Abdomen.	Ishaa Hawaibam
Seal with an Air Bubble; Pneumodescemetopexy Approach to Descemet's Membrane Detachment	Navya K
Central Retinal Artery Occlusion: A Multimodal Imaging Assessment	Robin Debbarma
Goldenhar Syndrome:A Rare Congenital Disorder with Ocular,Auicular, and Vertebral Anomalies-Case Presentation and the Importance of Multidisciplinary Management for Improved Outcomes	Diksha Aherwar
Orbital Squamous Cell Carcinoma	Garima Dhurve
Role of anti-VEGF injection in central serous retinopathy patients .	Neha Singh
A Case Of Full Thickness Parafoveal Hole Associated with Chorio-Retinal Atrophy	Puneeta Kumari Sodhi
A Case of Ocular Cysticercosis with Exudative Retinal Detachment	Purvai Kaushik
Role of Anti VEGF Agent Bevacizumab in Corneal Neovascularization	Garima Dhurve
Susac Syndrome – A Rare Microangiopathy Affecting the Retina, Brain, and Inner Ear	Ankur Mishra
Ocular Injuries Due to Local Cultural Practice of KORDA During Holi Festival	Rashmi Bharti
Influence of Diabetes on Anterior Segment of Eye with Special Reference to Visual Outcome after Cataract Surgery	Jitendra Bamniya
A Case of Compressive Optic Neuropathy in a Patient of Squamous Cell Carcinoma of Ethmoidal Sinus	Vipul Khajuria
A Case of Choroidal Melanoma with Optic Nerve Involvement with Retinal Detachment	Ayushi Umeshkumar Chauhan
Acremonium Keratitis in a Patient with Healed Herpetic Eye Disease	Animesh Singh
Seeing the Signs : Bilateral Ectopia Lentis Unmasking Homocystinuria	Ashvini Chopade
Incidental Discovery of Optic Disc Coloboma in an Adult Presenting with Unilateral Headache: A Case Report	Divyanshu Gupta
Thyroid Eye Disease(TED)	Rakesh
Incidental Detection of a Live Nematode in the Vitreous: A Rare Case Report	Anuradha
Impact of Oral Administration of Lactoferrin in Post Refractive Surgery Dry Eye	Anu Malik
The Intricacies of Intraocular Intruders: Intraocular Foreign Body Case Management and Visual Outcome.	Sonakshi Singh



E-Poster

13-06-2025 | 8:30 AM - 4:00 PM | Hall - Poster Area

Title	Speaker
Suprachoroidal Hemorrhage - Tips and Tricks in Identifying and Managing this Catastrophe	Arnoev Sanduja
Evaluation of Intraocular Pressure in COPD Patients With and Without Pulmonary Arterial Hypertension: A Comparative Study	Twinkle Gupta
A Retrospective Comparative Performance Analysis of Multifocal Eyecryl Actv IOL and the World's First Progressive Polyfocal Autofocus Pro IOL	Arvind Kumar Morya
Through The Layers: Exploring the Lamellar Cataract	Kaveri Birla
Multimodal Imaging in a Case of Optic Disc Pit Maculopathy	Ashish Markan
A Case of Lung Mass with no Perception of Light- Extreme Ocular Presentation of Granulomatosis Polyangiitis	Priyanka
A Vascular Storm in the Retina: A Case of Bilateral Retinal Vascular Pathology in a Hypertensive Diabetic Patient.	Madhubala
Lipemia Retinalis: Ocular Manifestation of a Life Threatening Condition	Apoorva Chandna
Assessing the Psychosocial Aspects of Refractive Errors & Effectiveness of Health Education in Correcting Stigmas Related to Spectacle Use in Female Patients Attending a DH	Jaya Malviya
A rare instance of VKH with a symphony of classical symptoms illustrated through the frames of OCTA and treated with Adalimumab	Riddhi Paik
C3R With TCAT: A New Era Of Keratoconus Treatment	Nikita Nupur
Iridoschisis: A Rare Ocular Entity	Ditsa Parikh
Post-traumatic unequal bitemporal hemianopia with anosmia	Karuna shree
Shimmering Clue: Cerulean Cataract in a Young Adult	Priyanka yadav
Impact of Delayed Cataract Surgery on Visual Outcomes in Elderly Patients	Kanchan Saran
Bilateral Graft Failure: Role of IV Methylprednisolone in Acute Rejection	Mohd Afzal
Atypical Presentation of Foster Kennedy Syndrome due to Neurocysticercosis: A Rare Case Report	Ruchi Agarwal
Pythium and Fungus Can Coexist in Keratitis	Hitendra Ahooja
Central Retinal Vein Occlusion as the Initial Presentation of Isolated Optic Nerve Sheath Metastasis from Breast Cancer: A Case Series	Shweta Verma
Pseudoexfoliation Syndrome With Presenile Cataract In 3o Year Old Male	Savara Pavan Kumar
Where Did The Globe Go! Traumatic Globe Luxation into the Ipsilateral Ethmoid Sinus	Pratyush Ranjan Behera



Ophthalmic Photography

13-06-2025 | 8:30 AM - 4:00 PM | Hall - Poster Area

14-06-2025 | 8:30 AM - 4:00 PM | Hall - Poster Area

Title	Speaker
Traumatic Pseudophacocoele in an Intact Globe in a 60 yr old Lady - A Rare Presentation of Ocular Trauma	Gahan Reddy
Uncommon Occurrence: Spontaneous Rupture of the Anterior Lens Capsule"	Khushboo Kumari
A Rare Case of Pfieffer Syndrome Presenting as Exposure Keratopathy to a Paediatric Ophthalmology Clinic.	Ameena Akhlaq
Corneal Crisis: The Iris Response	Payal Kashyap
An Eclipse in the eye !!	Arpita Khasnavis
Glaucoma: The Unseen Threat to Vision	Niyatee Uniyal
Double Anomaly: Unveiling Coexisting Anterior Segment Dysgenesis and Congenital Primary Aphakia	Sonal Yadav
Eye's Silent Tribute to Nature	Mehak Gupta
Iris on Fire: Neovascular Fury in Chronic Uveitis	Aakanksha Shukla
The Retinal Terrain: Peaks and Valleys of Fluid	Anju Bansal
A Sunset Forest Etched in Light	Arpita Khasnavis
Air Fluid Levels in Ophthalmology	Pratiksha Pradhan
Multiple Peripheral Iridotomies in a Case of Uveitis Glaucoma : A Clinical Insight	Virendra Kumar Bagraniya
Dreaded Sunrise	Pratiksha Pradhan
Like a Silhouette of Trees at Dusk, Deep Vessels Branch Through the Cornea — A Sunset Forest Etched in Light	Arpita Khasnavis
A Case of Bilateral Toxoplasmosis Chorioretinal Scar.	Manisha Singh
Opacified Posterior Chamber Intraocular Lens (PCIOL	Rohit Gupta
Hanging By the Coloboma!	Shreya Nayak
Subluxated Lens With Partial Zonular Dehiscence	Manpreet kour
Precision in the Red Zone	Arjun Bamel
A Quiet Mystery: Bilateral Choroidal Osteoma at the Macula	Sanchita Mehta
Illuminated Pathways	Sachit Mahajan
Early Action, Big Impact: Vitrectomy Avoided for Macula on GRT with Timely Laser-A 7 Year Follow Up!	Arjun Aurora



IOL as Pseudocornea in a Flat Anterior Chamber- A Surgical Odyssey in a Diabetic Eye	Avinash Pradhan
Multimodal Imaging in a Case of Kranenburg Syndrome.	Ashish Markan
ICE Syndrome with Presenile Cataract	Deepansh Garg
The Hidden Companion: Vitreous Cyst in Retinitis Pigmentosa With Cystoid Macular Edema .	Stuti Astir
Eyes in Transition: Capturing Developmental Cataract	Kaveri Birla
Sperm in the Eye	Sumit Monga
Unexpected Ophthalmic Fireworks: A Cannula Coating Incident	Rahul
Retina Enantiomer - Bilateral Symmetrical Foveal Sub-ILM Hemorrhage in Pernicious Anaemia	Gaganjeet Singh Gujral
Rubeosis Iridis in a 65 Year Old Male With CRVO	Arnav Singhal
The Beautiful Fern - Balsam Separation	Komal Saluja
A Fish in the Eye	Swati Singh
Bull's Eye : Lenticonus	Pushkar Dhir
Subconjunctival Hemorrhage Post Trauma Leads to Discovery of Sutural + Blue Dot Congenital Cataract After Pupi Dilation	Kunal Singh
Multimodal Imaging in a Case of Kranenburg Syndrome	Ashish Markan
A Living Nightmare: The Reality of Ocular Myiasis	Payal Kashyap
The Keyhole Sign: A Striking Case of Unilateral Ocular Coloboma	Sandeep Kumar
Sub Conjunctival Hemorrhage Post Trauma Leads to Discovery of Sutural Cataract and Blue Dot Congenital Cataract After Pupil Dilation	Kunal Singh
Rubeosis Iridis in A 54 Year Old Male CRVO Patient	Arnav Singhal
Multiple Peds in A Patient With Nephrotic Syndrome	Nikita Gupta
Cosmic Collision	Akanksha Koul
Sea-Fan Neovascularization of Retina in Branch Retinal Vein Occlusion	Zakir Hussain
Retinal Frostbite: CMV Retinitis Cloaked in Angiitis	Vanshika Arora
Rosette cataract	Charu Maggo
Collateral vessels on FFA	Charu Maggo
Agressive Rop with Plus Disease	Navjyot Kaur
Management of a Case of Post Keratoplasty Non Healing Viral Keratitis with Amniotic Membrane Graft	Monika Joshi
Ocular Eclipse: Subhyaloid Shadows Over the Posterior Pole	Tushar Goel
A Young Patient Presented to Casually with A/H/O Assault with Penetrating Injury to Right Eye with a Sharp Object ,After Removal the Defect was Sutured.	Aishwarya Talwalkar



Wrath of ROP: Retinal Turmoil Following Blood Transfusion	Maddu Ch Sai Vineeth
Spectral Domain Optical Coherence Tomography- A Useful Tool in Ocular Toxoplasmosis Patients	Chayanika Mehta
Subluxated Rosette Cataract	Chandradevi S
A Vision Clouded: The Impact of Developmental Cataract	Kaveri Birla
When Vision Fades in Stillness: Radiation- Induced Corneal Melt and the Art of Ocular Salvage	Swati Sharma
"The Abyss of Vision: Unveiling the Mystery of Black Cataract"	Divya Katiyar
When Vision Fades in Stillness: Radiation-Induced Corneal Melt and the Art of Ocular Salvage	Abhishek Kumar
The Abyss of Vision: Unveiling the Mystery of Black Cataract	Divya Katiyar
Eye With in the Eye: Case of Macular Edema in Retinitis Pigmentosa	Akshita Sharma
Subconjunctival Hemorrhage Post Trauma Leads to the Discovery of Sutural and Blue Dot Congenital Cataract	Kunal Singh
Eye With in the Eye : Case of Macular Edema in Retinitis Pigmentosa	Akshita Sharma
Beyond the Surface: Full-Thickness Corneal Tear with Iris Prolapse	Payal Kashyap
The Posterior and Peripheral Pigment Dispersion: Atypical Pigmentary Glaucoma	Anand Pathak
Subconjunctival Hemorrhage Post-Trauma Leads to the Discovery of Sutural and Blue Dot Cataract After Pupil Dilation	Kunal Singh
A Surgical Odyssey in a Diabetic Eye: IOL Acting as Pseudocornea in a Flat Anterior Chamber	Avinash Pradhan
Double Banana to the Rescue!	Abhishek Kumar
Heme Sweet Heme: A Rose Over the Macular Hole	Sandeep Kumar
Sperm in the Eye!	Sumit Monga
A Surgical Odyssey in a Diabetic Eye : IOL acting as Pseudocornea in a Flat Anterior Chamber-	Pushkar Rangari



Skill Transfer Program (STP)

Redefining the Wet Lab

Highlights

All-in-one station

Didactic Sessions followed by Hands-on Training

Focussed Discussion after hands on training

Cataract Module Biometry Phacodynamics Phacoemulsification SICS (Small Incision Cataract Surgery) Anterior Vitrectomy	Cornea Module Corneal Topography/ASOCT Corneal tear repair Corneal Suturing Keratoplasty (PKP/DALK/DSEK/DMEK/PDEK) AMG/Amnio-Patch/SLET
Glaucoma Module Gonioscopy Perimetry Trabeculectomy Valves/Stents	Glaucoma Module Gonioscopy Perimetry Trabeculectomy Valves/Stents
Advanced Eye Surgery & Intervention Phakic IOL Microkeratome LASIK INTACS Iris Repair Procedures SFIOL (Scleral-Fixated IOL) Iris Claw IOL Botulinum Toxin Course	



Gold Sponsor



Silver Sponsor



Registration Partner



Alcon

Sponsors

A.B. Medisurg Pvt Ltd	Lab Medica
Abbvie Therapeutics India Pvt Ltd	Lupin Ltd
Adithya Ai	Mankind Pharma Ltd
Ajanta Pharma	Medelec Instruments
Akriti Ophthalmic Pvt Ltd	Medinovation
Akshi Medical (Opc) Pvt Ltd	Mehra Eyetechn Private Limited
Alcon	Micro Labs Ltd
Alfaleus Technology Pvt Ltd	My Healthskape
Ankur Metal Works	National Industrial Company
Appasamy Associates Pvt Ltd	Neomedix Healthcare
Auro Lab	Netram
Bausch + Lomb	Novartis Health Care
Baxter India Private Limited	Nri Vision Care
Bayer Zydus Pharma Pvt. Ltd.	Optos
Biomedix	Plus Surgicals, Kolkata
Biotech Vision Care	Protech Remedies Pvt Ltd
BVI	Raymed
Caregroup Sight Solution	Rayner
Carl Zeiss India (Bangalore) Pvt Ltd	Remidio
Centaur Pharmaceuticals	Retikare
Choroid Laboratories Pvt Ltd	Roche Product India P.Ltd
Cipla	Sahah Eyecare / Visionkraft Technologies
Dr Agarwals Eye Hospital	Sapient Laboratories Pvt Ltd
Entod Pharmaceuticals Ltd. (India)	Sentiss Pharma Pvt Ltd
Epsilon Eye Care	SPN & KSR
Essilor India Pvt Ltd	SS Health Care
Jharna Metal and Surgical Co.	Staar Surgical



Eye Care Products (Delhi)	Sun Pharma
G.Surgiwear Ltd	Sunways (India) Pvt. Ltd.
Global Ophthalmic Pvt Ltd	Surgitech Innovation Pvt Ltd
Globe Surgical Appliance	Swiss Advanced Vision
His Eyeness Ophthalmic	Toshbro Medical Pvt Ltd
Hoya Medical India Pvt Ltd	Venus Surgitech
Indo German Surgical Corporation	Vision World
Inmode	Zabbys
Innotech Genesis Pvt Ltd	Zivira
Ipca Laboratories Ltd	Zydus Lifesciences Ltd
Irizer	
Irx Pharmaceuticals Pvt Ltd	
Iscon Surgicals Ltd	
Jaypee Brothers Medical Publisher Pvt Ltd	
Johnson & Johnson Surgical Vision India Pvt Ltd	
Joja Surgical Pvt Ltd	
Klb Instruments Co. Pvt. Ltd.	

DOS GOT TALENT
DOS Cultural Night By
DOS Members

13-06-2025
Auditorium 1
6 PM onwards





75th Annual Conference of the Delhi Ophthalmological Society

Bharat Mandapam, Pragati Maidan, New Delhi

13 - 15 June, 2025

Cultural Night

14 June, 2025 | 7 pm onwards

The Nikunj Hotel

NH -8, New Delhi

Live Performance By

Kanika Kapoor

Gourmet Bites & Live Food Stations

Live Music

Photo Booths

Join us for an unforgettable evening!

HYPRY-B12

Vitamin B12 0.05% , Taurine 4% & Sodium Hyaluronate 0.4% Eye Drops

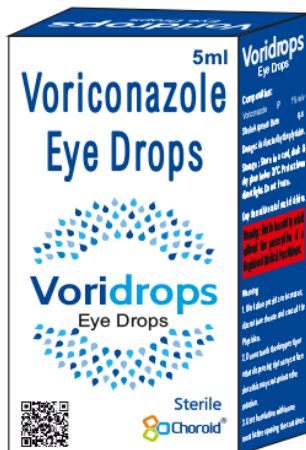


1st Time In India

Hypry B12-Sodium Hyaluronate with Vitamin B12 and Taurine ensures long term relief from symptoms of dry eye.
Superior choice for Moderate to Severe Dry Eye condition

Voridrops


Voriconazole 1% Eye Drops



Choroid is the pioneer in manufacturing Voriconazole solution form which offers excellent bioavailability and penetration in ocular tissue.
Preservative free formulation.

HYPRY-PG

Sodium Hyaluronate 0.15%, Polyethylene Glycol 0.4% & Propylene Glycol 0.3% Eye Drops



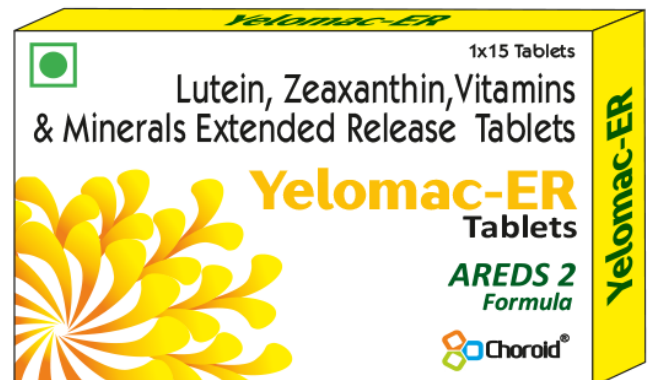
BKC free formulation

Sodium Hyaluronate work in synergy with Polyethylene Glycol and Propylene Glycol to provide Long lasting Relief from Dry Eye symptoms.

Offers better desiccation & protection as compare to mono therapy.

Yelomac-ER

Lutein, Zeaxanthin, Vitamins & Minerals Extended Release Tablets



Yelomac ER- The first AREDS 2 composition which comes with the extended release technology to reduce the risk of G.I. disturbance.
The smallest tablet ensures better patient compliance.



Hotel Accommodation



Le Meridien
Janpath
5 Star Category
Distance from Venue
(4.8 kms)



The Hans
Barakhamba Road
4 Star Category
Distance from Venue
(4.1 kms)

For any accommodation related queries, please contact

Email id: hotels@alpcord.net

Mobile: +91-9717626667



Query Related to Registration / Submission / Scientific Program

Email: conference@dsonline.org
Mobile: 99588 80822, 99104 88722



DOS Office

Email: conference@dsonline.org
Phone: +91-011-43018576

Dr. Prafulla Kumar Maharana
Secretary-Delhi Ophthalmological Society

A-23, First Floor, Green Park Main, New Delhi - 110016, Delhi

✉ conferences@dsonline.org 🌐 www.dsonline.org ☎ +91-11-43018576